



INDIA INVEST 2.0

AI-POWERED INSIGHTS. HUMAN-CENTERED TRUST.

US ABOUT A

WE ARE ON A **MISSION**

To strengthen the financial well-being of every Indian by offering them the right platforms, tools & resources.

Our Purpose

Our purpose is to help every Indian realise their financial goals with integrity, empowering them to take ownership of their financial future at every income level and life stage.

Vision

To be India's most trusted financial partner, enabling every individual to harness the power of investing and achieve financial independence.

Mission

To democratize investing by providing accessible, transparent, and reliable investment platforms, empowering individuals to make informed financial decisions and build a prosperous future.

OUR VALUES

Client first

Placing our clients first because they are at the heart of everything we do.

Integrity

Upholding the highest ethical standards in all our interactions.

Innovation

Continuously seeking new ways to enhance the investment experience.

Transparency

We are open and transparent with our customers and each other.

Simplicity

Making investment simple, understandable and accessible for everyone.

33+

Years of
Empowering
Investors

2.5 LAC +
Customers

1,000 +
Investment Centers

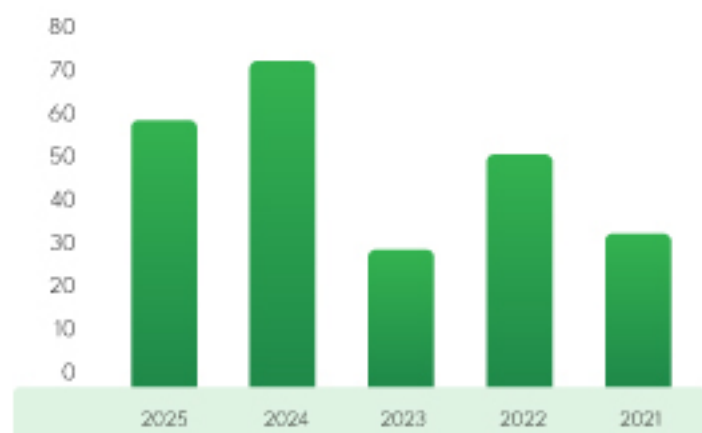
280 +
Cities

400 +
Employees

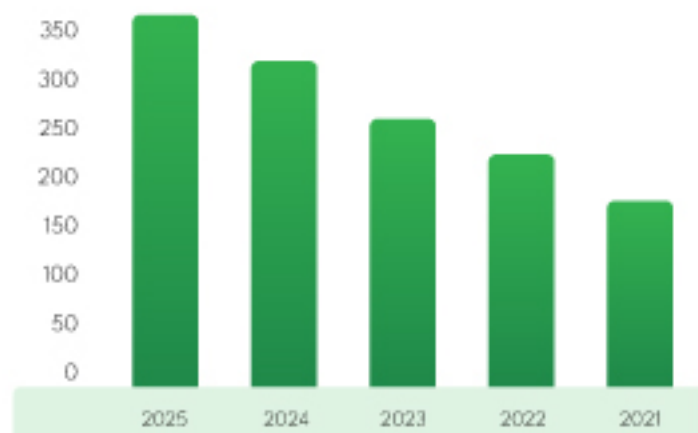
4.5 ★
App Rating

CONSOLIDATED FINANCIAL PERFORMANCE HIGHLIGHTS

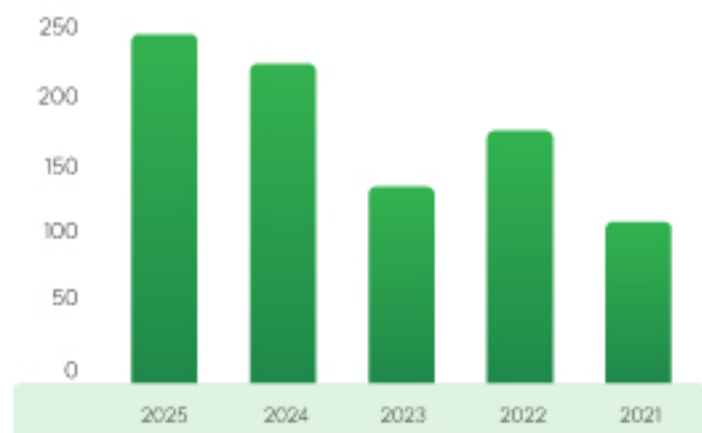
PAT (₹ in crores)



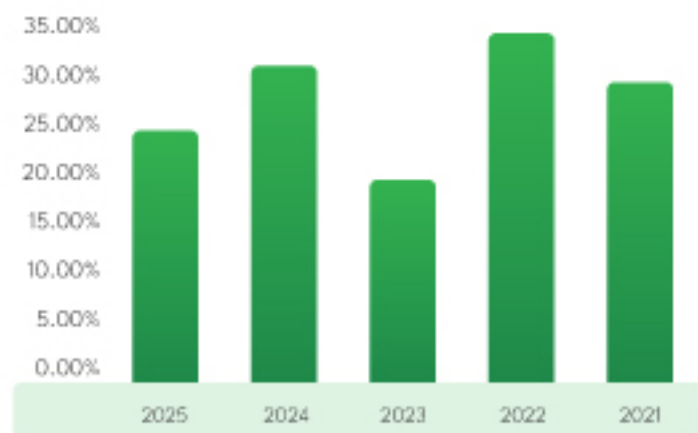
NET WORTH (₹ in crores)



TOTAL INCOME (₹ in crores)



ROCE (₹ in crores)



CORPORATE SOCIAL RESPONSIBILITIES (CSR)

At Aриhant Capital, we aim to create lasting social impact across education, healthcare, women empowerment, sustainability, and rural development. Guided by our commitment to responsible growth, we continue to invest in people, communities, and the planet. During the year, the Company spent ₹82.34 lakhs on CSR initiatives, with a strong focus on education, preventive healthcare and gender equality.

EDUCATION FOR EMPOWERMENT

Education drives social change, and we actively supported schools, academies, and learning centers by strengthening their infrastructure. We also invested in skill development programmes to create employable opportunities. Alongside, we promoted vocational training, special education, and financial literacy workshops to empower women, children, the elderly, and differently abled individuals.

CYBER SECURITY FOR WOMEN

To promote digital safety; Aриhant Capital organized a Cyber Security Awareness Session exclusively for women. The programme focused on identifying online threats, protecting personal data, and developing safe internet habits. By building digital confidence, we empowered women to engage securely in today's technology-driven world and protect themselves against cyber risks.

DIVERSITY AND INCLUSION

At Aриhant Capital, diversity and inclusion remain core values. We are committed to building an equitable society by opposing all forms of discrimination whether based on gender, background, or abilities. Our inclusive practices create an environment where individuals thrive, fostering fairness, respect, and equal opportunities across both workplace and community spaces.

HEALTHCARE INITIATIVES


Healthcare is central to our CSR strategy. We supported hospitals and research centers, improving healthcare infrastructure and medical facilities. Our efforts also targeted hunger eradication, malnutrition reduction, preventive healthcare, and sanitation awareness. By ensuring access to clean drinking water in underserved areas, we reinforced our commitment to improving community health and well-being.

COMMITMENT TO THE PLANET

Environmental responsibility guides our CSR initiatives. We supported tree plantation drives to increase green cover and raise awareness on reducing single-use plastics. Through digital-first practices, we minimized paper usage and reduced carbon footprints. We also contributed to the Kisan Kisan Vikas Trust, promoting biodiversity conservation and ecological balance for a sustainable future.

COMMUNITY AND SOCIAL WELFARE

As part of its CSR commitment, Aриhant Capital extended support to various community and social welfare organizations during the year. Contributions were made to several trusts and associations thereby supporting initiatives aimed at social development, community welfare, and cultural upliftment.



AWARDS & RECOGNITION



Great Place To Work
Feb 25 - Feb 26



ET NOW Swadesh Ke Sitare Award
2025



BOARD OF DIRECTORS



MR. ASHOK KUMAR JAIN

Chairman & Managing Director

MR. ARPIT JAIN

CEO & Joint Managing Director



Mr. Ashish Maheshwari

Independent Director,
Arihant Capital Markets Ltd



Mr. Sunil Kumar Jain

Non-Executive Director,
Arihant Capital Markets Ltd



Mr. Jitendra Jain

Independent Director,
Arihant Capital Markets Ltd



Ms. Swanubhuti Jain

Independent Director,
Arihant Capital Markets Ltd

CORPORATE INFORMATION

www.arihantcapital.com
compliance@arihantcapital.com

REGISTERED OFFICE

6, Lad Colony Y.N. Road, Indore – 452001 (M.P.)
T. +91-731-4217100 F. +91-731-3016199

CORPORATE OFFICE

1011, Solitaire Corporate Park, Building No. 10,
1st Floor, Chakala, Andheri (East), Mumbai – 400093
T. 022-42254800

COMPANY SECRETARY

MR. MAHESH PANCHOLI

CHIEF FINANCIAL OFFICER

MR. UTTAM MAHESHWARI

REGISTRAR & TRANSFER AGENT

ANKIT CONSULTANCY PVT LTD
Plot No. 60, Electronic Complex Pardeshipura,
Indore – 452 010 (M.P.) T. +91-731-2551745

SECRETARIAL AUDITOR

AJIT JAIN & CO.
Prem Villa, 84, Kailash Park Colony,
Indore-452001 Mobile No. 9425053710

BANKERS

Axis Bank Limited
ICICI Bank Limited
IDFC First Bank Limited
Federal Bank Limited

AUDITOR

M/S ARORA BANTHIA & TULSIYAN
6th Floor Silver Arc Plaza, 20/1, New Palasia,
Indore (MP) 452001

DEBENTURE TRUSTEE

Axis Trusteeship Services Limited

WHAT'S INSIDE

01

NOTICE

15

BOARD
REPORT

38

MANAGEMENT DISCUSSION
& ANALYSIS REPORT

44

REPORT ON CORPORATE
GOVERNANCE

63

GENERAL SHAREHOLDER'S
INFORMATION

68

BUSINESS RESPONSIBILITY
& SUSTAINABILITY REPORTING

106

INDEPENDENT AUDITORS REPORT
ON STANDALONE FINANCIAL
STATEMENTS

116

STANDALONE
BALANCE SHEET

163

INDEPENDENT AUDITORS REPORT
ON CONSOLIDATED FINANCIAL
STATEMENTS

170

CONSOLIDATED
BALANCE SHEET

INDIA INVESTS

Fintechs are transforming India's economic landscape, harnessing the synergy of rising financial literacy, digitalisation and cutting-edge technology.

ArihantPlus — our innovative trading platform, is setting new standards for trading and empowering our clients to make well-informed financial choices. Rooted in our core values, we are navigating the vibrant fintech ecosystem to emerge as India's most trusted fintech brand, aiming to empower every Indian to invest through the strategic use of data and technology.



ASHOK KUMAR JAIN

CHAIRMAN AND MANAGING DIRECTOR

CHAIRMAN'S MESSAGE

Dear Shareholders,

It is my privilege to present the Annual Report of Arihant Capital Markets Limited for FY 2024-25; a year shaped by both challenges and opportunities. The global economy continued to grapple with multiple headwinds—tight monetary policies, geopolitical tensions, prolonged supply chain disruptions, and an uneven recovery in trade flows. The International Monetary Fund (IMF) projected global GDP growth at 3.2% for calendar year 2024 and expects a slightly higher 3.3% growth rate in 2025, signaling a stable yet subdued recovery.

India, however, remained one of the fastest-growing major economies, with GDP expanding by 6.5% during the year, despite it being the slowest growth rate in four years. Encouragingly, in 2025, January to March quarter clocked a robust 7.4% growth, aided by resilient urban consumption, improving rural demand, strong investment activity, and continued momentum in the construction and infrastructure sectors.

The equity markets reflected this economic resilience but were marked by bouts of volatility. The NSE Nifty rose by 1,192.45 points (5.3%) while the BSE Sensex ended the fiscal year with a gain of 3,763.57 points (5.1%). The total market capitalisation of NSE-listed companies reached Rs 410.87 lakh crore (\$4.81 trillion) in FY25 (till March 31), from Rs 384.2 lakh crore (\$4.61 trillion) in FY24 — a growth of 6.94% year-on-year, a powerful reflection of investors' faith in India's long-term fundamentals. However, the year was also characterized by sharp corrections in certain pockets, triggered by global cues, interest rate uncertainties, and shifts in foreign portfolio investor (FPI) flows.

One striking development was the growing participation of domestic investors, which cushioned the impact of volatile FPI flows. FY25 saw a record 4.11 crore new demat accounts being opened, taking the total to 19.24 crore accounts across India. Systematic investment plans (SIPs) in mutual funds also touched fresh highs, underscoring the growing shift towards disciplined, long-term equity investing.

At Arihant Capital, we navigated this backdrop with resilience and strategic focus. Our total income grew to ₹248.01 crore from ₹235.61 crore last year, a 5.3% rise, despite the challenging environment. Profit after tax stood at around ₹58.7 crore, compared to ₹70.5 crore in FY24, reflecting our deliberate decision to invest heavily in future growth drivers — upgrading our technology infrastructure, expanding product capabilities, and building a more scalable digital ecosystem.

A key highlight was the significant enhancement of ArihantPlus, our flagship trading and investment platform. We introduced a fully native and seamless onboarding experience, enriched it with enhancements and new features to ensure a faster, more intuitive interface for our clients. These upgrades align with our vision to offer a blend of cutting-edge technology, transparent execution, and personalised service.

The year also witnessed important regulatory measures that strengthened market transparency and investor protection. We welcome these developments as they resonate with Arihant's philosophy of trust, compliance, and customer-first growth.

As we look to the future, our strategic vision is built on two pillars: expanding our institutional and merchant banking segments to drive new growth, and making key investments across our businesses in leadership, digital transformation, and operational scalability. Our core priorities are centered on:

- Enhancing our advisory and research-driven capabilities.
- Deepening client relationships and service excellence.
- Innovating and scaling our digital platforms to enrich the client experience.
- Integrating AI-powered tools into our trading platforms for smarter decisions.
- Broadening our suite of financial solutions to meet evolving client needs.

The future is incredibly promising, and Arihant Capital is perfectly positioned to capitalize on the opportunities ahead. Our strong foundation, proven ability to adapt, and unwavering commitment to innovation, diversification, and responsible growth will ensure we continue to deliver exceptional value to our clients, partners, and all stakeholders.

As we step into the new financial year, I would like to sincerely thank our clients for their unwavering trust, our employees for their commitment and passion, our partners for their support, and you - our shareholders, for your continued confidence in our vision. With a clear roadmap and a resilient foundation, we are committed and well positioned to create long-term value for all stakeholders.

Warm Regards

Ashok Kumar Jain

Chairman & Managing Director,
Arihant Capital Markets Limited

“

At Arihant Capital, we are committed to igniting a nationwide investing revolution, empowering every Indian to participate in the country's economic growth story.

”



ARPIT JAIN

JOINT MANAGING DIRECTOR & CEO

“GUIDED BY PURPOSE.
POWERED BY TRUST.”

CEO'S MESSAGE

Dear Stakeholders,

As I look back at FY 2024-25, I do so with a profound sense of gratitude and conviction. Gratitude for your enduring trust, and conviction in the journey we are undertaking together—toward a financially confident India.

This past year was not just another financial cycle. It was a turning point—a year where we chose to move deliberately, adapt intelligently, and grow with integrity. In a market that's increasingly automated, transactional, and driven by the race for scale, Arihant Capital remained rooted in what truly matters: people, trust, and purpose.

While many firms competed to become the largest, our focus remained on becoming the most respected. We've never believed in shortcuts to growth. Our differentiation lies in our ability to combine deep financial expertise with personalized, honest advisory, backed by the right use of technology. We've been fortunate to serve not just investors, but dreamers—people investing for their child's education, their first home, their retirement, or a vision that's deeply personal. That responsibility humbles us, and it drives us to do better every day.

India's capital markets are undergoing a fundamental transformation. Participation is growing. Technology is disrupting old models. Consolidation is redefining scale. But amidst this change, we've stayed true to a balanced approach—one that welcomes innovation, but never at the cost of relationships.

This year, we strengthened our digital platforms, integrated AI into our research and advisory ecosystem, and expanded our presence across regions that have long been underserved. But the real progress came from listening—to clients, to our people, and to the evolving rhythm of the market.

Growth for us was never just about the numbers. It's about building an institution that lasts. With that intent, we laid the foundation for Vision 2030 a future-forward blueprint built on four pillars: delivering hyper-personalized, insight-driven solutions; expanding across promising geographies and asset segments; achieving operational excellence with world-class governance and compliance; and, most importantly, investing in our people and culture with empathy and clarity.

What gives me confidence isn't just the strategy, but the people bringing it to life. Our team has displayed agility, care, and an extraordinary sense of purpose. To our employees—you are the soul of Arihant. To our clients—thank you for trusting us with your goals and your futures. To our shareholders—your belief fuels our long-term vision. And to our regulators and partners—your guidance continues to shape our growth with responsibility and rigor.

The journey ahead will have its share of opportunities and challenges. Markets will shift, expectations will rise, and technology will keep evolving. But through it all, our foundation will remain firm—because at Arihant, we are not just managing capital; we are enabling confidence, building futures, and creating impact.

Thank you for walking this path with us. The best is yet to come.

Warm Regards

Arpit Jain

Joint Managing Director & CEO,
Arihant Capital Markets Limited

Technology & Innovation – Driving the Future

At our core, we believe technology is the engine of growth. In FY 2024–25, we made significant progress in modernizing our infrastructure, upgrading applications, and strengthening cybersecurity to deliver unmatched value to customers, stakeholders, and investors.

Infrastructure Modernization

We adopted hybrid and multi-cloud architectures with advanced automation, enhancing scalability, reliability, and efficiency. This ensures the ability to meet rising customer demands in a rapidly evolving digital landscape.

Application Excellence

Our modular, microservices-based architecture supports real-time responsiveness, faster development, and seamless scalability. Advanced tools—including distributed messaging, NoSQL databases, in-memory caching, and cross-platform frameworks—enable consistent performance and reliability across applications.

In-House Expertise

Our skilled technology team drives innovation, reducing vendor dependency and accelerating time-to-market, while ensuring full alignment with strategic priorities.

Advanced Tech Stack

With Apache Kafka, Spring Boot, Node.js, Redis, and a robust API gateway, our ecosystem delivers real-time processing, secure communication, and advanced analytics, empowering data-driven decision-making.

Future Vision – AI-Powered Super App

We are building a next-generation Super App to unify services under one platform. Powered by AI, it will offer personalized experiences, predictive insights, and intelligent automation—driving stronger customer engagement and long-term growth.

Robust Cybersecurity

Protecting systems and data remains paramount. Our framework includes AI-driven threat detection, end-to-end encryption, and regular third-party audits to safeguard operations and investor trust.

Value for Investor

Our technology strategy enhances efficiency, reduces costs, and creates new revenue streams. By combining infrastructure modernization, in-house expertise, and AI-led innovation, we are building a future-ready organization positioned for sustainable growth.

Charting -
with TradingView integration

Margin Trading Facility (MTF) -
at affordable interest rates

InstaOptions -
for multi-leg option strategies
with premium charting tools

Stock Stack -
ready-made portfolios curated
by our in-house research experts

Advanced Option Chain -
with Greeks and live OI analysis



Transforming the Investment Experience

Seamless Onboarding Journey

– Zero account opening fees with instant activation.

Actionable Research

– Access to expert insights from our in-house research team.

Discover Coolest Dashboard Ever

– Packed with trading & investing tools.

Intuitive User Interface

– One-click orders designed for beginners yet powerful enough for advanced traders.

ArihantPlus Trading App

– Built on simplicity, swiftness, and transparency.

Quick Deposits & Withdrawals

– Via UPI, Net Banking, NEFT & more.

Performance report

60 Lakhs

API served per day

6 Lakhs +

App installs

4.5 +

Play store rating



Advanced Orders -

SL, cover, basket, AMO, GTD, and order slicing

Mutual Fund Investments -

through the same platform

Algo Trading -

via Quantman and Quantiplay with free API access

Multi-Chart View -

explore 8 charts simultaneously on the web

Stock Scanners -

powered by 80+ indicators (RSI, MACD, Bollinger Bands, PSAR, etc.)

NOTICE

Notice is hereby given that the **THIRTY-THIRD ANNUAL GENERAL MEETING (AGM) of ARIHANT CAPITAL MARKETS LIMITED (CIN: L66120MP1992PLC007182)** will be held on Saturday, September 27, 2025, at 11:30 A.M. through Video Conferencing (VC)/ Other Audio-Visual Means ("OAVM") to transact the following businesses:

ORDINARY BUSINESSES:

1. TO CONSIDER AND ADOPT:

- a) the Audited Standalone Financial Statements of the Company for the financial year ended March 31, 2025, together with the Reports of the Board of Directors and Auditors thereon; and
- b) the Audited Consolidated Financial Statements of the Company for the financial year ended March 31, 2025, together with the Report of the Auditors thereon.

and in this regard, to consider and if thought fit, to pass, with or without modification(s), the following resolutions as Ordinary Resolutions:

a) **"RESOLVED THAT** the audited standalone financial statements of the Company for the financial year ended on March 31, 2025, together with the report of the Board of Directors and report of the Statutory Auditor thereon, as circulated to the shareholders, be and are hereby considered and adopted."

b) **"RESOLVED THAT** the audited consolidated financial statements of the Company for the financial year ended on March 31, 2025, and report of the Statutory Auditor thereon, as circulated to the shareholders, be and are hereby considered and adopted."

2. TO DECLARE DIVIDEND ON THE EQUITY SHARES OF THE COMPANY FOR THE FINANCIAL YEAR ENDED MARCH 31, 2025.

"RESOLVED THAT pursuant to the recommendations made by the Board of Directors of the company, a dividend at the rate of 50% (i.e. Re. 0.50) per equity share of face value Re. 1/- each to the equity shareholders, for the financial year ended March 31, 2025, whose names appear in the Register of Members at close of business hours on September 20, 2025 be and is hereby declared to be paid out of the profits of the Company."

3. TO APPOINT A DIRECTOR IN PLACE OF MR. ARPIT JAIN (DIN: 06544441), WHO RETIRES BY ROTATION AND BEING ELIGIBLE OFFERS HIMSELF FOR RE-APPOINTMENT.

"RESOLVED THAT Mr. Arpit Jain (DIN: 06544441), Director of the Company who retires by rotation and being eligible has offered himself for re-appointment be and is hereby reappointed as Director of the Company whose period of office is liable to determination by retirement of directors by rotation."

SPECIAL BUSINESSES:

4. APPROVAL FOR APPOINTMENT OF MS. SWATI JAIN AT OFFICE OR PLACE OF PROFIT IN THE COMPANY.

To Consider and if thought fit, to pass with or without modification(s), the following resolution as an **Special Resolution**:

"RESOLVED THAT pursuant to the provisions of Sections 188(1)(f) and other applicable provisions of the Companies Act, 2013, read with the Companies (Meetings of Board and its Powers) Rules, 2014 (including any statutory modification(s) or re-enactment(s) thereof for the time being in force), and Regulation 23(4) and other applicable provisions of the Securities and Exchange Board of India (Listing Obligations and Disclosure Requirements) Regulations, 2015, as amended from time to time, and in accordance with the Company's Policy on Related Party Transactions, based on the recommendation of the Nomination and Remuneration Committee and Audit Committee at their meeting held on 07th July 2025, the approval of the board of directors in their meeting held on 07th July 2025, consent of the members be and is hereby accorded by way of a special resolution for the appointment of Ms. Swati Jain, daughter of Mr. Ashok Kumar Jain, to an office or place of profit in the Company as Chief Strategy Officer, with remuneration in the salary scale of ₹2,50,000/- (Rupees Two Lakh Fifty Thousand only) to ₹5,00,000/- (Rupees Five Lakhs only) per month, along with such other perquisites and allowances as per the rules of the Company, with effect from 1st October, 2025.

RESOLVED FURTHER THAT the Board of Directors or the Company Secretary of the Company be and is hereby authorised to do, all such acts, matters, deeds and things, settle any queries / difficulties / doubts arise from it, as may be considered necessary, proper or expedient to give effect to this resolution and for matters connected herewith or incidental there to in the best interest of the Company including filling of returns with any authority.

5. APPROVAL FOR APPOINTMENT OF SECRETARIAL AUDITOR

To appoint secretarial auditor of the company and to fix their remuneration and if thought fit, to pass with or without modification, the following resolution as **Special Resolution**:

“RESOLVED THAT pursuant to the provisions of Section 204 and other applicable provisions, if any, of the Companies Act, 2013 (“the Act”), read with Rule 9 of the Companies (Appointment & Remuneration of Managerial Personnel) Rules, 2014, (including any statutory modification(s) or re-enactment(s) thereof, for the time being in force), and Regulation 24A of the Securities and Exchange Board of India (Listing Obligations and Disclosure Requirements) Regulations, 2015, as amended, and based on the recommendation of the Audit Committee and the approval of the Board of Directors of the company, consent of the members be and is hereby accorded for appointment of M/s Virendra G. Bhatt, Practicing Company Secretaries as the Secretarial Auditor of the company for a period of five (5) years, commencing from FY 2025-26 till FY 2029-30, to conduct a Secretarial Audit of the company .

RESOLVED FURTHER THAT the Board of Directors of the company be and are hereby authorized to fix the annual remuneration plus applicable taxes and out-of-pocket expenses payable to them during their tenure as the Secretarial Auditors of the Company, as determined by the Audit Committee in consultation with the said Secretarial Auditors.

RESOLVED FURTHER THAT the Board of Directors be and are hereby authorized to take such steps and do all such acts, deeds, matters, and things as may be considered necessary, proper, and expedient to give effect to this Resolution.

By order of the Board of Directors

**Sd/-
Mahesh Pancholi
(Company Secretary)
M. No. F-7143**

**Place: Indore
Date: July 07, 2025**

NOTES:

A statement pursuant to Section 102(1) of the Companies Act, 2013 (“the Act”) in respect of the special business under Item No. 4 and Item No. 5 of the Notice is annexed hereto.

1. Pursuant to the General Circular No. 09/2024 dated September 19, 2024, issued by the Ministry of Corporate Affairs (MCA) and circular issued by SEBI vide circular no. SEBI/ HO/ CFD/ CFDPoD-2/ P/ CIR/ 2024/ 133 dated October 3, 2024 (“SEBI Circular”) and other applicable circulars and notifications issued (including any statutory modifications or re-enactment thereof for the time being in force and as amended from time to time and Secretarial Standard - 2 on General Meetings as issued by Institute of Company Secretaries of India (“SS-2”), companies are allowed to hold AGM through Video Conferencing (VC) or other audio visual means (OAVM), without the physical presence of members at a common venue. In compliance with the said Circulars, EGM shall be conducted through VC / OAVM.
2. Pursuant to the General Circular No.: 14/2020 dated 08 April, 2020, Circular No.: 17/2020 dated 13 April, 2020, Circular No.: 20/2020 dated 05 May, 2020, Circular No.: 02/2021 dated 13 January, 2021, Circular No.: 21/2021 dated 14 December, 2021, Circular No.: 2/2022 dated 05 May, 2022 and Circular No.: 10/2022 dated 28 December, 2022 issued by the Ministry of Corporate Affairs (collectively referred to as 'MCA Circulars') the Company is convening the 33rd Annual General Meeting (AGM) through Video Conferencing (VC) / Other Audio Visual Means (OAVM), without the physical presence of the Members at a common venue.

Further, Securities and Exchange Board of India (SEBI), vide its Circulars dated 12 May, 2020, 15 January, 2021, 13 May, 2022 and 05 January, 2023 (SEBI Circulars) and other applicable circulars issued in this regard, have provided relaxations from compliance with certain provisions of the SEBI (Listing Obligations and Disclosure Requirements) Regulations, 2015 (Listing Regulations).

In compliance with the applicable provisions of the Companies Act, 2013 (the Act), the Listing Regulations and MCA Circulars, the 33rd AGM of the Company is being held through VC / OAVM on Saturday, September 27, 2025 at 11:30 A.M. (IST). The proceedings of the AGM will be deemed to be conducted at the Registered Office of the Company situated at 6, Lad Colony, Y. N. Road, Indore - 452001, Madhya Pradesh, India, which shall be the deemed venue of the 33rd AGM.

3. As per the provisions of Clause 3.A. II. of General Circular No.: 20/2020 dated 05 May 2020, the matters of Special Business as appearing at Item Nos. 4 and 5 of the accompanying Notice, are considered to be unavoidable by the Board and hence, form part of this Notice.
4. The Members can join the AGM in the VC/OAVM mode 15 minutes before and after the scheduled time of the commencement of the Meeting by following the procedure mentioned in the Notice.
5. The attendance of the Members attending the AGM through VC/OAVM will be counted for the purpose of reckoning the quorum under Section 103 of the Companies Act, 2013.
6. Pursuant to the provisions of Section 108 of the Companies Act, 2013 read with Rule 20 of the Companies (Management and Administration) Rules, 2014 (as amended) and Regulation 44 of SEBI (Listing Obligations & Disclosure Requirements) Regulations 2015 (as amended), and the Circulars issued by the Ministry of Corporate Affairs dated April 08, 2020, April 13, 2020 and May 05, 2020 the Company is providing facility of remote e-Voting to its Members in respect of the business to be transacted at the AGM. For this purpose, the Company has entered into an agreement with National Securities Depository Limited (NSDL) for facilitating voting through electronic means, as the authorized agency. The facility of casting votes by a member using remote e-Voting system as well as E-voting on the date of the AGM will be provided by NSDL.
7. In line with the Ministry of Corporate Affairs (MCA) Circular No. 17/2020 dated April 13, 2020, the Notice calling the AGM has been uploaded on the website of the Company at www.arihantcapital.com. The Notice can also be accessed from the websites of the Stock Exchanges i.e. BSE Limited and National Stock Exchange of India Limited at www.bseindia.com and www.nseindia.com respectively and the AGM Notice is also available on the website of NSDL (agency for providing the Remote e-Voting facility) i.e. www.evoting.nsdl.com.
8. AGM will be convened through VC/OAVM in compliance with applicable provisions of the Companies Act, 2013 read with MCA Circular No. 14/2020 dated April 08, 2020 and MCA Circular No. 17/2020 dated April 13, 2020, MCA Circular No. 20/2020 dated May 05, 2020, MCA Circular No. 2/2021 dated January 13, 2021, Circular No. 21/2021 dated December 14, 2021 and General Circular No. 2/2022 dated May 05, 2022.

9. Institutional shareholders / corporate shareholders (i.e. other than individuals, HUFs, NRIs, etc.) are required to send a scanned copy (PDF/JPG format) of their respective Board or governing body Resolution, Authorization, etc., authorizing their representative to attend the AGM through VC/OAVM on their behalf and to vote through remote eVoting. The said Resolution/Authorization shall be sent to the Scrutinizer by e-mail to bhattivrendra1945@yahoo.co.in with a copy marked to evoting@nsdl.co.in and compliance@arihantcapital.com. Institutional shareholders (i.e. other than individuals, HUFs, NRIs, etc.) can also upload their Board Resolution/Power of Attorney/Authority Letter, etc. by clicking on “Upload Board Resolution/Authority Letter”, etc. displayed under “e-Voting” tab in their login.
10. The Register of Members, Beneficial Owner and Share Transfer Books of the Company will remain closed from Sunday, September 21, 2025 to Saturday, September 27, 2025, both days inclusive for the purpose of payment of dividend, if declared at the Annual General Meeting.
11. The Board of your Company has fixed Saturday, September 20, 2025 as the ‘Record Date’ for the purpose of determining entitlement of the Members to the Dividend for the FY 2024-25, if declared at the AGM. Subject to the provisions of the Act, the Dividend as recommended by the Board of Directors, if declared at the AGM will be paid within thirty days from the date of declaration i.e. within thirty days from Saturday, September 27, 2025 (if declared) to those Members whose names appear:
 - a) in the Register of Members of the Company after giving effect to valid transmission or transposition requests lodged with the Company as on close of the business hours on Saturday, September 20, 2025 and
 - b) as beneficial owners as at the end of business hours of Saturday, September 20, 2025 as per the list furnished by National Securities Depository Limited (NSDL) and Central Depository Services (India) Limited (CDSL) in respect of Shares held in dematerialized form.
12. In compliance with the aforesaid MCA Circulars and SEBI Circular dated May 12, 2020, Notice of the AGM along with the Annual Report 2024-25 is being sent only through electronic mode to those Members whose email addresses are registered with the Company/ Depositories. Members may note that the Annual Report 2024-25 will also be available on the Company’s website www.arihantcapital.com websites of the Stock Exchanges i.e. BSE Limited at www.bseindia.com and www.nseindia.com and on the website of NSDL (agency for providing the Remote e-Voting facility) <https://www.evoting.nsdl.com/>
13. As the Members may be aware that with effect from April 01, 2020, Dividend Distribution Tax under Section 115-O of the Income-tax Act, 1961 as may be amended from time to time (“IT Act”) payable by domestic companies on declaration of dividend has been abolished. Pursuant to this amendment brought vide Finance Act, 2020, the Company would be under an obligation to deduct tax at source (“TDS”) in accordance with the provisions of the IT Act, from the final dividend, if approved by the Members at the AGM. In this regard, the Members may refer the Note on TDS on dividend distribution, appended to this Notice convening 33rd AGM of the Company (“AGM Notice”).

Notes on TDS:

For resident shareholders, taxes shall be deducted at source under Section 194 of the IT Act as follows:

Members having valid Permanent Account Number (PAN)	10%* or as notified by the Government of India (GOI)
Members not having PAN / valid PAN	20% or as notified by the GOI

*As per the Finance Act, 2021, Section 206AB has been inserted effective July 1, 2021, wherein the higher rate of tax (twice the specified rate) would be applicable on payment made to a shareholder who is classified as ‘Specified Person’ as defined under section 206AB of the Finance Act, 2021.

*As per section 139AA of the IT Act, every person who has been allotted a PAN and who is eligible to obtain Aadhar, shall be required to link the PAN with Aadhar. In case of failure to comply with this, the PAN allotted shall be deemed to be invalid / inoperative and he shall be liable to all consequences under the IT Act and tax shall be deducted at the higher rates as prescribed under the IT Act.

However, no tax shall be deducted on the dividend payable to resident individual shareholders if the total dividend to be received by them during financial year 2024-25 does not exceed ₹5,000, and also in cases where members provide Form 15G / Form 15H (Form 15H is applicable to resident individual shareholders aged 60 years or more) subject to conditions specified in the IT Act. Resident shareholders may also submit any other document as prescribed under the IT Act to claim a lower / nil withholding of tax. PAN is mandatory for members providing Form 15G / 15H or any other document as mentioned above.

For non-resident shareholders, taxes are required to be withheld in accordance with the provisions of Section 195 and other applicable sections of the IT Act, at the rates in force. The withholding tax shall be at the rate of 20%** (plus applicable surcharge and cess) or as notified by the GOI on the amount of dividend payable. However, as per Section 90 of the IT Act, non-resident shareholders have the option to be governed by the provisions of the Double Tax Avoidance Agreement (DTAA), read with Multilateral Instrument (MLI) between India and the country of tax residence of the shareholders, if they are more beneficial to them.

For this purpose, i.e. to avail the benefits under the DTAA read with MLI, non-resident shareholders will have to provide the following:

- Copy of the PAN card allotted by the Indian income tax authorities duly attested by the shareholders or details as prescribed under rule 37BC of the Income-tax Rules, 1962
- Copy of the Tax Residency Certificate for financial year 2024-25 obtained from the revenue or tax authorities of the country of tax residence, duly attested by shareholders
- Electronic Form 10F as per notification no. 03/2022 dated July 16, 2022 issued by the Central Board of Direct Tax [Notification can be read under notification-no-3-2022-systems.pdf (incometaxindia.gov.in)]. Form 10F can be obtained electronically through the e-filing portal of the income tax website at <https://www.incometax.gov.in/iec/foportal>
- Self-declaration by the shareholders of having no permanent establishment in India in accordance with the applicable tax treaty
- Self-declaration of beneficial ownership by the non-resident shareholder
- Any other documents as prescribed under the IT Act for lower withholding of taxes, if applicable, duly attested by the shareholders.

In case of Foreign Institutional Investors (FII) / Foreign Portfolio Investors (FPI), tax will be deducted under Section 196D of the IT Act at the rate of 20%** (plus applicable surcharge and cess) or the rate provided in relevant DTAA, read with MLI, whichever is more beneficial, subject to the submission of the above documents, if applicable.

** As per the Finance Act, 2021, Section 206AB has been inserted effective July 1, 2021, wherein the higher rate of tax (twice the specified rate) would be applicable on payment made to a shareholder who is classified as 'Specified Person' as defined under the provisions of the aforesaid Section. However, in case of a non-resident shareholder or a non-resident FPI / FII, the higher rate of tax as mentioned in section 206AB shall not apply if such non-resident does not have a permanent establishment in India.

The Resident Non-Individual Members i.e. Insurance companies, Mutual Funds and Alternative Investment Fund (AIF) established in India and Non-Resident Non-Individual Members i.e. Foreign Institutional Investors and Foreign Portfolio Investors may alternatively submit the relevant forms / declarations / documents through their respective custodian who is registered on NSDL platform, on or before the aforesaid timelines.

14. Members are requested to notify the Company immediately, quoting Registered Folio No., change in their address, if any, with the pin code number.

15. Non-resident members are requested to immediately notify: - (i) change in their residential status on return to India for permanent settlement; and (ii) particulars of NRE account, if not furnished earlier.

16. Members who are holding shares in identical names in more than one folios, are requested to write to the Company/Ankit Consultancy Pvt. Ltd., the Registrar and Share Transfer Agent, to consolidate their holding in one folio.

18. Members are requested to note that the dividend remaining unclaimed for a continuous period of seven years from the date of transfer to the Company's Unpaid Dividend Account shall be transferred to the Investor Education and Protection Fund (IEPF). In addition, all equity shares in respect of which dividend has not been claimed for seven consecutive years or more shall be transferred by the Company to demat account of the IEPF authority within a period of thirty days of such equity shares/dividend becoming due to be transferred to the IEPF. Accordingly, the Company would be transferring the Equity Shares and Final Dividend for the year ended March 31, 2018. In the event of transfer of equity shares and the unclaimed dividends to IEPF, Members are entitled to claim the same from IEPF authority by submitting an online application in the prescribed Form IEPF-5 available on the website www.iepf.gov.in and sending a physical copy of the same duly signed to the Company along with the requisite documents enumerated in Form IEPF-5. Members can file only one consolidated claim in a financial year as per the IEPF rules.
19. The Company has transferred the unpaid or unclaimed dividends declared up to financial years 2017-18 to the Investor Education and Protection Fund ("IEPF") established by the Central Government. Details of dividends so far transferred to the IEPF Authority are available on the website of IEPF Authority and the same can be accessed through the link: www.iepf.gov.in
20. Members desirous of obtaining any information concerning to the accounts and operations of the Company are requested to send their queries to the Company Secretary at least seven days before the date of the meeting so that the required information can be made available at the meeting.
21. Details required under Regulation 36(3) of the SEBI (Listing Obligations and Disclosure Requirements) Regulations, 2015 and Secretarial Standard on General Meetings issued in respect of the Directors seeking appointment/re-appointment at the Annual General Meeting is annexed herewith to the Notice as Annexure-I. The Directors have furnished the requisite declarations for their appointment/re-appointment.
22. The Securities and Exchange Board of India (SEBI) has mandated the submission of the Permanent Account Number (PAN) by every participant in the securities market. Members holding shares in electronic form are, therefore, requested to submit their PAN and any changes in their address/bank mandate to their Depository Participant(s). Members holding shares in physical form are required to submit their PAN details and any other changes to the Registrar and Share Transfer Agents in respect of their physical shares folio also at:

Ankit Consultancy Pvt. Ltd.
Plot No. 60 Electronic Complex, Pardeshipura,
Indore (M.P.) – 452010
23. The Register of Contracts or Arrangements in which the Directors are interested, maintained under Section 189 of the Companies Act, 2013, and the Register of Directors and Key Managerial Personnel and their shareholding, maintained under Section 170 of the Companies Act, 2013, will be available for inspection by the members at the Annual General Meeting of the Company.
24. The Board of Directors of the Company has appointed Mr. Virendra G Bhatt Practicing Company Secretary (Membership No.-1157), to act as Scrutinizer to scrutinize the process of remote e-voting and also e-voting during the meeting in a fair and transparent manner.
25. The Scrutinizer shall after the conclusion of Annual General Meeting, first count the votes cast at the meeting and thereafter unblock the votes cast through remote e-voting in the presence of at least two witnesses, not in the employment of the Company. The scrutinizer shall submit the consolidated scrutinizer's report, not later than two working days of conclusion of the Meeting, to the Chairman or any other person authorized by the Board. The results declared along with the consolidated scrutinizer's report shall be placed on the website of the Company.
26. Relevant documents referred to in the accompanying Notice and in the Explanatory Statement are open for inspection by the Members at the Company's Registered Office at 6, Iad Colony, YN Road, Indore – 452001 (M.P.) on all working days (except Sundays and Public Holidays) between 11.00 A.M. to 1.00 P.M. up to the date of this Annual General Meeting ("AGM") and also at the AGM.

THE INSTRUCTIONS FOR MEMBERS FOR REMOTE E-VOTING AND JOINING GENERAL MEETING ARE AS UNDER: -

The remote e-voting period begins on September 24, 2025, at 09:00 A.M. and ends on September 26, 2025 at 05:00 P.M. The remote e-voting module shall be disabled by NSDL for voting thereafter. The Members, whose names appear in the Register of Members / Beneficial Owners as on the record date (cut-off date) i.e. September 20, 2025, may cast their vote electronically. The voting right of shareholders shall be in proportion to their share in the paid-up equity share capital of the Company as on the cut-off date, being September 20, 2025.

How do I vote electronically using NSDL e-Voting system?

The way to vote electronically on NSDL e-Voting system consists of “Two Steps” which are mentioned below:




Step 1: Access to NSDL e-Voting system

A. Login method for e-Voting and joining virtual meetings for Individual shareholders holding securities in demat mode

In terms of SEBI circular dated December 9, 2020 on e-Voting facility provided by Listed Companies, Individual shareholders holding securities in demat mode are allowed to vote through their demat account maintained with Depositories and Depository Participants. Shareholders are advised to update their mobile number and email Id in their demat accounts in order to access e-Voting facility.

Login method for Individual shareholders holding securities in demat mode is given below:

Type of shareholders	Login Method
Individual Shareholders holding securities in demat mode with NSDL.	<ol style="list-style-type: none"> 1. For OTP based login you can click on https://eservices.nSDL.com/SecureWeb/evoting/evotinglogin.jsp. You will have to enter your 8-digit DP ID, 8-digit Client Id, PAN No., Verification code and generate OTP. Enter the OTP received on registered email id/mobile number and click on login. After successful authentication, you will be redirected to NSDL Depository site wherein you can see e-Voting page. Click on company name or e-Voting service provider i.e. NSDL and you will be redirected to e-Voting website of NSDL for casting your vote during the remote e-Voting period or joining virtual meeting & voting during the meeting. 2. Existing IDeAS user can visit the e-Services website of NSDL Viz. https://eservices.nSDL.com either on a Personal Computer or on a mobile. On the e-Services home page click on the “Beneficial Owner” icon under “Login” which is available under ‘IDeAS’ section, this will prompt you to enter your existing User ID and Password. After successful authentication, you will be able to see e-Voting services under Value added services. Click on “Access to e-Voting” under e-Voting services and you will be able to see e-Voting page. Click on company name or e-Voting service provider i.e. NSDL and you will be re-directed to e-Voting website of NSDL for casting your vote during the remote e-Voting period or joining virtual meeting & voting during the meeting. 3. If you are not registered for IDeAS e-Services, option to register is available at https://eservices.nSDL.com. Select “Register Online for IDeAS Portal” or click at https://eservices.nSDL.com/SecureWeb/IdeasDirectReg.jsp 4. Visit the e-Voting website of NSDL. Open web browser by typing the following URL: https://www.evoting.nSDL.com/ either on a Personal Computer or on a mobile. Once the home page of e-Voting system is launched, click on the icon “Login” which is available under ‘Shareholder/Member’ section. A new screen will open. You will have to enter your User ID (i.e. your sixteen-digit demat account number hold with NSDL),

<p>Individual Shareholders holding securities in demat mode with NSDL.</p>	<p>Password/OTP and a Verification Code as shown on the screen. After successful authentication, you will be redirected to NSDL Depository site wherein you can see e-Voting page. Click on company name or e-Voting service provider i.e. NSDL and you will be redirected to e-Voting website of NSDL for casting your vote during the remote e-Voting period or joining virtual meeting & voting during the meeting.</p> <p>5. Shareholders/Members can also download NSDL Mobile App “NSDL Speede” facility by scanning the QR code mentioned below for seamless voting experience.</p> <div style="text-align: center;"> <p>NSDL Mobile App is available on</p>  <div style="display: flex; justify-content: space-around; margin-top: 10px;">   </div> </div>
<p>Individual Shareholders holding securities in demat mode with CDSL</p>	<ol style="list-style-type: none"> 1. Users who have opted for CDSL Easi / Easiest facility, can login through their existing user id and password. The option will be made available to reach e-Voting page without any further authentication. The users to login Easi /Easiest are requested to visit CDSL website www.cdslindia.com and click on login icon & New System Myeasi Tab and then use your existing my easi username & password. 2. After successful login the Easi / Easiest user will be able to see the e-Voting option for eligible companies where the evoting is in progress as per the information provided by the company. By clicking the evoting option, the user will be able to see e-Voting page of the e-Voting service provider for casting your vote during the remote e-Voting period or joining virtual meeting & voting during the meeting. Additionally, there is also links provided to access the system of all e-Voting Service Providers, so that the user can visit the e-Voting service providers’ website directly. 3. If the user is not registered for Easi/Easiest, option to register is available at CDSL website www.cdslindia.com and click on login & New System Myeasi Tab and then click on registration option. 4. Alternatively, the user can directly access e-Voting page by providing Demat Account Number and PAN No. from a e-Voting link available on www.cdslindia.com home page. The system will authenticate the user by sending OTP on registered Mobile & Email as recorded in the Demat Account. After successful authentication, user will be able to see the e-Voting option where the evoting is in progress and also able to directly access the system of all e-Voting Service Providers.
<p>Individual Shareholders (holding securities in demat mode) login through their depository participants</p>	<p>You can also login using the login credentials of your demat account through your Depository Participant registered with NSDL/CDSL for e-Voting facility. upon logging in, you will be able to see e-Voting option. Click on e-Voting option, you will be redirected to NSDL/CDSL Depository site after successful authentication, wherein you can see e-Voting feature. Click on company name or e-Voting service provider i.e. NSDL and you will be redirected to e-Voting website of NSDL for casting your vote during the remote e-Voting period.</p>

Important note: Members who are unable to retrieve User ID/ Password are advised to use Forget User ID and Forget Password option available at abovementioned website.

Helpdesk for Individual Shareholders holding securities in demat mode for any technical issues related to login through Depository i.e. NSDL and CDSL.

Login type	Helpdesk details
Individual Shareholders holding securities in demat mode with NSDL	Members facing any technical issue in login can contact NSDL helpdesk by sending a request at evoting@nsdl.co.in or call at 022 - 4886 7000 and 022 - 2499 7000
Individual Shareholders holding securities in demat mode with CDSL	Members facing any technical issue in login can contact CDSL helpdesk by sending a request at helpdesk.evoting@cdslindia.com or contact at toll free no. 1800 22 55 33

- B. Login Method for e-Voting for shareholders other than Individual shareholders holding securities in demat mode and shareholders holding securities in physical mode.**
Helpdesk for Individual Shareholders holding securities in demat mode for any technical issues related to login through Depository i.e. NSDL and CDSL. How to Log-in to NSDL e-Voting website

How to Log-in to NSDL e-Voting website

Login type	Helpdesk details
Individual Shareholders holding securities in demat mode with NSDL	Members facing any technical issue in login can contact NSDL helpdesk by sending a request at evoting@nsdl.co.in or call at 022 - 4886 7000 and 022 - 2499 7000
Individual Shareholders holding securities in demat mode with CDSL	Members facing any technical issue in login can contact CDSL helpdesk by sending a request at helpdesk.evoting@cdslindia.com or contact at toll free no. 1800 22 55 33

1. Visit the e-Voting website of NSDL. Open web browser by typing the following URL: <https://www.evoting.nsdl.com/> either on a Personal Computer or on a mobile
2. Once the home page of e-Voting system is launched, click on the icon “Login” which is available under ‘Shareholder/Member’ section.
3. A new screen will open. You will have to enter your User ID, your Password/OTP and a Verification Code as shown on the screen. Alternatively, if you are registered for NSDL eservices i.e. IDEAS, you can log-in at <https://eservices.nsdl.com/> with your existing IDEAS login. Once you log-in to NSDL eservices after using your log-in credentials, click on e-Voting and you can proceed to Step 2 i.e. Cast your vote electronically.
Your User ID details are given below:

Manner of holding shares i.e. Demat (NSDL or CDSL) or Physical	Your User ID is:
a) For Members who hold shares in demat account with NSDL.	8 Character DP ID followed by 8 Digit Client ID For example, if your DP ID is IN300*** and Client ID is 12***** then your user ID is IN300***12*****.
b) For Members who hold shares in demat account with CDSL.	16 Digit Beneficiary ID For example, if your Beneficiary ID is 12***** then your user ID is 12*****.
c) For Members holding shares in Physical Form.	EVEN Number followed by Folio Number registered with the company. For example, if folio number is 001*** and EVSN is 101456 then user ID is 101456001***

5. Password details for shareholders other than Individual shareholders are given below:
 - a) If you are already registered for e-Voting, then you can use your existing password to login and cast your vote.
 - b) If you are using NSDL e-Voting system for the first time, you will need to retrieve the 'initial password' which was communicated to you. Once you retrieve your 'initial password', you need to enter the 'initial password' and the system will force you to change your password.
 - c) How to retrieve your 'initial password'?
 - (i) If your email ID is registered in your demat account or with the company, your 'initial password' is communicated to you on your email ID. Trace the email sent to you from NSDL from your mailbox. Open the email and open the attachment i.e. a .pdf file. Open the .pdf file. The password to open the .pdf file is your 8-digit client ID for NSDL account, last 8 digits of client ID for CDSL account or folio number for shares held in physical form. The .pdf file contains your 'User ID' and your 'initial password'.
 - (ii) If your email ID is not registered, please follow steps mentioned below in process for those shareholders whose email ids are not registered.
6. If you are unable to retrieve or have not received the "Initial password" or have forgotten your password:
 - a) Click on "Forgot User Details/Password?" (If you are holding shares in your demat account with NSDL or CDSL) option available on www.evoting.nsdl.com.
 - b) Physical User Reset Password?" (If you are holding shares in physical mode) option available on www.evoting.nsdl.com.
 - c) If you are still unable to get the password by aforesaid two options, you can send a request at evoting@nsdl.co.in mentioning your demat account number/folio number, your PAN, your name and your registered address etc.
 - d) Members can also use the OTP (One Time Password) based login for casting the votes on the e-Voting system of NSDL.
7. After entering your password, tick on Agree to "Terms and Conditions" by selecting on the check box.
8. Now, you will have to click on "Login" button.
9. After you click on the "Login" button, Home page of e-Voting will open.

Step 2: Cast your vote electronically on NSDL e-Voting system.

How to cast your vote electronically and join the General Meeting on NSDL e-Voting system?

1. After successful login at Step 1, you will be able to see all the companies "EVEN" in which you are holding shares and whose voting cycle is in active status.
2. Select "EVEN" of company for which you wish to cast your vote during the remote e-Voting period and cast your vote during the General Meeting. For joining virtual meeting, you need to click on "VC/OAVM" link placed under "Join Meeting".
3. Now you are ready for e-Voting as the Voting page opens.
4. Cast your vote by selecting appropriate options i.e. assent or dissent, verify/modify the number of shares for which you wish to cast your vote and click on "Submit" and also "Confirm" when prompted.
5. Upon confirmation, the message "Vote cast successfully" will be displayed.
6. You can also take the printout of the votes cast by you by clicking on the print option on the confirmation page.

General Guidelines for shareholders

1. Institutional shareholders (i.e. other than individuals, HUF, NRI etc.) are required to send scanned copy (PDF/JPG Format) of the relevant Board Resolution/ Authority letter etc. with attested specimen signature of the duly authorized signatory(ies) who are authorized to vote, to the Scrutinizer by e-mail to bhattivirendra1945@yahoo.co.in with a copy marked to evoting@nsdl.co.in. Institutional shareholders (i.e. other than individuals, HUF, NRI etc.) can also upload their Board Resolution / Power of Attorney / Authority Letter etc. by clicking on "Upload Board Resolution / Authority Letter" displayed under "e-Voting" tab in their login.
2. It is strongly recommended not to share your password with any other person and take utmost care to keep your password confidential. Login to the e-voting website will be disabled upon five unsuccessful attempts to key in the correct password. In such an event, you will need to go through the "Forgot User Details/Password?" or "Physical User Reset Password?" option available on www.evoting.nsdl.com to reset the password.
3. In case of any queries, you may refer the Frequently Asked Questions (FAQs) for Shareholders and e-voting user manual for Shareholders available at the download section of www.evoting.nsdl.com or call on toll free no.: 1800 1020 990 and 1800 22 44 30 or send a request to evoting@nsdl.co.in

Process for those shareholders whose email ids are not registered with the depositories for procuring user id and password and registration of e mail ids for e-voting for the resolutions set out in this notice:

1. In case shares are held in physical mode please provide Folio No., Name of shareholder, scanned copy of the share certificate (front and back), PAN (self attested scanned copy of PAN card), AADHAR (self attested scanned copy of Aadhar Card) by email to compliance@arihantcapital.com
2. In case shares are held in demat mode, please provide DPID-CLID (16 digit DPID + CLID or 16 digit beneficiary ID), Name, client master or copy of Consolidated Account statement, PAN (self attested scanned copy of PAN card), AADHAR (self attested scanned copy of Aadhar Card) to compliance@arihantcapital.com. If you are an Individual shareholder holding securities in demat mode, you are requested to refer to the login method explained at step 1 (A) i.e. Login method for e-Voting and joining virtual meeting for Individual shareholders holding securities in demat mode.
3. If you are an Individual shareholders holding securities in demat mode, you are requested to refer to the login method explained at step 1 (A) i.e. Login method for e-Voting and joining virtual meeting for Individual shareholders holding securities in demat mode.
4. Alternatively, shareholder/members may send a request to evoting@nsdl.co.in for procuring user id and password for e-voting by providing above mentioned documents.
5. In terms of SEBI circular dated December 9, 2020 on e-Voting facility provided by Listed Companies, Individual shareholders holding securities in demat mode are allowed to vote through their demat account maintained with Depositories and Depository Participants. Shareholders are required to update their mobile number and email ID correctly in their demat account in order to access e-Voting facility.

INSTRUCTIONS FOR MEMBERS FOR e-VOTING ON THE DAY OF THE AGM ARE AS UNDER: -

1. The procedure for e-Voting on the day of the AGM is same as the instructions mentioned above for remote e-voting.
2. Only those Members/ shareholders, who will be present in the AGM through VC/OAVM facility and have not casted their vote on the Resolutions through remote e-Voting and are otherwise not barred from doing so, shall be eligible to vote through the e-Voting system in the AGM.
3. Members who have voted through Remote e-Voting will be eligible to attend the AGM. However, they will not be eligible to vote at the AGM.
4. The details of the person who may be contacted for any grievances connected with the facility for e-Voting on the day of the AGM shall be the same person mentioned for Remote e-voting.

INSTRUCTIONS FOR MEMBERS FOR ATTENDING THE AGM THROUGH VC/OAVM ARE AS UNDER:

1. Members will be provided with a facility to attend the AGM through VC/OAVM through the NSDL e-Voting system. Members may access by following the steps mentioned above for Access to NSDL e-Voting system. After successful login, you can see link of "VC/OAVM" placed under "Join meeting" menu against company name. You are requested to click on VC/OAVM link placed under Join Meeting menu. The link for VC/OAVM will be available in Shareholder/Member login where the EVEN of Company will be displayed. Please note that the members who do not have the User ID and Password for e-Voting or have forgotten the User ID and Password may retrieve the same by following the remote e-Voting instructions mentioned in the notice to avoid last minute rush.
2. Members are encouraged to join the Meeting through Laptops for better experience.
3. Further Members will be required to allow Camera and use the Internet with a good speed to avoid any disturbance during the meeting.
4. Please note that Participants Connecting from Mobile Devices or Tablets or through Laptop connecting via Mobile Hotspot may experience Audio/Video loss due to Fluctuation in their respective network. It is therefore recommended to use Stable Wi-Fi or LAN Connection to mitigate any kind of aforesaid glitches.
5. Shareholders who would like to express their views/ask questions during the meeting may register themselves as a speaker by sending their request in advance atleast seven days prior to meeting mentioning their name, demat account number/folio number, email id, mobile number at compliance@arihantcapital.com. The shareholders who do not wish to speak during the AGM but have queries may send their queries in advance seven days prior to meeting mentioning their name, demat account number/folio number, email id, mobile number at compliance@arihantcapital.com These queries will be replied to by the company suitably by email.
6. Those shareholders who have registered themselves as a speaker will only be allowed to express their views/ask questions during the meeting.
7. Only those shareholders, who are present in the AGM through VC/OAVM facility and have not casted their vote on the Resolutions through remote e-Voting and are otherwise not barred from doing so, shall be eligible to vote through e-Voting system available during the AGM.
8. If any Votes are cast by the shareholders through the e-voting available during the AGM and if the same shareholders have not participated in the meeting through VC/OAVM facility, then the votes cast by such shareholders shall be considered invalid as the facility of e-voting during the meeting is available only to the shareholders attending the meeting.
9. When a pre-registered speaker is invited to speak at the meeting but he / she does not respond, the next speaker will be invited to speak. Accordingly, all speakers are requested to get connected to a device with a video/ camera along with good Internet speed.
10. The Company reserves the right to restrict the number of questions and number of speakers, as appropriate, for smooth conduct of the AGM.

ANNEXURE TO NOTICE**EXPLANATORY STATEMENT AS REQUIRED BY SECTION 102 OF THE COMPANIES ACT, 2013 (THE ACT').**

As required by section 102(1) of the Companies Act, 2013 ("Act") and such other applicable rules (if any), including any statutory modification(s) thereof, the following statement sets out all material facts relating to the Special Business mentioned in the accompanying Notice and shall be taken as forming part of it.

ITEM NO. 4

Pursuant to Section 188(1)(f) of the Companies Act, 2013 and applicable rules, any appointment of a related party to an office or place of profit in the Company requires prior shareholder approval by special resolution if the monthly remuneration exceeds ₹2,50,000.

Ms. Swati Jain, daughter of Mr. Ashok Kumar Jain (Chairman and Managing Director), is proposed to be appointed as Chief Strategy Officer, the approval of the shareholders is required for her appointment to an office or place of profit in the Company, with remuneration in the salary scale of ₹2,50,000/- (Rupees Two Lakh Fifty Thousand only) to ₹5,00,000/- (Rupees Five Lakhs only) per month of the Company.

Based on recommendations of the Nomination and Remuneration Committee and Audit Committee, the Board has approved her appointment to the CSO role in view of her contributions and increased responsibilities. The appointment is in the ordinary course of business and at arm's length.

Accordingly, the approval of members is sought by way of a special resolution.

Interest of Directors and Key Managerial Personnel:

Except Mr. Ashok Kumar Jain and Mr. Arpit Jain and their relatives, none of the other Directors or Key Managerial Personnel or their relatives are concerned or interested in the resolution, financially or otherwise, except to the extent of their shareholding, if any.

ITEM NO. 5

The Board of Directors of the company, on the recommendation of the Audit Committee, proposes to appoint Mr. Virendra G. Bhatt, Practicing Company Secretary (ACS No. 1157, COP No. 124), as the Secretarial Auditor of the Company for a period of 5 consecutive years commencing from FY 2025-26 till FY 2029-30, pursuant to the provisions of Section 204 of the Companies Act, 2013 and the rules made thereunder.

Mr. Virendra G. Bhatt is a highly esteemed and experienced Practicing Company Secretary, holding over 38 years of experience in corporate laws, governance, and compliance. He is Peer Reviewed by the Institute of Company Secretaries of India and has provided secretarial audit and corporate advisory services to a wide range of companies including Top 200, Top 500, and Top 1000 listed companies, as well as various unlisted entities in diverse sectors such as Manufacturing, Pharmaceuticals, Retail, NBFCs, Banking, Hospitality, and Mining.

Before commencing his independent practice, Mr. Bhatt served as Secretary cum Financial Manager at Flexicons Limited for over 18 years. His vast experience and deep understanding of corporate compliance make him an ideal candidate to conduct the Secretarial Audit of the Company for the relevant financial year.

The Board recommends the resolution for the appointment of Mr. Virendra G. Bhatt as Secretarial Auditor for approval by the members.

None of the Directors, Key Managerial Personnel, or their relatives are in any way, financially or otherwise, concerned or interested in the said resolution.

By order of the Board of Directors
For Arihant Capital Markets Limited

Sd/-
Mahesh Pancholi
(Company Secretary)
M. No. F7143

Place: Indore
Date: July 07, 2025

ADDITIONAL INFORMATION OF DIRECTOR SEEKING APPOINTMENT/REAPPOINTMENT AT THE ENSUING ANNUAL GENERAL MEETING PURSUANT TO REGULATION 36(3) OF THE SECURITIES AND EXCHANGE BOARD OF INDIA (LISTING OBLIGATION AND DISCLOSURE REQUIREMENTS) 2015 AND SECRETARIAL STANDARDS OF GENERAL MEETINGS:

Name of Director & Designation	Mr. Arpit Jain (Joint Managing Director & CEO)
DIN No.	06544441
Date of Birth	09/01/1991
Date of Appointment/ Re-appointment	25/09/2021
Qualifications	Chartered Accountant
Expertise in Specific functional Area	Accomplished Chartered Accountant and CEO with extensive experience in capital markets, strategic leadership, and corporate governance. Proven track record of driving growth and value creation, supported by board-level roles in publicly listed companies.
Directorship held in other public companies/ deemed public companies (excluding private companies, foreign companies and section 8 companies)	Nil
Memberships/ Chairmanship of Committees of other public companies (includes only Audit Committee and Stakeholders Relationship Committee)	Nil
No. of shares held in the company	57,39,200

*For other details such as number of meetings of the board attended during the year, remuneration drawn and relationship with other directors and key managerial personnel, in respect of the above Director, please refer to the corporate governance report which is a part of Annual Report.

BOARD'S REPORT

Dear Members,

Your Directors are pleased to present the 33rd Annual Report on the business and operations of Arihant Capital Markets Limited together with the audited financial statements for the financial year ended March 31, 2025.

STATE OF AFFAIRS AND FINANCIAL PERFORMANCE

- Financial Highlights:**

The Board's Report is prepared based on the Standalone and Consolidated financial statements of the Company. The Company's financial performance for the year under review along with previous year's figures are given hereunder:

(₹ in Lacs)

Particulars	Standalone		Consolidated	
	2024-2025	2023-2024	2024-2025	2023-2024
Total Income	24,204.75	22,936.74	24,801.08	23,560.57
Total Expenses	17,502.80	14,271.36	17,721.66	14,502.10
Profit Before Share of Profit/(Loss) of Associates, Tax & Exceptional Items	6,701.94	8,665.38	7,079.42	9,058.47
Share of Profit/(Loss) of Associates	-	-	319.33	210.28
Profit Before tax & exceptional items	6,701.94	8,665.38	7,398.75	9,268.75
Exceptional Item	358.07	33.75	329.90	0.82
Profit/(Loss) Before Tax	7,060.01	8,699.13	7,728.65	9,269.57
Less: Provisions for tax				
Current Tax	1,676.28	2,148.95	1,773.85	2,253.75
Deferred Tax	85.31	(33.33)	84.52	(35.22)
Profit/Loss after Tax	5,298.42	6,583.51	5,870.28	7,051.04
Total Comprehensive Income	5,281.93	6,542.61	5,857.38	7,012.03
Paid up Share Capital	1,041.13	1,041.13	1,041.13	1,041.13
Earning Per share (₹ 1/- each) Basic & Diluted				
Basic EPS (Rs.)	5.09	6.32	5.64	6.77
Diluted EPS (Rs.)	4.86	6.32	5.37	6.77
Appropriations:				
Transfer to General Reserve	6,000.00	6,000.00	6,000.00	6,000.00
Dividend	520.56	416.45	520.56	416.45
Balance Carried to Balance Sheet	470.96	1,709.59	1,290.31	2,004.01

● Review of Operations:

During the year under review, the company has posted total income of ₹ 24,204.75 Lacs (previous year ₹ 22,936.74 Lacs) on a Standalone basis and a net profit after tax, for the year 2024-25 of ₹ 5,298.42 Lacs compared to ₹ 6,583.51 Lacs in the previous year. On a consolidated basis during the year under review, the company has posted total income of ₹ 24,801.08 Lacs (previous year ₹ 23,560.57 Lacs). The consolidated net profit during the same period stands at ₹ 5,870.28 Lacs as compared to ₹ 7,051.04 Lacs in the previous year.

A Brief note on the Company's operational and financial performance is given in Management Discussion and Analysis (MDA) Report which is annexed to the Director's Report. The MDA report has been prepared in compliance with the terms of Regulation 34(2) (e) of SEBI (LODR) Regulations, 2015 with the Bombay Stock Exchange Limited and the National Stock Exchange of India Limited.

● Future Outlook:

With a solid financial foundation, a diverse range of products and services, and a committed team, we are ready for a new phase of growth and expansion. In FY 2025-2026, we aim to enhance our capabilities across the entire business value chain, introduce new products and services, and increase revenue streams for better profitability. By forming strategic partnerships, adopting new technologies, and maintaining a commitment to excellence, we plan to overcome challenges and capitalize on new growth opportunities.

We continue to make strong strides in broadening our revenue base through strategic initiatives in capital markets. Our Merchant Banking division has recently played a pivotal role in several successful transactions, including serving as Book Running Lead Manager for the Main Board IPO of VMS TMT Limited, and Lead Manager for both the SME IPO of Balaji Phosphates Limited and the Rights Issue of Jyoti Infrastructures Limited, which was successfully listed. With a healthy pipeline of IPO mandates currently in progress, we are well-positioned to capitalize on emerging opportunities and reinforce our presence in the investment banking space.

TRANSFER TO GENERAL RESERVES

The Company proposes to transfer ₹ 6,000.00 Lacs to the general reserves out of the amount available for appropriations.

SHARE CAPITAL

There has been no increase / decrease in the Authorized/Paid-up Share Capital of your company during the year under review.

ISSUE/REDEMPTION OF SECURITIES

● Issue of Warrants to entities belonging to promoter group on Preferential Basis

During the year under review, the Board of Directors and members, in their meeting held on June 21, 2024, approved the issuance of up to **50,00,000 (Fifty Lakhs)** convertible warrants, each convertible into one equity share of face value Re. 1/- of the Company. These warrants were issued to promoter group entities - **Ashok Kumar Jain HUF and Arpit Jain HUF** - in compliance with Regulation 161 of the SEBI ICDR Regulations, Sections 23(1)(b), 42, 62(1)(c) of the Companies Act, 2013, and other applicable rules and regulations including the SEBI Takeover Regulations, SEBI Listing Regulations, and relevant provisions issued by SEBI, the Government of India, and stock exchanges.

In-principle approvals for the said issuance were granted by Bombay Stock Exchange Limited and the National Stock Exchange of India Limited through letters dated August 5, 2024, and August 2, 2024, respectively.

● **Redemption of Non-Convertible Debentures (NCDs)**

Pursuant to the authority granted by the shareholders at the Annual General Meeting held on August 5, 2023, the Company had raised an aggregate amount of ₹ 43.25 Crores (Rupees Forty-Three Crores and Twenty-Five Lakhs Only) through the issuance of secured, unrated, unlisted, non-convertible, redeemable debentures ("NCDs") on a private placement basis, issued in one or more tranches over a period of 1 or 3 years.

We wish to inform you that during the meeting held on November 7, 2024, the Company has redeemed Tranche 1, Tranche 4, and a portion of Tranche 3 of the aforementioned NCDs, aggregating to ₹19.32 Crores (Rupees Nineteen Crores and Thirty-Two Lakhs Only). The redemption pertains specifically to NCDs with a tenure of 1 year.

● **Right Issue**

During the year under review, the Board of Directors in their meeting held on September 06, 2024 approved the Issuance of equity shares of the company for an amount not exceeding ₹150 Crores by way of Rights Issue to the eligible equity shareholders of the company as on the record date (to be determined and notified subsequently), in accordance with the Securities and Exchange Board of India (Issue of Capital and Disclosure Requirements) Regulations, 2018, as amended from time to time, the Companies Act, 2013 and other applicable laws.

DIVIDEND

The Board of Directors have recommended a Dividend for the financial year ended on March 31, 2025 @ 50% (i.e. ₹ 0.50/-) per equity share (face value of ₹ 1/- per share) to the equity shareholders. The Dividend will be paid after the approval of shareholders at the ensuing Annual General Meeting.

● **Transfer of Shares Pertaining to Unclaimed/Unpaid Dividend to Investor Education and Protection Fund**

Pursuant to Investor Education and Protection Fund Authority (Accounting, Audit, Transfer and Refund) Rules, 2016, the shares of the shareholders in respect of whom the dividend is unpaid/unclaimed for seven consecutive years are required to be transferred to Investor Education and Protection Fund ("IEPF") after giving an opportunity to shareholders to claim the said unpaid/unclaimed dividend.

Accordingly, the Company issued the reminder letters to such shareholders to claim the dividend accordingly informed them that in the event of failure to claim said dividend, the unpaid/unclaimed dividend along with shares pertaining to unpaid/unclaimed dividend would be transferred to IEPF. The concerned shareholders are requested to claim the said shares by directly approaching to IEPF Authority.

● **Dividend Distribution Policy**

Pursuant to Regulation 43A of Securities and Exchange Board of India (Listing Obligations and Disclosure Requirements) Regulations, 2015, Your Company has adopted the Dividend Distribution Policy to determine the distribution of dividends in accordance with the provisions of applicable laws and has been uploaded on the website at <https://www.arihantcapital.com/investor-relations/governance>.

The Company has appointed Mr. Mahesh Pancholi, Company Secretary as the Nodal Officer for the purpose of coordination with Investor Education and Protection Fund Authority. Details of the Nodal Officer are available on the website of the Company at <https://www.arihantcapital.com/investor-relations/result>

PUBLIC DEPOSITS

During the Financial Year 2024-25 under review the company has neither invited nor accepted any public deposits within the meaning of section 73 & 74 of the Companies Act, 2013 read with Companies (Acceptance of Deposits) Rules 2014.

● **Details of deposits which are not in compliance with the requirements of Chapter V of the act:**

The Company has not accepted any deposits, thus there is no issue of non-compliance with the requirements of Chapter V of the Act.

● **Disclosure of unsecured loan from Directors:**

Pursuant to Section 2(31) of the Companies Act, 2013 read with Rule 2(1)(c)(viii) of the Companies (Acceptance of Deposits) Rules, 2014 (including any statutory modification or re-enactment thereof for the time being in force), the Company had taken an unsecured loan from a director during the financial year 2024-25. However, the loan was fully repaid within the same financial year, and no outstanding unsecured loans remain from the director as of the end of the financial year.

SUBSIDIARIES AND ASSOCIATE COMPANIES

As on March 31, 2025, your Company has 4 (Four) wholly owned subsidiaries and 1 (one) associate company. During the year, the Board of Directors reviewed the business operations and financial performance of the said Companies.

1. Arihant Futures and Commodities Limited
2. Arihant Financial Services Limited
3. Arihant Capital (IFSC) Limited.
4. Arihant Insurance Broking Services Limited (Till October 24, 2024)
5. Arihant Elite Financial Solutions Limited (w.e.f. March 22, 2025)
6. Electrum Capital Private Limited. *

* Associate Company

During the financial year 2024-25, below mentioned wholly owned subsidiary company ceased to be subsidiary of the company i.e.

- Arihant Insurance Broking Services Limited

During the financial year 2024-25, below-mentioned company has been incorporated as wholly owned subsidiary of the company i.e.

- Arihant Elite Financial Solutions Limited

During the financial year, the Board of Directors conducted a thorough review of the subsidiaries activities. As per Section 129(3) of the Companies Act, 2013, the consolidated financial statements of your company have been prepared and are integral to this Annual Report.

In accordance with the provisions of Section 136 of the Companies Act, 2013, the Audited Standalone & Consolidated Financial Statements and the related information of the company and the audited accounts of the Subsidiary Companies, are available on our website i.e. <https://www.arihantcapital.com/investor-relations/annual-reports>. These documents shall also be available for inspection during business hours, i.e. between 10.00 A.M. to 6.00 P.M. on all working days (except Saturday and Sunday) at the Registered Office of the Company. In accordance with the Accounting Standard AS-21, the consolidated financial statements are furnished herewith and form part of this Annual Report. **(Annexure D)**

Pursuant to the requirements of Regulation 34(3) read with Schedule V of the SEBI Listing Regulations, the details of Loans/ Advances made to, and investments made in the subsidiaries have been furnished in Notes forming part of the accounts.

DIRECTORS AND KEY MANAGERIAL PERSONNEL

The composition of the Board of Directors of the Company is in accordance with the provisions of Section 149 of the Act and Regulation 17 of the Listing Regulations, with an appropriate combination of Executive, Non-Executive and Independent Directors.

The Board of the Company has 6 (Six) Directors comprising of 1 (One) Managing Director, 1 (One) Joint Managing Director, 1 (One) Non-Executive Director and 3 (Three) Independent Directors. The complete list of Directors of the Company has been provided in the Report on Corporate Governance forming part of this Annual Report.

- **Cessation of Director(s):**

During the year under review, there were no changes in the composition of the Board, and no Director ceased to hold office.

- **Appointment/Reappointment of Director(s)**

During the year under review, the Board in their meeting held on May 21, 2024 re-appointed Mr. Ashok Kumar Jain as the Chairman & Managing Director of the company who has attained the age of 70 years, with effect from August 01, 2024, subject to approval of members in the general meeting.

Further, the above appointment has been approved by the members in their Extra-Ordinary General Meeting held on June 21, 2024.

- **Directors liable to retire by rotation seeking re-appointment**

Mr. Arpit Jain (DIN: 06544441) retires by rotation and being eligible, offers himself for re-appointment. A resolution seeking Shareholders approval for his re-appointment along with other required details forms part of the Notice.

Particulars of the directors seeking appointment/re-appointment as required under Regulation 36(3) of the SEBI (Listing Obligations and Disclosure Requirements) Regulations, 2015 are required to be provided in the notes forming part of the notice for the ensuing Annual General Meeting.

- **Key Managerial Personnel**

The following were designated as whole-time key managerial personnel as required under section 203 of the Companies Act, 2013 by the Board of Directors during the year under review:

1. Mr. Ashok Kumar Jain, Managing Director.
2. Mr. Arpit Jain, Joint Managing Director & Chief Executive Officer (w.e.f. November 07, 2024).
3. Mr. Uttam Maheshwari, Chief Financial Officer.
4. Mr. Mahesh Pancholi, Company Secretary.

During the year under review, Mr. Arpit Jain, Joint Managing Director of the Company, was appointed as the Chief Executive Officer (CEO) with effect from November 07, 2024, based on the recommendation of the Nomination and Remuneration Committee.

This appointment was made to ensure a smooth leadership transition and to maintain the Company's financial and strategic momentum. The Board recognized Mr. Jain's proven track record of strategic leadership, operational acumen, and sustained contribution to the Company's growth and performance. The dual role is expected to further align the Company's strategic direction with its operational execution.

● Disqualifications of Directors

During the year under review, declarations were received from the Directors of the Company pursuant to Section 164 of the Companies Act, 2013. The Board appraised the same and found that none of the directors is disqualified for holding office as director.

During the year under review, the Company has received disclosures from all the directors and none of the directors has been disqualified as stipulated under Section 164 of the Companies Act, 2013 and rules made thereunder. The Independent Directors of the company had no pecuniary relationship or transactions with the Company, other than sitting fees, reimbursement of expenses, if any.

INDEPENDENT DIRECTOR'S DECLARATION

Definition of 'Independence' of Directors is derived from Regulation 16 of the SEBI Listing Regulations and Section 149 of the Companies Act, 2013. The Company has received necessary declarations under Section 149 of the Companies Act, 2013 and Regulation 25(8) of the SEBI Listing Regulations, from the Independent Directors stating that they meet the prescribed criteria for independence. All Independent Directors have affirmed compliance with the code of conduct for Independent Directors as prescribed in Schedule IV to the Companies Act, 2013. A list of key skills, expertise and core competencies of the Board forms part of this Annual Report.

Based on the declarations received from the Independent Directors, your Board of Directors confirm the independence, integrity, expertise and experience (including the proficiency) of the Independent Directors of the Company.

As per regulatory requirements, all the Independent Directors have registered their names in the Independent Director's Databank, pursuant to provisions of the Companies Act, 2013 and rules made thereunder.

● Meeting of Independent Directors

The Independent Directors met once during the year as on February 10, 2025. The Meeting was conducted in an informal manner without the presence of the Chairman, the Whole Time Director, the Non-Executive Non-Independent Directors and the Chief Financial Officer.

FAMILIARIZATION PROGRAMME FOR INDEPENDENT DIRECTORS

All independent directors inducted into the Board attend an orientation program. The details of the training and familiarization program are provided in the corporate governance report. Further, at the time of the appointment of an independent director, the Company issues a formal letter of appointment outlining his / her role, function, duties and responsibilities.

The Familiarization Programme for Independent Directors is uploaded on the website of your Company, and is accessible at:
<https://www.arihantcapital.com/investor-relations/governance>

DIRECTOR'S RESPONSIBILITY STATEMENT

Pursuant to Section 134(5) of the Companies Act, 2013 the Board of Directors of your Company, to the best of their knowledge, belief and ability and explanations obtained by them, confirm that:

- a) in the preparation of the annual accounts, the applicable accounting standards have been followed; and there are no material departures.
- b) your company has selected such accounting policies and applied them consistently and made judgements and estimates that are reasonable and prudent, so as to give a true and fair view of the state of affairs of your Company, at the end of the financial year, and of the profit and loss of your Company, for that period.
- c) the directors have taken proper and sufficient care for the maintenance of adequate accounting records in accordance with the provisions of the Companies Act, 2013, for safeguarding the assets of your company and for preventing and detecting fraud and other irregularities.

- d) the annual financial statements have been prepared on a going concern basis.
- e) the directors, have laid down internal financial controls to be followed by your company and that such internal financial controls are adequate and were operating effectively.
- f) the directors have devised proper systems to ensure compliance with the provisions of all applicable laws and that such systems were adequate and operating effectively.

Based on the framework and testing of internal financial controls and compliance systems established and maintained by the Company, work performed by the internal, statutory and secretarial auditors and external agencies, including audit of internal financial controls over financial reporting by the Statutory Auditors and the reviews performed by Management and the relevant Board Committees, including the Audit Committee, the Board is of the opinion that the Company's internal financial controls were adequate and effective during the financial year 2024-25.

NOMINATION AND REMUNERATION POLICY

The Board of Directors has framed a policy which lays down a framework in relation to remuneration of Directors, Key Managerial Personnel and Senior Management of the company. This policy also lays down criteria for selection and appointment of Board members. The details of this policy are explained in the Corporate Governance Report. There has been no change in the policy during the year.

BOARD AND COMMITTEE MEETINGS

The Board met 7 times during the financial year 2024-25, the details of which are given in the Corporate Governance Report forming part of the Annual Report. The maximum interval between any two meetings did not exceed 120 days, as prescribed in the Companies Act, 2013 and the SEBI (Listing Obligations and Disclosure Requirements) Regulations, 2015.

Information on the Audit Committee, the Nomination and Remuneration Committee, the Stakeholders Relationship Committee, Risk Management Committee and Corporate Social Responsibility Committee and meetings of those Committees held during the year is given in the Corporate Governance Report.

BUSINESS RESPONSIBILITY AND SUSTAINABILITY REPORTING

As per Regulation 34 of the SEBI (Listing Obligations and Disclosure Requirements) Regulations, 2015, a separate section on Business Responsibility and Sustainability Reporting forms a part of this Annual Report.

PARTICULARS OF LOANS, GUARANTEES OR INVESTMENTS BY COMPANY

Details of loans, guarantees and investments covered under the provisions of Section 186 of the Companies Act, 2013 are as set out in the notes to the accompanying financial statements of your company.

WHISTLE BLOWER POLICY/ VIGIL MECHANISM

Pursuant to the provisions of Section 177 (9) & (10) of the Companies Act, 2013 read with Rule 7 of Companies (Meetings of Board and its Powers) Rules, 2014 and SEBI (LODR) Regulations, 2015, the company has in place a Whistle Blower Policy, which provides for a vigil mechanism that encourages and supports its Directors and employees to report instances of illegal activities, unethical behavior, actual or suspected fraud or violation of the company's Code of Conduct or Ethics Policy. It also provides for adequate safeguards against victimization of persons who use this mechanism and direct access to the Chairman of the Audit Committee in exceptional cases.

During the year under review, no protected disclosure concerning any reportable matter in accordance with the Vigil mechanism and Whistle Blower policy of the Company was received by the Company.

The Whistle Blower Policy has been posted on the website of the company at www.arihantcapital.com/investor-relations/governance

MATERIAL CHANGES AND COMMITMENTS AFFECTING THE FINANCIAL POSITION OF YOUR COMPANY

There have been no material changes or commitments that would affect the financial position of the Company between the end of the financial year and the date of this report. Therefore, there are no foreseeable impacts on the Company's operations or its status as a "Going Concern."

CONSERVATION OF ENERGY, TECHNOLOGY ABSORPTION AND FOREIGN EXCHANGE EARNINGS/ OUTGO

In view of the nature of activities which are being carried on by the company, Rules 8(3)(A) and (B) of the Companies (Accounts) Rules, 2014 concerning conservation of energy and technology absorption respectively are not applicable to the company. The company has been continuously using technology in its operations; however, efforts are made to further reduce energy consumption.

A. Conservation of Energy

The steps taken or impact on conservation of energy:

- I. The operations of your Company are not energy intensive. However, adequate measures have been initiated to reduce energy consumption.
- II. The capital investment on energy conservation equipments: Nil

B. Technology Absorption

- I. The efforts made towards technology absorption: Not Applicable.
- II. The benefits derived like product Improvement, cost reduction, product development or import substitution: Not Applicable.
- III. In case of imported technology (imported during the last three years reckoned from the beginning of the Financial Year): Not Applicable.
- IV. The company has not incurred any expenditure on Research and Development during the year under review.

C. Foreign Exchange Earning & Outgo

Foreign exchange earned in terms of actual inflow ₹21.30 lacs (previous year ₹ 15.27 lacs) and outflow ₹ 22.34 lacs (previous year ₹26.46 lacs).

SECRETARIAL AUDITOR AND SECRETARIAL AUDIT

Pursuant to the provisions of Section 204 of the Companies Act, 2013 read with the Companies (Appointment and Remuneration of Managerial Personnel) Rules, 2014 and Regulation 24A of SEBI Listing Regulations, M/s Ajit Jain & Co., Practicing Company Secretaries were appointed as Secretarial Auditor, to undertake the secretarial audit of your company for financial year 2024-25. The report of the Secretarial Auditor, in the prescribed Form MR-3 is annexed to this report as "Annexure A".

The Secretarial Audit Report for the Financial Year ended March 31, 2025, do not contain any qualification or reservation or adverse remarks or disclaimer.

ANNUAL SECRETARIAL COMPLIANCE REPORT

The company has undertaken an audit for the financial year 2024-25 for all applicable compliances as per SEBI Regulations and Circulars/Guidelines issued there under. Pursuant to provision of Regulation 24A, the Annual Secretarial Compliance Report for the financial year 2024-25 has been submitted to the stock exchange within prescribed time.

CORPORATE SOCIAL RESPONSIBILITY

Your company is committed to improving the quality of life of the communities in its focus areas through long term value creation for all its Stakeholders through its various Corporate Social Responsibility (CSR) initiatives.

Brief details on various focus areas of interventions are part of the Annual Report on CSR activities annexed to this report as “Annexure- B” in the format prescribed in the Companies (Corporate Social Responsibility Policy) Rules, 2014. The policy adopted by the Company can be viewed at website of the Company www.arihantcapital.com/investor-relations/governance.

INFORMATION AS PER RULE 5(2) OF THE CHAPTER XIII OF THE COMPANIES (APPOINTMENT AND REMUNERATION OF MANAGERIAL PERSONNEL) RULES, 2014

Details Pursuant to Section 197(12) of the Companies Act, 2013 read with Rule 5(2) & 5(3) of the Companies (Appointment and Remuneration of Managerial Personnel) Rules, 2014 forming part of the Board Report are annexed herewith as “Annexure-C”.

RISK MANAGEMENT & INTERNAL FINANCIAL CONTROL AND ITS ADEQUACY

The Company has an Internal risk management policy providing an effective risk management framework for identifying, prioritizing and mitigating risks, which may impact attainment of short- and long-term business goals of our company. The main objective of the policy is to assess & evaluate significant risk exposures & assess management's actions to mitigate the exposures in a timely manner. The process aims to analyze internal and external environment and manage economic, financial, market, operational, compliance and sustainability risks and capitalize opportunities of business success. The risk management framework, which is based on our holding company's risk management process, is aligned with strategic planning, deployment and capital project evaluation process of the Company.

The Internal Financial control framework has been designed to provide reasonable assurance with respect to recording and providing reliable financial and operational information, complying with applicable laws, safeguarding assets from unauthorized use, executing transactions with proper authorization and ensuring compliances with corporate policies.

PERFORMANCE EVALUATION

The Board of Directors has carried out an annual evaluation of its own performance, board committees, and individual directors pursuant to the provision of the act and the corporate governance requirement as prescribed by the Securities and Exchange Board of India (Listing Obligation and Disclosure Requirement) Regulation 2015 (SEBI Listing Regulation).

The performance of the board was evaluated by the board after seeking inputs from all the Directors on the basis of criteria such as board composition and structure, effectiveness of board processes, information and functioning, etc. as provided by the Guidance Note on Board Evaluation issued by the Securities and Exchange Board of India.

The performance of the committee was evaluated by the Board after seeking inputs from the committee members on the basis of criteria such as the composition of the committee, effectiveness of committee meetings, etc.

The Board and the Nomination and Remuneration Committee reviewed the performance of individual director on the basis of criteria such as the contribution of the individual directors to the board and committee meeting like preparedness on the issues to be discussed, meaningful and constructive contribution and inputs in meeting, etc.

The Directors were satisfied with the evaluation results, which reflected the overall engagement and effectiveness of the Board and its Committees with the Company.

LISTING OF SHARES

Shares of the company are listed on BSE Limited (BSE) and National Stock Exchange of India (NSE) which provides a wider participation to the investors nationwide.

AUDITORS AND AUDITOR'S REPORT

● **Statutory Auditors**

During the year under review, M/s Dinesh Ajmera & Associates, Chartered Accountants (Firm Registration Number: 011970C), tendered their resignation as the Statutory Auditors of the Company with effect from July 20, 2024, citing other professional commitments and preoccupations. The Board of Directors placed on record its appreciation for the professional services rendered by M/s Dinesh Ajmera & Associates during their tenure as Statutory Auditors.

Pursuant to the provisions of Section 139(8) of the Companies Act, 2013, and based on the recommendation of the Audit Committee, the Board appointed M/s Arora Banthia & Tulsian, Chartered Accountants (Firm Registration Number: 007028C), to fill the casual vacancy caused by the resignation of the outgoing auditors, which was subsequently approved by the members at the Annual General Meeting (AGM) held on September 28, 2024. In the same AGM, the shareholders also approved the appointment of M/s Arora Banthia & Tulsian as Statutory Auditors of the company for a period of 5 (five) consecutive years, commencing from the conclusion of the 32nd AGM until the conclusion of the 37th AGM to be held in the year 2029.

The firm have confirmed that they satisfy the criteria of independence, as required under the provisions of the Companies Act, 2013.

The Statutory Auditors of the Company have not reported any fraud to the Audit Committee or to the Board of Directors under Section 143(12) of the Companies Act, 2013 read with Rule 13 of the Companies (Audit and Auditors) Rules, 2014.

The Auditor's observation, if any, read with Notes to Accounts are self-explanatory and therefore do not call for any comment.

● **Internal Auditor**

M/s Shah Kapadia & Associates, Practicing Chartered Accountant, is appointed as Internal Auditor of the company to conduct the internal audit of the company for the Financial Year 2024-25, as required under Section 138 of the Companies Act, 2013 and the Companies (Accounts) Rules, 2014.

To maintain its objectivity and independence, the Internal Auditor reports to the Chairman of the Audit Committee of the Board. Based on the report of internal audit function, company undertakes corrective action in their respective areas and thereby strengthens the controls. Recommendations along with corrective actions thereon are presented to the Audit Committee of the Board and accordingly implementation has been carried out by the company.

There are no qualifications, reservations or adverse remarks made by Internal Auditors in their report during the Financial Year 2024-25.

● **Cost Auditor**

The provisions of Section 148 of the Companies Act, 2013 and the Companies (Cost Records and Audit) Rules, 2014 are not applicable to the company. Hence, the maintenance of the cost records as specified by the Central Government under Section 148(1) of the Companies Act, 2013 is not required and accordingly, such accounts and records are not made and maintained.

MANAGEMENT DISCUSSION AND ANALYSIS REPORT

In terms of the provisions of Regulation 34 of the SEBI (Listing Obligations and Disclosure Requirements) Regulations, 2015, the management's discussion and analysis is set out in this Annual Report.

CORPORATE GOVERNANCE

Your company's corporate governance practices are a reflection of our value system encompassing our culture, policies, and relationships with our stakeholders. Your company is committed towards maintaining high standards of Governance, Integrity and Transparency are key to our corporate governance practices to ensure that we gain and retain the trust of our stakeholders at all times. Corporate governance is about maximizing shareholder value legally, ethically and sustainably.

The Report on Corporate Governance as stipulated under Schedule V of the SEBI (Listing Obligations and Disclosure Requirements) Regulations, 2015 along with the Certificate from Practicing Company Secretary confirming compliance with the corporate governance requirements by the company is attached to this report.

RELATED PARTY TRANSACTIONS

All related party transactions that were entered into during the financial year under review were on arm's length basis and in the ordinary course of the business and that the provisions of Section 188 of the Companies Act, 2013 and the Rules made there under are not attracted. Thus, disclosures in Form AOC-2 in terms of Section 134 of the Companies Act, 2013 are not required. There were no materially significant Related Party Transactions made by the company during the year that required shareholder's approval under Regulation 23 of the Listing Regulations.

All Related Party Transactions are placed before the Audit Committee for prior approval. Prior omnibus approval of the Audit Committee is obtained for the transactions which are repetitive in nature or when the need for them cannot be foreseen in advance.

The company has also formed Related Party Transactions Policy and has been uploaded on company's Website at <https://www.arihantcapital.com/investor-relations/governance>.

DISCLOSURES UNDER THE SEXUAL HARASSMENT OF WOMEN AT WORKPLACE (PREVENTION, PROHIBITION AND REDRESSAL) ACT, 2013

Your company has zero tolerance towards sexual harassment at workplace. It has a well- defined policy in compliance with the requirements of the Sexual Harassment of women at Workplace (Prevention, Prohibition and Redressal) Act, 2013 and the rules framed there under. An Internal Committee is in place to redress complaints received regarding sexual harassment. The company has not received any complaint of sexual harassment during financial year 2024-25.

ANNUAL RETURN

Pursuant to Section 134(3)(a) and Section 92(3) of the Companies Act, 2013 read with Rule 12(1) of the Companies (Management and Administration) Rules, 2014 as amended from time to time, the Annual Return of the Company for Financial Year ended March 31, 2025 is available on the company website at: www.arihantcapital.com/

COMPLIANCE WITH SECRETARIAL STANDARDS

Your company is in compliance with the applicable Secretarial Standards, issued by the Institute of Company Secretaries of India and approved by the Central Government under Section 118(10) of the Act.

CEO AND CFO CERTIFICATION

As required under Regulation 17(8) of the Listing Regulations, the CEO and CFO of your company have certified the accuracy of the Financial Statements, the Cash Flow Statement and adequacy of Internal Control Systems for financial reporting for the financial year ended March 31, 2025. Their Certificate is annexed to this report.

GENERAL

Your directors state that disclosure or reporting is required in respect of the following items as there were transactions on these items during the year under review:

- As part of diversification plans your company has approved amendment in the main object clause of its Memorandum of Association in an Extra-Ordinary General Meeting held on June 21, 2024.
- Neither the Managing Director nor Whole Time Director of the company received any remuneration or commission from any of its subsidiaries.
- No significant or material orders were passed by the regulators or courts or tribunals which impact the going concern status of company's operation in future.
- There have been no instances of fraud reported by the Auditors under Section 143(12) of the Companies Act, 2013 either to the Audit Committee, the Board of Directors or to the Central Government.

ACKNOWLEDGEMENT

Your directors take this opportunity to thank the customers, shareholders, financial institutions, stock exchanges, SEBI, Reserve Bank of India, National Securities Depository Limited, Central Depository Services Limited and other government and regulatory agencies for their consistent support and encouragement to the Company.

We also place on record our sincere appreciation to all the members of the Arihant family including our employees and authorized persons for their hard work, support and commitment. Their dedication and competence have made these results achievable.

Your Board recognizes and appreciates the contributions made by all employees at all levels that ensure sustained performance in a challenging environment.

For and on behalf of the Board of Directors

Date: May 10, 2025

Place: Indore

sd/-
Ashok Kumar Jain
Chairman and Managing Director
DIN: 00184729

Annexure – A

Form No. MR-3
SECRETARIAL AUDIT REPORT
FOR THE FINANCIAL YEAR ENDED ON MARCH 31, 2025
[Pursuant to section 204(1) of the Companies Act, 2013 and Rule No. 9 of the Companies
(Appointment and Remuneration Personnel) Rules, 2014]

To,
The Members,
ARIHANT CAPITAL MARKETS LIMITED
(CIN: L66120MP1992PLC007182)
6, Lad Colony Y N Road,
Indore (M.P.) 452001

We have conducted the secretarial audit of the compliance of applicable statutory provisions and the adherence to good corporate practice by **Arihant Capital Markets Limited having (CIN: L66120MP1992PLC007182)** (hereinafter called the Company). Secretarial Audit was conducted in a manner that provided us a reasonable basis for evaluating the corporate conducts/statutory compliances and expressing our opinion thereon.

Based on our verification of the company's books, papers, minute books, forms and returns filed and other records maintained by the Company and also the information provided by the company, its officers, agents and authorized representatives during the conduct of secretarial audit, We hereby report that in our opinion, the company has, during the audit period covering the financial year ended on March 31, 2025 complied with the statutory provisions listed hereunder and also that the Company has proper Board-processes and compliance- mechanism in place to the extent, in the manner and subject to the reporting made hereinafter:

We have examined the Statutory Register, books, papers, minute books, forms and returns filed and other records maintained by **Arihant Capital Markets Limited (CIN: L66120MP1992PLC007182)** for the financial year ended on March 31, 2025, according to the provisions of:

- I. The Companies Act, 2013 (the Act) and the rules made there under and the Companies Act, 1956 to the extent applicable;
- II. The Securities Contracts (Regulation) Act, 1956 ('SCRA') and the rules made there under;
- III. The Depositories Act, 1996 and the Regulations and Bye-laws framed there under;
- IV. Foreign Exchange Management Act, 1999 and the rules and regulations made thereunder to the extent of Foreign Direct Investment, Overseas Direct Investment and External Commercial Borrowings
- V. The following Regulations and Guidelines prescribed under the Securities and Exchange Board of India Act, 1992 ('SEBI Act'): -
 - a) The Securities and Exchange Board of India (Substantial Acquisition of Shares and Takeovers) Regulations, 2011;
 - b) The Securities and Exchange Board of India (Prohibition of Insider Trading) Regulations, 2015;
 - c) The Securities and Exchange Board of India (Issue of Capital and Disclosure Requirements) Regulations, 2018;
 - d) The Securities and Exchange Board of India (Share Based Employee Benefits) Regulations, 2014;
(Not applicable to the company during the audit period)
 - e) The Securities and Exchange Board of India (Issue and Listing of Debt Securities) Regulations, 2008;
(Not applicable to the company during the audit period)
 - f) The Securities and Exchange Board of India (Registrars to an Issue and Share Transfer Agents) Regulations, 1993 regarding the Companies Act and dealing with client.
 - g) The Securities and Exchange Board of India (Delisting of Equity Shares) Regulations, 2009
(Not applicable to the company during the audit period);
 - h) The Securities and Exchange Board of India (Buyback of Securities) Regulations, 2018;
(Not applicable to the company during the audit period)
 - i) The Securities and Exchange Board of India (Listing Obligation and Disclosure Requirement) Regulation, 2015

VI. Other applicable Acts;

- a) Prevention of Money Laundering Act, 2002;
- b) The Employees Provident Fund & Miscellaneous Provisions Act, 1952;
- c) Employees State Insurance Act, 1948;
- d) Payment of Gratuity Act, 1972;
- e) The Sexual Harassment of Women at Workplace (Prevention, Prohibition & Redressal) Act, 2013;

We have also examined compliance with the applicable clauses of the following:

- (i) Secretarial Standards issued by The Institute of Company Secretaries of India.
- (ii) The Listing Agreements entered into by the Company with BSE Limited (BSE) and National Stock Exchange of India Limited (NSE).

During the year under review the company has complied with the provisions of the Act, Rules, Regulations, Guidelines and Standards, etc. mentioned above subject wherever applicable.

We further report that

The Board of Directors of the company is duly constituted with proper balance of Executive Directors, Non-Executive Directors and Independent Directors.

Adequate notice is given to all directors to schedule Board Meetings including Committees thereof, along with the agenda and detailed notes on agenda were sent at least seven days in advance, and a system exists for seeking and obtaining further information and clarifications on the agenda items before the meeting and for meaningful participation at the meeting by the directors.

As per the minutes of the meetings duly recorded and signed by the Chairman, the decisions of the Board were unanimous and dissenting member's views have been recorded.

We further report that based on the information provided and the representation made by the Company and also review of the compliance Certificates /reports taken on records by the Board of Directors of the Company, in our opinion there are adequate system and processes in the Company commensurate with the size and operations of the company to monitor and ensure compliance with applicable laws, rules, regulations and guidelines referred to herein above.

Date: May 10, 2025

Place: Indore

**For Ajit Jain & Co.
Company Secretaries**

sd/-
AJIT JAIN
(Proprietor)
M. No. 3933
CP No. 2876
UDIN: F003933G000315521
Peer Review No. – 6478/2025
PCS Unique ID No.: S1998MP023400

Annexure A to Secretarial Audit Report

To,
The Members,
ARIHANT CAPITAL MARKETS LIMITED
(CIN: L66120MP1992PLC007182)
6, Lad Colony Y N Road,
Indore (M.P.) 452001

Our report of even date is to be read along with this letter:

1. Maintenance of secretarial record is the responsibility of the management of the company. Our responsibility is to express an opinion on these secretarial records based on our audit.
2. We have followed the audit practices and processes as were appropriate to obtain reasonable assurance about the correctness of the contents of the Secretarial records. The verification was done on test basis to ensure that correct facts are reflected in secretarial records. We believe that the processes and practices, we followed provide a reasonable basis for our opinion.
3. We have not verified the correctness and appropriateness of financial records and Books of Accounts of the company.
4. Wherever required, we have obtained the Management representation about the compliance of laws, rules and regulations and happening of events etc.
5. The compliance of the provisions of Corporate and other applicable laws, rules, regulations, standards is the responsibility of management. Our examination was limited to the verification of procedures on test basis.
6. The Secretarial Audit report is neither an assurance as to the future viability of the company nor of the efficacy or effectiveness with which the management has conducted the affairs of the company.

Date: May 10, 2025
Place: Indore

For Ajit Jain & Co.
Company Secretaries

sd/-
AJIT JAIN
(Proprietor)
M. No. 3933
CP No. 2876
UDIN: F003933G000315521
Peer Review No. – 6478/2025
PCS Unique ID No.: S1998MP023400

Annexure – B

Annual Report on CSR Activities

1. A brief Outline of the company's CSR policy, including overview of projects or programs to be undertaken.

At Arihant Capital Markets Limited, Corporate Social Responsibility (CSR) is an integral part of our core philosophy and a reflection of our commitment to inclusive and sustainable growth. We believe in giving back to the society in which we operate by undertaking initiatives that create long-term value for communities, especially those in need.

The Company is dedicated to contributing positively to social and environmental well-being and strives to embed ethical practices and transparency across its operations. Our CSR activities are undertaken in accordance with the broad framework of Schedule VII of the Companies Act, 2013, and guided by a Board-approved CSR Policy. Arihant Capital actively supports initiatives aimed at enhancing the quality of life of the communities around us. A key ongoing focus area is skill development training for women, youth, and students, empowering them with employable skills and promoting entrepreneurship. This initiative is also in alignment with the Central Government's mission of building an Atmanirbhar Bharat (self-reliant India) through capacity building and inclusive growth.

Through such meaningful engagements, we aim to create a lasting social impact and ensure that our business serves not only our stakeholders but also the broader community and environment in a responsible and sustainable manner.

During the year, company spent ₹ 82.34 Lakhs in the implementation of various CSR initiatives in the education, healthcare including preventive healthcare, gender equality etc.

CSR Policy of Arihant Capital Markets Limited is available on our website www.arihantcapital.com.

2. Composition of CSR Committee:

S. No.	Name of Director	Designation	Number of meetings of CSR Committee held during the year	Number of meetings of CSR Committee attended during the year
1.	Mr. Ashok Kumar Jain	Chairman	2	2
2.	Mr. Ashish Maheshwari	Member	2	2
3.	Mr. Sunil Kumar Jain	Member	2	2

3. Provide the web-link where Composition of CSR committee, CSR Policy and CSR projects approved by the board are disclosed on the website of the company.

www.arihantcapital.com/investor-relations/governance

4. Provide the executive summary along with web-link(s) of Impact assessment of CSR projects, carried out in pursuance of sub-rule (3) of rule 8 of the Companies (Corporate Social Responsibility Policy) Rules, 2014.

Not Applicable

5. (a) Average net profit of the company as per section 135(5): The average Net Profit for the last three years is ₹5,943.93 Lakhs.

(b) Two percent of average net profit of the company as per section 135(5): ₹118.87 Lakhs

(c) Surplus arising out of the CSR projects or programmes or activities of the previous financial years.: Nil

(d) Amount required to be set off for the financial year, if any: ₹0.25 Lacs

(e) Total CSR obligation for the financial year (7b+7c-7d): ₹118.62 Lakhs

6. (a) CSR amount spent or unspent for the financial year:

Total Amount Spent for the Financial Year (In Lacs.)	Amount Unspent (in Rs.)				
	Total Amount transferred to Unspent CSR Account as per section 135(6)		Amount transferred to any fund. specified under Schedule VII as per second proviso to section 135(5)		
	Amount	Date of transfer	Name of the Fund	Amount	Date of transfer
₹82.34 Lakhs	₹36.53 Lakhs	31/03/2025	-	-	-

(b) Details of CSR amount spent against ongoing projects for the financial year:

Sr. No.	Name of the project	Item from the list of activities in Schedule VII to the Act	Local area (Yes/No)	Location of the project		Project Duration	Amounts allocated for the project (in Rs.)	Amount spent in the current financial Year (in Rs.)	Amount transferred to Unspent CSR Account for the project as per Section 135(6) (in Rs.)	Mode of Implementation - Direct (Yes/No)	Mode of Implementation - Through Implementing Agency	
				State	District						Name	CSR Registration number
1.	Skill Development Training Programme	Promoting education, including special education and employment enhancing vocation skills especially among children, women, elderly and the differently abled and livelihood enhancement projects	Yes	Madhya Pradesh	Indore	3 Years	Approx ₹37.00 Lakhs	₹ 5.63 Lakhs	Approx ₹37.00 Lakhs	Yes	NA	NA

(c) Details of CSR amount spent against ongoing projects for the financial year:

Sr. No.	CSR Project or Activity Identified	Item from the list of activities in schedule VII to the Act	Local area (Yes/No)	Location of the project		Amount spent for the project (Rs. in Lacs)	Mode of Implementation - Direct (Yes/No)	Mode of implementation - Through Implementing Agency	
				State	District			Name	CSR Registration number
1.	Contribution to Hospitals and Research Centres	Eradicating hunger, poverty and malnutrition, promoting preventive health care and sanitation and making available safe drinking water	Yes	Madhya Pradesh	Indore	3.30	Yes	-	-
2.	Saraswati Shishu Mandir, Shri Bal Vinay Mandir, Keshav Vidyapeeth & Others	Promoting education including special education	Yes	Madhya Pradesh	Indore	1.56	Yes	-	-

3.	Contribution to schools, academies and education centres	Promoting education including special education & Providing facilities to socially and economically backward groups	Yes	Madhya Pradesh	Indore	9.79	Yes	-	-
4.	Shri Maheshwari Shaik Shanik and Parmarthik Nyas & Trust	Providing facilities to socially and economically backward groups	Yes	Madhya Pradesh	Indore	10.00	No	Shri Maheshwari Shaikshanik and Parmarthik Nyas	CSR00023880
5.	Shri Hiralalji Parikh Memorial Trust	Promoting education including special education	Yes	Madhya Pradesh	Indore	16.00	No	Shri Hiralalji Parikh Memorial Trust	CSR00021331
6.	Kisan Kisani Vikas Trust	Ensuring environmental sustainability, ecological balance, protection of flora and fauna	Yes	Madhya Pradesh	Indore	2.00	No	Kisan Kisani Vikas Trust	CSR00075905
7.	Digamber Jain Mahasamiti, Sanyogitaganj Digamber Jain Panchayati Pathshala Samiti & Others	Promoting education including special education	Yes	Madhya Pradesh	Indore	3.51	Yes	-	-
8.	Shri Jain Seva Samithi	Promoting education including special education	Yes	Madhya Pradesh	Indore	2.50	No	Shri Jain Seva Samithi	CSR00006361
9.	Aditi Samajik Seva Samiti	Promoting education including special education	Yes	Madhya Pradesh	Indore	1.75	No	Aditi Samajik Seva Samiti	CSR00020758
10.	Ek Noor Sewa Kendra	Providing facilities to socially and economically backward groups	Yes	Madhya Pradesh	Indore	0.30	No	Ek Noor Sewa Kendra	CSR00025789
11.	Manav Seva Trust, Raginiben Bipinchandra Seva Karya Trust	Promoting health care including preventive health care	Yes	Madhya Pradesh	Indore	2.00	Yes	-	-
12.	Mahesh Janseva Trust	Promoting health care including preventive health care	Yes	Madhya Pradesh	Indore	1.00	No	Trust	CSR00009082
13.	Mahaveer Trust	Promoting health care including preventive health care	Yes	Madhya Pradesh	Indore	2.50	No	Trust	CSR00027041
14.	Yeshwant Club	Rural development projects	Yes	Madhya Pradesh	Indore	5.00	No	Trust	CSR00044142
15.	Avadh Foundation	Promoting education including special education	Yes	Madhya Pradesh	Indore	0.50	No	Trust	CSR00074985
16.	Shri Mahaveer Kund Kund Kahan Nandiswer Digamber Jain Vidyapeeth	Promoting education including special education	Yes	Madhya Pradesh	Indore	5.00	No	Trust	CSR00023193

17.	Pandit Todarmal Sarvodaya Trust	Promoting gender equality, women empowerment, shelter for women, orphans and seniors and reducing inequalities of socially and economically backward groups	Yes	Madhya Pradesh	Indore	10.00	No	Pandit Todarmal Sarvodaya Trust	CSR00047494
-----	---------------------------------	---	-----	----------------	--------	-------	----	---------------------------------	-------------

(d) Amount spent in Administrative Overheads: Nil.

(e) Amount spent on Impact Assessment, if applicable: N.A.

(f) Total amount spent for the Financial Year (8b+8c+8d+8e): ₹ 82.34 Lacs.

(g) Excess amount for set off, if any:

S. No.	Particular	Amount (₹ in Lacs)
1.	Two percent of average net profit of the company as per section 135(5)	118.87
2.	Total amount spent for the Financial Year	82.34
3.	Excess amount spent for the financial year [(ii)-(i)]	Nil
4.	Surplus arising out of the CSR projects or programmes or activities of the previous financial years, if any	Nil
5.	Amount available for set off in succeeding financial years [(iii)-(iv)]	Nil

7. (a) Details of Unspent CSR amount for the preceding three financial years:

S. No.	Preceding Financial Year	Amount transferred to Unspent CSR Account under section 135 (6) (In Rs.)	Amount spent in the reporting Financial Year (In Rs.)	Amount transferred to any fund specified under Schedule VII as per section 135(6), if any	Amount remaining to be spent in Succeeding Financial years. (In Rs.)
NA	NA	NA	NA	NA	NA
	TOTAL				

(b) Details of CSR amount spent in the financial year for ongoing projects of the preceding financial year(s):

S. No.	Project ID	Name of the Project	Financial Year in which the project was commenced	Project duration	Total amount allocated for the project (In Rs.)	Amount spent on the project in the reporting Financial Year (in Rs)	Cumulative amount spent at the end of reporting Financial Year (in Rs)	Status of the project Completed/Ongoing
NA	NA	NA	NA	NA	NA	NA	NA	NA

8. In case of creation or acquisition of capital asset, furnish the details relating to the asset so created or acquired through CSR spent in the financial year – Not Applicable

- (a) Date of creation or acquisition of the capital asset(s).
- (b) Amount of CSR spent for creation or acquisition of capital asset.
- (c) Details of the entity or public authority or beneficiary under whose name such capital asset is registered, their address etc.
- (d) Provide details of the capital asset(s) created or acquired (including complete address and location of the capital asset).

9. Specify the reason(s) if the company has failed to spend two per cent of the average net profit as per section 135(5): The company has earmarked an amount of approx ₹ 37.00 Lakhs to be spent in its ongoing projects within a period of 3 years. The details of the projects/programmes are specified above and such projects have also been included in the Corporate Social Responsibility Policy which can be accessed at website of the company i.e. www.arihantcapital.com/

For Arihant Capital Markets Limited

Date: May 10, 2025
Place: Indore

sd/-
Ashok Kumar Jain
Chairman & Managing Director
DIN: 00184729

ANNEXURE-C

DETAILS PERTAINING TO REMUNERATION AS REQUIRED UNDER SECTION 197(2) OF THE COMPANIES ACT, 2013 READ WITH RULE 5(1) OF THE COMPANIES (APPOINTMENT AND REMUNERATION OF MANAGERIAL PERSONNEL) RULES, 2014.

- i. The percentage increase in remuneration of each Director, Chief Financial Officer and Company Secretary during the Financial Year 2024-25, ratio of the remuneration of each Director to the median remuneration of the employees of the Company for the financial year 2024-25 and the comparison of remuneration of each Key Managerial Personnel (KMP) against the performance of the Company are as under:

S. No.	Name of Director/KMP and Designation	% increase in Remuneration in the FY 2024-25	Ratio of Remuneration of each Director to Median remuneration of employees
1	Mr. Ashok Kumar Jain*	(8.00) %	15.44
2	Mr. Arpit Jain*	82.00 %	9.17
3	Mr. Sunil Kumar Jain	-	-
4	Mr. Ashish Maheshwari	-	-
5	Mr. Jitendra Jain	-	-
6	Ms. Swanubhuti Jain	-	-
7	Mr. Mahesh Pancholi*	3.00 %	4.09
8	Mr. Uttam Maheshwari*#	136.00 %	4.65

*KMP of the company

#Appointment w.e.f. December 01, 2023

NOTE: For this purpose, sitting fees paid to the Directors have not been considered as remuneration.

- i. Average percentile increase already made in the salaries of employees other than the managerial personnel in the last financial year and its comparison with the percentile increase in the managerial remuneration and justification thereof and point out if there are any exceptional circumstances for increase in the managerial remuneration - None.
- ii. In the financial year, there was an increase of average 9.27% in the median remuneration of employees.
- iii. There were 303 permanent employees on the roll of Company as on March 31, 2025.

It is hereby affirmed that the remuneration paid is as per Remuneration Policy for Directors, Key Managerial Personnel and other Employees adopted by Company.

Annexure – D

FORM NO. AOC-1
Statement containing salient features of the financial statement of
subsidiaries/associate companies/joint ventures
(Pursuant to first proviso to sub-section (3) of section 129 read with rule 5 of
Companies (Accounts) Rules, 2014)

Part "A": Subsidiaries
(Information in respect of each subsidiary to be presented with amounts)

(₹ in Lacs)

S. No.	Particulars	1	2	3
1	Name of the subsidiary	Arihant Financial Services Limited	Arihant Futures & Commodities Limited	Arihant Capital (IFSC) Limited
2	Paid Up Share Capital	25.00	35.50	140.00
3	Reserves & Surplus	1,303.46	1,691.20	3.85
4	Total Assets	3,938.45	1,754.92	146.53
5	Total Liabilities	2,609.99	28.22	2.68
6	Investments	0	125.00	0
7	Turnover/Total Income	681.05	171.26	3.44
8	Profit Before Taxation	314.24	64.08	(2.37)
9	Provision for Taxation	79.59	17.23	(0.42)
10	Profit After Taxation	234.65	46.85	(1.95)
11	Proposed Dividend	0	0	0
12	% of Shareholding	100	100	100

***NOTE:**

During the Financial year 2024-25 Wholly Owned Subsidiary (WOS) company ceased to be the WOS of the Company i.e.

1. Arihant Insurance Broking Services Limited (w.e.f. July 31, 2024).

Part "B": Associates and Joint Ventures

Statement pursuant to Section 129(3) of the Companies Act, 2013 related to Associate Companies and Joint Ventures:

S. No.	Name of Associates and Joint Ventures	Electrum Capital Private Limited (Formerly Known as Electrum Investment Managers Limited)
1	Latest audited Balance Sheet Date	31.03.2025
2	Date on which the associate is associated	07.10.2020
3	Shares of Associate held by the company on the year end	
i	No. of shares	13,75,000
ii	Investment in associates (₹)	1,37,50,000
iii	Extend of Holding (in percentage)	27.23%
4	Description of how there is significant Influence	By virtue of holding being 20% or more
5	Reason why the associates not Consolidated	N.A.
6	Net worth attributable to shareholding as per latest audited Balance Sheet (₹ in lacs)	838.19
7	Profit or Loss for the year (₹ in lacs)	1,172.49
i	Considered in Consolidation (₹ in lacs)	319.33
ii	Not Considered in Consolidation (₹ in lacs)	853.16

Management Discussion and Analysis Report

Macroeconomic Overview

FY25 highlighted India's resilience amidst global economic turbulence, underscored by robust sectoral performances, controlled inflation, and sustained domestic demand. As of March 2025, the aggregate market capitalization of all listed Indian companies surpassed ₹443 lakh crore (~\$5.3 trillion), positioning India as the fourth-largest stock market globally. The BSE alone crossed the \$5 trillion threshold in April 2025, recovering from prior declines. The outlook for FY26 remains optimistic, supported by sound policy frameworks and consumption-driven growth.

Key Developments and Events

India-EFTA Trade Agreement

On March 10, 2025, India signed a landmark Trade and Economic Partnership Agreement with the EFTA bloc (Iceland, Liechtenstein, Norway, and Switzerland), enhancing bilateral trade and investment avenues.

Startup Ecosystem Milestone

India surpassed 120 unicorn startups by early 2025, driven by proactive government support and a thriving venture capital landscape.

Trump Reclaims U.S. Presidency and Announces Tariffs

In early 2025, Donald Trump reclaimed the U.S. presidency and immediately announced plans to impose higher tariffs on several countries, including India. This move escalated global trade tensions and sparked concerns over a potential trade war. The announced tariffs aimed to address trade imbalances but also threatened to disrupt global supply chains and international trade relations, prompting countries like India to engage in urgent negotiations to mitigate impacts.

Economic Indicators and Growth

GDP and Consumption

India's real GDP grew 6.5% in FY25 (vs. 9.2% in FY24), reaching \$3.9 trillion. The Jan-Mar 2025 quarter delivered a strong 7.4% growth, led by construction and manufacturing. Private Final Consumption Expenditure (PFCE) rose 7.2%, signifying a revival in rural and discretionary consumption.

Fiscal and Monetary Indicators

- **Fiscal Deficit:** The fiscal deficit stood at ₹15.77 lakh crore, or 4.8% of GDP, aligning with the revised estimates set by the Union Budget.
- **Inflation:** Retail inflation averaged 4.9% during April-December 2024, down from 5.4% in FY24. In April 2025, CPI reached a six-year low of 3.16%, prompting the Reserve Bank of India (RBI) to consider a third consecutive rate cut.
- **Monetary Policy:** The RBI reduced the repo rate by 50 basis points (bps) to 5.50%, and lowered the cash reserve ratio by 100 bps in its June meeting, balancing growth support with inflation control, currently adopting a neutral stance.
- **Q4 FY25 Results:** A sample of 1,893 companies reported a 5.4% increase in net sales and a 7.6% rise in net profits, indicating resilience amid global economic challenges

Banking and Financial Sector

- **Banking Profits:** India's banking sector achieved record profits of ₹3.71 lakh crore in FY25, a nearly 14-fold increase over the past decade. Public sector banks (PSBs) led this surge, with a 26% profit increase, narrowing the gap with private banks.
- **Asset Quality:** Moody's Ratings projects that Indian banks will maintain stable asset quality over the next 12 months, with non-performing loan (NPL) ratios expected to remain between 2% and 3%.
- **Deposit Growth:** Bank deposits grew by 10.6% in FY25, a slowdown from 13% in FY24. Term deposits remained dominant, driven by attractive interest rates.

Corporate Cash Reserves: Listed Indian companies' cash and bank balances surpassed ₹10 lakh crore for the first time in FY25, reflecting cautious treasury management amid economic uncertainties.

Indian Capital Markets: FY25 Overview

Stock Market Performance

- **Nifty 50:** The Nifty 50 index concluded FY25 with a gain of 5.34%, despite experiencing volatility in the latter half of the year.
- **BSE Sensex:** The BSE Sensex registered a 5.1% increase over the fiscal year.
- **Sectoral Performance:** Sectors such as defence, financials, and pharmaceuticals outperformed, while media and energy sectors lagged.

IPO Market

In total, 319 companies went public in FY25 (80 mainboard + 239 SME), raising close to nearly ₹1.92 trillion. Funds raised nearly tripled, from ₹61,915 crore in FY24 to ₹1.92 trillion in FY25, driven by several large issues (like HDB Financial and Tata Technologies) and strong investor sentiment. A significant trend has been the rise of Tier II and III city promoters, accounting for 15% of total IPO funding.

Mutual Funds

In 2013, monthly SIP inflows were under ₹1,000 crore. Fast forward to June 2025, SIPs touched a record ₹27,269 crore/month, with 8.64 crore active SIP accounts and SIP AUM crossing ₹15.3 lakh crore. Total industry AUM reached **₹74.4 lakh crore (₹74.4 trn)** in June 2025 a nearly **ninefold increase** in just over a decade. These are not just numbers its the story of **millions of people choosing to build wealth, one monthly investment at a time.**

Foreign Portfolio Investments (FPI)

While equities witnessed significant outflows during the year, robust inflows into debt, mutual funds, and alternative investment avenues stood at ₹20,018 crore, that helped balance the overall trend, resulting in a modest net inflow. According to NSDL data, the overall net FPI outflows from equities for FY 2024–25 stood at ₹1,27,041 crore.

Broking Industry & Retail Boom

Market Size & Growth:

The Indian securities brokerage market was valued at **around \$4.2 billion in 2025**, up from \$3.9 billion in 2024, with a projected CAGR of approximately **8% over 2024-2029** due to rising retail participation and technology-driven brokerage services.

The total number of demat accounts in India as of March 2025 is approximately **192.4 million** (19.24 crore). This figure represents a record addition of **41.1 million** new demat accounts during the financial year 2024–25.

Global Economic Standing – India stands at a Sweet Spot

In 2025, India became the 4th largest global economy, overtaking Japan—driven by structural reforms, policy continuity, and its strategic global positioning under the Aatmanirbhar Bharat vision. As the fastest-growing major economy, India is firmly on track to become the third-largest economy by 2027 and is projected to reach a GDP of \$7.3 trillion by 2030.

Outlook for FY26

- **GDP Projections:** The Reserve Bank of India projects a GDP growth rate of 6.5% for FY26, supported by strong domestic consumption, strategic reforms, and rising private investment.
- **Inflation Expectations:** Inflation is expected to stabilize around the 4% target, providing room for sustained economic expansion.
- **Fiscal Targets:** The government aims to reduce the fiscal deficit to **4.4% of GDP** in FY26, emphasizing fiscal consolidation, growth sustainability, and macroeconomic stability.

Arihant Capital Overview:

Since last three decades, Arihant Capital has been helping Indians meet their financial goals through investment in securities. Our client first approach and integrity has established us as one of the nation's premier financial services companies, earning a reputation for trust and respect.

We offer both full brokerage services and digital only brokerage services to retail, institutional, and corporate clients. Our main objective is to assist our customers in growing their wealth by providing them with the right tools, platforms, and services so they can effectively manage their risk and maximize returns. The company offers a flat fee broking plan for its digital customers and a turnover-based fee model to full-service brokerage clients

We are building a comprehensive financial services ecosystem designed to serve our clients' needs at every milestone of their wealth journey, strengthening engagement and increasing wallet share.

Products and Services We Offer:

Broking and Depository: Retail broking (equity, derivatives, commodity and currency), depository services (NSDL and CDSL).

Institutional Broking: Serving banks, insurance companies, mutual funds and other institutions.

Trading Platforms: Mobile, web and desktop trading platforms for equities, ETFs, derivatives, mutual funds, IPOs, NCDs, commodities and currencies.

Merchant Banking: Capital markets services, corporate finance, strategic advisory services, valuation and specialised services

Third party solutions: Mutual funds, fixed income, bonds, NPS distribution services.

NBFC & MTF Loan against shares and margin trading funding services .

Portfolio Management Services Investment portfolio in stocks, fixed income.

NRI Depository services, investment across asset classes and platforms.

Our broking and distribution network blends the strengths of both physical and digital channels to create unmatched value for clients.

Arihant's extensive footprint across India's Tier2 and Tier3 cities remains a cornerstone of our growth strategy. Here, experienced relationship managers deliver high touch, personalised services, offering clients tailored investment guidance powered by our robust inhouse research. This deep rooted, localised approach not only fosters trust but also nurtures enduring relationships, enabling us to serve clients with relevance, consistency, and long term value.

The digital model caters to self-directed investors through Arihant Plus—a worldclass application featuring intuitive interface, seamless onboarding, access to an extensive range of wealth products and powered by smart research driven insights. This empowers tech savvy investors to make informed decisions and manage their investments across asset classes with speed, convenience, and confidence.

Revenue Performance – FY2024-25

Arihant Capital reported a total income of ₹248.01 crore in FY2024-25, an increase from ₹235.61 crore in FY2023-24, reflecting a 5.3% year-on-year growth. This growth, achieved in a year marked by intermittent market volatility, demonstrates the strength of our diversified business model, operational agility, and ability to capture opportunities across equity broking, distribution, merchant banking, and allied services. However, PAT declined from ₹70.12 Cr in FY 2024 to ₹58.57 Cr in FY 2025, largely due to higher operating and finance costs, along with a sharp fall in treasury gains.

Review of Operations: The company's financial performance and key financial ratios for the period under review are mentioned as follows:

Consolidated Financial Figures

(₹ in lacs)

Year ended	March 31,2025	March 31, 2024
Income from operations	24731.70 L	23514.36 L
Other Income	69.38 L	46.21 L
Total Income	24801.08 L	23560.57 L
Total Expenditure	17721.66 L	14502.10 L
Profit before Tax	7728.62 L	9269.57 L
Tax on Profit	1858.37 L	2218.53 L
Net Profit for the period	5870.28 L (PAT)	7051.04 L (PAT)
Total Comprehensive Income	5857.38 L	7012.03 L

Key Financial Ratios:

(₹ in lacs)

S No.	Ratios	March 31,2025	March 31, 2024
1.	Earnings per Share	24731.70 L	23514.36 L
2.	Debt to Equity Ratio	69.38 L	46.21 L
3.	Return on Net Worth	24801.08 L	23560.57 L
4.	ROCE	17721.66 L	14502.10 L

Over the last five years, our total income has grown from ₹116.16 crore in FY2020-21 to ₹248.01 crore in FY2024-25, representing a CAGR of 20.9%. This sustained performance has been underpinned by:

- Consistent expansion in our client base through both physical and digital channels.
- Higher retail and institutional participation supported by a robust research and advisory ecosystem.
- Increased contribution from interest income, distribution, and merchant banking fees alongside our core brokerage business.

Our strategic focus on strengthening revenue streams, scaling wealth management offerings, and deepening wallet share has positioned us to deliver resilient growth even in challenging market environments. Going forward, we remain committed to leveraging our omnichannel presence, technology investments, and research driven approach to accelerate income growth while ensuring sustainable value creation for s takeholders.

Segmental Revenue Growth

- **Brokerage Income:** rose from ₹10,765.70 lakhs in FY24 to ₹12,481.33 lakhs in FY25, a growth of **15.9%**, driven by higher retail participation, increased trading volumes, and our enhanced omnichannel distribution strategy.
- **Interest Income:** grew **26.1%**, from ₹6,361.16 lakhs to ₹8,018.78 lakhs, supported by increased deployment of client assets, margin funding activity, and efficient treasury management.
- **Third Party Distribution & Commission Income:** recorded a robust **38.5%** growth, from ₹396.77 lakhs to ₹549.91 lakhs, reflecting the success of our expanded wealth product suite and cross sell initiatives.

- **Fees from Merchant Banking:** moderated slightly from ₹495.45 lakhs to ₹462.97 lakhs. During the year under review, the division successfully completed one SME IPO, two rights issues (including Rs. 550 crores issue by Jyoti Structures Ltd.) and two open offers, besides several advisory assignments. The Division has a healthy pipeline for the upcoming year having signed several mandates for SME IPOs, main board IPOs and other advisory assignments, which are in advanced stages of execution.
- **Other Income:** improved from ₹43.21 lakhs to ₹69.15 lakhs, mainly on account of treasury gains and ancillary business income. Gain on Fair Value saw a reduction from ₹4,398.09 lakhs to ₹2,168.49 lakhs, reflecting market linked valuations, while Dividend Income and Depository Receipts Income remained stable.

Technology & Digital Transformation:

In FY 2024–25, we fast-tracked our digital transformation by modernizing infrastructure, adopting hybrid cloud and microservices, and strengthening our in-house tech stack. At the core of this journey is Arihant Plus – our AI-powered super app, unifying investments, advisory, and wealth solutions into a seamless platform. This innovation enhances scalability, security, and customer experience while unlocking new revenue streams and long-term value for our investors.

At Arihant, operational resilience is more than continuity—it is the strategic capability to anticipate and withstand disruptions, adapt swiftly, and maintain seamless client service across our physical and digital channels. Backed by robust technology infrastructure, strong governance, and research driven processes, we ensure our clients’ financial journeys remain uninterrupted, secure, and well supported in any market condition.

Across our businesses, we are relentlessly focusing on operational leverage, nurturing human capital, and driving digital transformation creating a future-ready organisation built for sustainable growth and client excellence.

Risk factors relating to our business operations:

The company prioritizes risk management to mitigate potential business impacts. It has established clear policies to address changing market conditions and evolving regulations, regularly reviewing its risk management framework. Dedicated resources, including people, processes, and technology, are in place to manage risks effectively. Proactive measures are taken to identify and address risks and opportunities, safeguarding and adding value for stakeholders. Key risks include economic, geopolitical, technology, operational, market, regulatory, governance, resource, and reputation risks.

Risk Management:

At Arihant, risk management is central to our business strategy and decision-making. We have established a comprehensive framework that enables us to identify, assess, and mitigate risks across all aspects of our operations. By integrating risk management into our core processes, we aim to maintain an optimal balance between risk and return while ensuring prudent financial discipline. Compliance with applicable laws and regulations remains a top priority, supported by a strong risk culture that promotes accountability and foresight across the organization. The Audit Committee regularly reviews our risk policies, assessments, and mitigation plans, ensuring a vigilant and proactive approach to safeguarding business continuity and stakeholder interests.

Human Resources:

Our people are at the heart of Arihant’s success. Guided by our Code of Conduct and Ethics, we are committed to fostering a workplace built on respect, equality, and inclusion—free from discrimination or harassment. With a talented and experienced workforce, we continue to drive business efficiency, innovation, and adaptability in a dynamic environment.

We prioritize career development and employee growth through structured promotions, role enhancements, and enrichment opportunities. Training programs focus on technical expertise, leadership, business excellence, and behavioural skills, while reinforcing our core values and ethical standards. We also place strong emphasis on employee well-being, implementing robust health, safety, and wellness initiatives. By nurturing a diverse, inclusive, and future-ready workforce, Arihant ensures long-term organizational growth and resilience.

Corporate Social Responsibility (CSR):

At Arihant Capital, Corporate Social Responsibility is woven into our purpose of creating sustainable value for all stakeholders. We view CSR as a commitment to inclusive growth and community development. We believe that our business growth is meaningful only when it uplifts communities and preserves the environment. By empowering individuals with education, skills, and opportunities, Arihant Capital strives to contribute to Atmanirbhar Bharat and build a more equitable future.

Governance:

Our CSR activities are aligned with Schedule VII of the Companies Act, 2013, and overseen by the CSR Committee of the Board. Projects are implemented both directly and through credible registered agencies, ensuring transparency and measurable outcomes.

FY 2024–25 CSR Highlights:

- **CSR Obligation (2% of average net profit):** ₹118.87 Lakhs
- **Total Spent During the Year:** ₹82.34 Lakhs
- **Focus Areas:** Education, skill development, preventive healthcare, gender equality, environment sustainability, and community development.

Key Initiatives Undertaken:

- **Skill Development Training Programme :** A multi-year project to empower women, youth, and students with employable skills and entrepreneurial capacity.
- **Education Support:** Contributions to schools, academies, trusts, and educational institutions, providing facilities to socially and economically backward groups.
- **Healthcare & Preventive Care:** Support to hospitals, trusts, and healthcare initiatives to improve community health access.
- **Community & Environmental Projects:** Initiatives through registered trusts for sustainability, rural development, and ecological balance.

Cautionary Statement:

The Management Discussion and Analysis (MDA) report provides a comprehensive overview of the company's objectives, projections, estimates, and expectations. It is important to note that these statements may be forward-looking, as defined by applicable laws and regulations. However, it is crucial to understand that the actual outcomes and results may vary significantly from what is expressed or implied in the report. Numerous factors can influence the company's operations, including changes in governmental regulations, tax regimes, forex markets, economic developments and other incidental factors. Therefore, it is essential to consider these dynamic elements when interpreting the information presented in the MDA report.

Report on Corporate Governance

Pursuant to Regulation 34(3) read with Para C of Schedule V of SEBI (Listing Obligations and Disclosure Requirements) Regulations, 2015 (hereinafter referred to as "the Listing Regulations") the report containing the details of Corporate Governance systems and processes at Arihant Capital Markets Limited is set out below:

1. Company's philosophy on corporate governance

Your company is firmly committed to upholding the highest standards of corporate governance. Its philosophy is founded on the principles of transparency, accountability, and ethical conduct. Your company believe in conducting its business with integrity, ensuring fair and responsible practices across all aspects of its operations. This commitment extends to diverse and independent Board of Directors, who provide unbiased guidance and oversight. It places a strong emphasis on protecting and promoting the rights of our shareholders, ensuring they are equipped with timely, accurate, and comprehensive information to facilitate informed decision-making. Its robust risk management processes, compliance with all legal and regulatory obligations, and an unwavering commitment to transparency and disclosure.

In addition to accountability and performance evaluation, your company places a strong emphasis on employee engagement and development. The company value its employees as most valuable asset and foster a culture of empowerment and continuous learning. Its responsibility extends beyond the confines of its organization and actively contribute to the betterment of society through corporate social responsibility initiatives and sustainable practices. By continuously improving the corporate governance practices and adhering to these principles, your company aim to create long-term value for its stakeholders, building trust and maintaining its position as a trusted stock broking company in the market.

Your company has also adopted the Code of Conduct for its Directors and senior management personnel. The company has in place a Code for Fair Disclosure and Conduct as required under the SEBI (Prohibition of Insider Trading) Regulations, 2015 which has been amended from time to time.

Your company is committed to the highest standards of Corporate Governance and disclosure practices to ensure that its affairs are managed in the best interest of all stakeholders.

Your company's commitment to these principles is reinforced through the adherence of all Corporate Governance practices which forms part of the Regulation of the SEBI (Listing Obligations and Disclosure Requirements) Regulations, 2015, as amended from time to time ['Listing Regulations'].

Your company confirms the compliance of Corporate Governance as contained in Chapter IV of the Securities and Exchange Board of India (Listing Obligations and Disclosure Requirements) regulations, 2015 ("SEBI LODR Regulation") as amended, the details of which are given below.

2. Board of Directors

a) Composition and Category of the Board

The Board, composed of distinguished professionals with extensive expertise across various domains, provides strategic leadership and guidance to the company's management. It oversees the company's performance across a broad spectrum of activities and ensures that business decisions are made in a manner that promotes the long-term interests of all stakeholders.

The company has the policy of having an appropriate mix of executive, non-executive and independent directors to maintain the independence of the Board.

As on March 31, 2025, the Board of Directors of your company comprised of Six (6) Directors. The Board has an optimum combination of Executive and Non-Executive directors. Out of the total Six (6), two (2) are Executive Directors, one (1) is Non-Executive Non-Independent director and three (3) are Independent Directors. As the Chairman of the Board is not a regular Non-Executive director, the requirement of at least half of the Board of Directors comprising of Independent Directors is also met. The composition of the Board is in conformity with Section 149 of the Companies Act, 2013 and Regulation 17 of the Listing Regulations.

The composition of the Board of Directors, the number of other committees of which a director is a Member/Chairperson and the attendance of each director at the Board Meetings and the last Annual General Meeting (AGM) of the company were as follows:

Name of the Director and Category	Number of Directorships and Committee Membership/ Chairpersonship (including in the Company)			No. of Board meetings attended during the Financial Year 2024-25	Attendance at last AGM held on September 28, 2024
	Directorship*	Member**	Chairperson**		
Mr. Ashok Kumar Jain (Chairman & Managing Director) (DIN: 00184729)	5	1	0	7	Yes
Mr. Arpit Jain (Joint Managing Director & CEO) (DIN: 06544441) (w.e.f. November 07, 2024)	4	0	0	7	Yes
Mr. Sunil Kumar Jain (Non-Executive Non-Independent) (DIN: 00184860)	1	2	0	7	Yes
Mr. Ashish Maheshwari (Independent Director) (DIN: 00185949)	2	2	2	7	Yes
Mr. Jitendra Jain (Independent Director) (DIN: 08377285)	1	2	0	6	Yes
Ms. Swanubhuti Jain (Independent Director) (DIN: 09006117)	5	1	0	7	Yes

*Excludes Directorship in Foreign Companies, Section 8 companies (having charitable objects etc.) and alternate directorships.

**In accordance with Regulation 26 of the Listing Regulations, Chairmanships / Memberships of only Audit Committee and Stakeholders Relationship Committee of all Public Limited Companies, whether listed or not, has been considered.

1. During the year under review, Mr. Ashok Kumar Jain (DIN: 00184729) has been re-appointed as the Chairman and Managing Director of the company, for a period of three years commencing from August 1, 2024, to July 31, 2027.

The above re-appointment has been made in the meeting of Board of Directors held on May 21, 2024 and approval of members for the same has been accorded in the Extra-Ordinary General Meeting held on June 21, 2024.

In view of the fact that Mr. Ashok Kumar Jain has attained the age of 70 years, such re-appointment is made in compliance with the applicable provisions of the Companies Act, 2013, including Sections 196, 197, and 203, read with Schedule V and other applicable rules and regulations thereunder.

2. During the year under review, Mr. Arpit Jain, Joint Managing Director of the company has been re-designated as Joint Managing Director and Chief Executive Officer in the meeting of Board of Directors held on November 07, 2024
3. Mr. Ashok Kumar Jain & Mr. Sunil Kumar Jain are relatives (brother) and Mr. Arpit Jain being the son of Mr. Ashok Kumar Jain. No other director is related to any other director on the Board of the Company.
4. None of the Directors hold office in more than ten Public Companies. None of the Independent Directors of the company serve as an Independent Director in more than seven listed companies. All Directors are also in compliance with the limit on Independent Directorships of listed companies as prescribed under SEBI (LODR) Regulations, 2015.
5. None of the Directors on the Board is a member of more than ten committees or Chairman of Five Committees. Chairmanship/Membership of board committees includes chairmanship/membership of audit committee and stakeholders' relationship committee only. The membership/chairmanship of board committee of private limited companies, foreign companies and companies registered under section 8 of the Companies Act, 2013 are excluded for the aforesaid purpose.
6. Board of Directors of the company is much more aware on Company's business, Risk, Opportunities, Policies, Business Strategy, Sales and Marketing, Corporate Governance etc.

b) Other directorship positions held in listed entities by Directors and the category:

S.No.	Name of the Director	Names of listed entities in which Directorship held	Category of Directorship
1.	Mr. Ashok Kumar Jain	None	N.A.
2.	Mr. Arpit Jain	None	N.A.
3.	Mr. Sunil Kumar Jain	None	N.A.
4.	Mr. Ashish Maheshwari	None	N.A.
5.	Mr. Jitendra Jain	None	N.A.
6.	Ms. Swanubhuti Jain	1. Allied Digital Services Limited 2. Motilal Oswal Financial Services Limited	1. Independent Director 2. Independent Director

c) Board meetings held during the year

The Board of Directors of the company met 7 (Seven) times during the financial year 2024-25. At least one meeting of the Board was held every quarter and the time gap between any two consecutive board meetings did not exceed 120 days during the financial year 2024-25.

The details of director's attendance at board meetings held during financial year 2024-25 are as under:

S.No.	Date of Board Meetings	Board Strength (No. of Directors)	No. of Directors present	No. of Independent Directors Present
1.	May 21, 2024	6	6	3
2.	May 25, 2024	6	6	3
3.	June 21, 2024	6	5	2
4.	July 20, 2024	6	6	3
5.	September 06, 2024	6	6	3
6.	November 07, 2024	6	6	3
7.	February 10, 2025	6	6	3

The company provides the information as set out in Regulation 17 (7) [Part A of Schedule II] of “SEBI (LODR) Regulations, 2015” to the Board and the Board committees to the extent it is applicable and relevant, such information is submitted either as part of the agenda papers in advance of the respective meetings or by way of presentations and discussions during the meeting.

The important decisions taken at the Board or Committee meetings are communicated to the concerned departments.

d) Familiarization Programme for Independent Directors

In accordance with its commitment to sound corporate governance, the company has instituted a Familiarization Programme for its Independent Directors. This programme is designed to equip them with a thorough understanding of the company’s structure, strategic direction, operational processes, and the industry in which it operates.

Independent Directors are provided with comprehensive information and unrestricted access to senior management, facilitating informed participation in Board and Committee deliberations. All necessary documents, presentations, and reports are made available to ensure they remain well-informed about the company’s affairs and evolving business environment.

Further details regarding the Familiarization Programme for Independent Directors can be accessed at: <https://www.arihantcapital.com/investor-relations/esg>

The Company has an orientation process/familiarization programme for its Independent Directors that includes:

- a) Briefing on their role, responsibilities, duties, and obligations as a member of the Board.
- b) Nature of business and business model of the Company, Company’s strategic and operating plans.
- c) Matters relating to Corporate Governance, Code of Business Conduct, Risk Management, Compliance Programs, Internal Audit, etc.

e) Independent Directors Meeting

The SEBI LODR and Schedule IV to the Act mandate the Independent Directors of the company to hold at least one meeting in every financial year, without the attendance of non-independent directors and members of the management. During the financial year ended March 31, 2025, the Independent Directors met on February 10, 2025, inter alia, to review the performance of Non-Independent Directors & the Board as a whole, to review the performance of the Chairman of the company and to assess the quality, quantity and timeliness of flow of information between the management of the company and the Board.

f) Matrix setting out the Skills / expertise / competence of the Board of Directors:

S.No.	Skills/ Expertise/ Competencies	Names of Directors who have such skills / expertise / competencies
1.	Understanding of Business - Sufficient understanding and knowledge of the Company and the business/sector in which it operates.	All Directors
2.	Service Industry Experience - Experience of Capital Market.	All Directors
3.	Strategy and Planning - Contribution to new ideas/insights on business issues raised by Management. - Providing thoughtful and constructive feedback to Management. - Anticipating new issues that Management and the Board should consider. - Demonstration of highest level of integrity (including conflict of interest disclosures, maintenance of confidentiality, etc.).	All Directors
4.	Law - Knowledge of legal / regulatory framework / affairs relating our service sector.	All Directors
5.	Financial Knowledge - Proficiency in review of financial statements.	All Directors

6.	Technical Knowledge - Technical knowledge of the business of the Company.	Mr. Ashok Kumar Jain Mr. Arpit Jain
7.	Commitment and Integrity - Adequate commitment to the Board and the Company	All Directors

g) Confirmation of Independent Directors:

The company confirms that none of its Independent Directors has any material pecuniary relationship or transaction with the Company, its Promoters, Directors, or Senior Management, which, in the opinion of the respective Directors, could impair their independence.

Pursuant to the provisions of Regulation 16(1)(b) of the SEBI (Listing Obligations and Disclosure Requirements) (Amendment) Regulations, 2018, effective from October 1, 2018, the Board, on the basis of written confirmations received, affirms that all Independent Directors meet the prescribed criteria for independence and continue to maintain their status as independent of the management.

Additionally, all Independent Directors have complied with the requirement of registering their names in the databank maintained by the Indian Institute of Corporate Affairs, in accordance with the Companies (Appointment and Qualification of Directors) Rules, 2014, as amended.

h) Detailed reasons for resignation of an Independent Director who resigns before the expiry of his tenure along with the confirmation by such director that there are no other material reasons other than those provided:

During the year under review, none of the Independent Director of the Company had resigned before the expiry of his/her respective tenure(s).

3. Committees of the Board

To enable better and more focused attention on the affairs of the company, the board delegates particular matters to committees of the directors set up for the purpose. Each committee of the Board is guided by its charter, which defines the scope, powers and composition of the committee. During the financial year, the Board is assisted by various committees:

- i) Audit Committee
- ii) Stakeholders Relationship Committee
- iii) Nomination and Remuneration Committee
- iv) Corporate Social Responsibility Committee
- v) Risk Management Committee

3.1. Audit Committee

Pursuant to the Act and the SEBI Listing Regulations, the company has constituted an Audit Committee. The Board reviews the working of the committee from time to time to bring about greater effectiveness in order to comply with the various requirements under the Act and the SEBI Listing Regulations. In compliance with the provisions of the Act and the SEBI Listing Regulations, all the members are Independent, Non-Executive directors and are financially literate and have accounting or related financial management expertise.

The Audit Committee of Arihant consists of four members, viz., Mr. Jitendra Jain, Mr. Sunil Kumar Jain, Ms. Swanubhuti Jain and Mr. Ashish Maheshwari. The Chairman of the committee is Mr. Ashish Maheshwari and Mr. Mahesh Pancholi acts as the Secretary to the Committee.

The Committee held Seven (7) meetings during the financial year 2024-25 and the gap between any two meetings did not exceed 120 days. The dates on which the Audit Committee meetings were held are May 21, 2024, May 25, 2024, June 21, 2024, July 20, 2024, September 06, 2024, November 07, 2024, and February 10, 2025. The requisite quorum was present at the above meetings. The table below provides the attendance of the Audit Committee members:

S.No.	Name of the Director	Position	No. of Meetings	
			Held	Attended
1.	Mr. Ashish Maheshwari	Chairman	7	7
2.	Mr. Sunil Kumar Jain	Member	7	7
3.	Mr. Jitendra Jain	Member	7	6
4.	Ms. Swanubhuti Jain	Member	7	7

The composition, quorum, powers, role and scope of Audit Committee and information being reviewed by the Audit Committee are in accordance with Regulation 18 read with Part C of Schedule II of the Listing Regulations as well as Section 177 of the Companies Act, 2013.

The terms of reference of Audit Committee include the following:

- i. Oversight of the company's financial reporting process and the disclosure of its financial information to ensure that the financial statement is correct, sufficient and credible;
- ii. Recommendation for appointment, remuneration and terms of appointment of auditors of the Company;
- iii. Approval of payment to statutory auditors for any other services rendered by the statutory auditors;
- iv. Reviewing, with the management, the annual financial statements and auditor's report thereon before submission to the Board for approval, with particular reference to:
 - a) matters required to be included in the Directors' Responsibility Statement to be included in the Boards' Report in terms of clause c) of sub-section (3) of section 134 of the Companies Act, 2013;
 - b) Changes, if any, in accounting policies and practices and reasons for the same;
 - c) Major accounting entries involving estimates based on the exercise of judgment by management;
 - d) Significant adjustments made in the financial statements arising out of audit findings; (e) compliance with listing and other legal requirements relating to financial statements; (f) disclosure of any related party transactions;
 - e) Modified opinion(s) in the draft audit report.
- v. Reviewing, with the management, the quarterly financial statements before submission to the Board for approval;
- vi. Reviewing and monitoring the auditor's independence and performance, and effectiveness of audit process;
- vii. Approval or any subsequent modification of transactions of the company with related parties;
- viii. Scrutiny of inter-corporate loans and investments;
- ix. Evaluation of internal financial controls and risk management systems;
- x. Reviewing with the management, performance of statutory and internal auditors, and adequacy of the internal control systems;
- xi. Reviewing the adequacy of internal audit function, if any, including the structure of the internal audit department, staffing and seniority of the official heading the department, reporting structure coverage and frequency of internal audit;
- xii. Discussion with internal auditors of any significant findings and follow up there on;
- xiii. Reviewing the findings of any internal investigations by the internal auditors into matters where there is suspected fraud or irregularity or a failure of internal control systems of a material nature and reporting the matter to the Board;

- xiv. To review the functioning of the Whistle Blower mechanism;
- xv. Carrying out such other function as may be delegated by the Board from time to time or specified in the circular, notification issued by SEBI, from time to time or provided under the Companies Act, 2013, SEBI (Listing Obligations and Disclosure Requirements) Regulations, 2015 or any other law for the time being in force.

3.2 Nomination and Remuneration Committee

The Nomination and Remuneration Committee determines and recommends to the Board the compensation payable to the directors. The committee's composition meets with requirements of Section 178 of the Companies Act, 2013 and Regulation 19 of the SEBI (LODR) Regulations, 2015. The committee consists of four non-executive directors as members, viz., Mr. Sunil Kumar Jain, Mr. Jitendra Jain, Ms. Swanubhuti Jain and Mr. Ashish Maheshwari. Mr. Mahesh Pancholi acts as the secretary and Mr. Ashish Maheshwari is the chairman of the committee. During the year, three (3) meetings of the Nomination and Remuneration Committee were held on May 21, 2024, July 20, 2024 and November 07, 2024.

The attendance of each member at the Committee Meeting is as given below:

S.No.	Name of the Director	Position	No. of Meetings	
			Held	Attended
1.	Mr. Ashish Maheshwari	Chairman	3	3
2.	Mr. Sunil Kumar Jain	Member	3	3
3.	Mr. Jitendra Jain	Member	3	3
4.	Ms. Swanubhuti Jain	Member	3	3

The Terms of Reference of Nomination & Remuneration Committee include the following:

- i. Formulation of the criteria for determining qualifications, positive attributes and independence of a Director and recommend to the Board of Directors a policy relating to the remuneration of the Directors, Key Managerial Personnel and other employees;
- ii. Formulation of criteria for evaluation of performance of Independent Directors and the Board of Directors;
- iii. Devising a policy on diversity of Board of Directors;
- iv. Identifying persons who are qualified to become Directors and who may be appointed in senior management in accordance with the criteria laid down, and recommend to the Board of Directors their appointment and removal;
- v. Whether to extend or continue the term of appointment of the Independent Director, based on the performance evaluation report of Independent Directors;
- vi. Recommend to the Board, all remuneration, in whatever form, payable to senior management;
- vii. Carrying out such other function as may be delegated by the Board from time to time or as provided in the Companies Act, 2013, SEBI (Listing Obligations and Disclosure Requirements) Regulations, 2015 or any other law for the time being in force.

Performance Evaluation of Independent Directors, Board of Directors, Committees of Board and Senior Management

Evaluation of all Board members is performed on an annual basis. The evaluation is performed by the Board, Nomination and Remuneration Committee and Independent Directors with specific focus on the performance and effective functioning of the Board and Individual Directors.

The Directors were given various forms for evaluation of the following:

- Evaluation of Chairperson
- Evaluation of Board
- Evaluation of Independent Director
- Evaluation of Committees of the Board

Remuneration of Directors

There was no pecuniary relationship or transaction between the Non-Executive Directors and the Company during the financial year 2024-25. All the non-executive directors receive remuneration only by way of sitting fees for attending meeting of the board/committee. The said policy of the company is available on the website on <https://www.arihantcapital.com/investor-relations/esg>. The details of the remuneration paid to Chairman and managing director and whole-time director during the year is as under:

(₹ in lacs)

S.No.	Name of the Director	Salary	Perquisite	Commission	Total
1.	Mr. Ashok Kumar Jain	60.00	1.13	300.00	361.13
2.	Mr. Arpit Jain	36.00	0.32	300.00	336.32

Sitting fees and shares held by non-executive & Independent Directors

S.No.	Name of the Director	No. of Equity Shares held as on March 31, 2025	Sitting fees (₹ in lacs)	Convertible Instruments
1.	Mr. Sunil Kumar Jain	53,53,280	4.20	0
2.	Mr. Ashish Maheshwari	0	4.20	0
3.	Mr. Jitendra Jain	0	3.60	0
4.	Ms. Swanubhuti Jain	0	4.20	0

3.3 Stakeholders Relationship Committee

The Stakeholders Relationship Committee has been constituted by the Board in compliance with the requirement of Section 178(5) of the Act and Regulation 20 of the Listing Regulations. During the financial year 2024-25, the Committee met 4 times i.e., on May 21, 2024, July 20, 2024, November 07, 2024, and February 10, 2025. Mr. Ashish Maheshwari is the Chairman of the committee while Mr. Mahesh Pancholi, the Compliance Officer & Company Secretary of the Company, acts as the secretary to the committee.

The attendance of each member at the Committee Meeting is as given below:

S.No.	Name of the Director	Position	No. of Meetings	
			Held	Attended
1.	Mr. Ashish Maheshwari	Chairman	4	4
2.	Mr. Ashok Kumar Jain	Member	4	4
3.	Mr. Sunil Kumar Jain	Member	4	4
4.	Mr. Jitendra Jain	Member	4	4

The terms of Reference of the Committee is as follows:

1. To review the reports submitted by the Registrars and Share Transfer Agents of the Company at Quarterly Intervals.
2. To periodically interact with the Registrars and Share Transfer Agent to ascertain and look into the quality of the Company Shareholder / investor grievance redressal system and to review the report on the functioning of the Investor grievances redressal system.
3. To follow up on the implementation of suggestion for improvement, if any.
4. To periodically report to the Board about serious concern if any.
5. To consider and resolve the grievances of the security holders of the Company.

During the meetings all queries like non-receipt of annual reports, dividend, transfer of shares, Demat of Shares, change of address, to update PAN, Aadhaar, Bank details Mobile No, Email Id etc., were resolved to the satisfaction of the shareholders. Stakeholders are requested to furnish their telephone no. and e-mail addresses to facilitate prompt action.

Status Report of investor queries and complaints for the period from April 01, 2024 to March 31, 2025 is given below:

S.No.	Particulars	No. of Complaints
1.	Investor complaints pending at the beginning of the year	Nil
2.	Investor complaints received during the year	14
3.	Investor complaints disposed off during the year	14
4.	Investor complaints remaining unresolved at the end of the year	Nil

Name and Designation of Compliance Officer

Mr. Mahesh Pancholi, Company Secretary & Compliance officer
Arihant Capital Markets Limited
6, Lad Colony Y.N. Road
Indore (M.P.) 452001
Email: compliance@arihantcapital.com
Tel No. 0731-4217261

3.4 Corporate Social Responsibility Committee

The Corporate Social Responsibility Committee of the Board is constituted in compliance with the provisions of Section 135 of the Companies Act, 2013 and the Companies (Corporate Social Responsibility Policy) Rules, 2014. The Annual Report on CSR activities, as per the prescribed format, forms part of the Board report.

The Corporate Social Responsibility (CSR) Committee comprises of four Directors, viz. Mr. Ashok Kumar Jain, Mr. Sunil Kumar Jain, and Mr. Ashish Maheshwari. Mr. Ashok Kumar Jain is the Chairman of the committee while Mr. Mahesh Pancholi, the Compliance Officer of the Company, acts as the secretary to the committee. The Committee held 2 (Two) meetings during the financial year 2024-25, on May 21, 2024, and February 10, 2025. The necessary quorum was present for the meeting.

The attendance of member at the Committee Meeting is as given below:

S.No.	Name of the Director	Position	No. of Meetings	
			Held	Attended
1.	Mr. Ashok Kumar Jain	Chairman	2	2
2.	Mr. Sunil Kumar Jain	Member	2	2
3.	Mr. Ashish Maheshwari	Member	2	2

The broad functions of the committee are as under:

- Formulate and recommend to the Board, a Corporate Social Responsibility Policy;
- Recommend the amount of expenditure to be incurred on CSR activities;
- Review performance of the Company in the areas of CSR
- Monitor CSR policy from time to time and
- Perform any other duties as may be required under the Companies Act, 2013

3.5 Risk Management Committee

Pursuant to Regulation 21 (5) of the SEBI (Listing Obligation and Disclosures Requirement) Regulation, 2015 the Board has constituted the Risk Management committee on April 25, 2022 comprising of Mr. Ashish Maheshwari, Chairman of the Committee, Mr. Jitendra Jain Member, and Mr. Arpit Jain assist members while Mr. Mahesh Pancholi, the Compliance Officer of the company, acts as the secretary to the committee, to frame, implement and monitor risk management plan of the company.

The Company has in place Risk Management Policy as per requirement of SEBI (Listing Obligations and Disclosure Requirements) Regulations, 2015 and Section 134(3)(n) of the Companies Act, 2013, which requires the Company to lay down procedure for risk assessment and risk minimization. The Board of Directors, Audit committee and the Senior Management of the Company should periodically review the policy and monitor its implementation to ensure the optimization of business performance, to promote confidence amongst stake holders in the business processes, plan and meet strategic objectives and evaluate, tackle and resolve various risks associated with the Company. The business of the Company is exposed to various risks, arising out of internal and external factors i.e. Industry, Competition, Input, Geography, Financial, Regulatory, Other Operational, Information Technology related other risks. The details of Risk Management Policy as per requirement of SEBI (Listing Obligations and Disclosure Requirements) Regulations, 2015 and Section 134(3)(n) of the Companies Act, 2013 has been uploaded on Company's Website at www.arihantcapital.com

The attendance of member at the Committee Meeting is as given below:

S.No.	Name of the Director	Position	No. of Meetings	
			Held	Attended
1.	Mr. Ashish Maheshwari	Chairman	3	3
2.	Mr. Jitendra Jain	Member	3	3
3.	Mr. Arpit Jain	Member	3	3

The terms of reference of the Committee are as follows:

1. Monitoring and reviewing the risk management plan of the Company;
2. Review the company's capability to identify and manage new risk types;
3. Monitor continuously the scope and quality of risk management and internal control systems;
4. Monitor compliance with Risk Management Policy adopted by the Board;
5. Review the changes in the nature and extent of significant risks, and the Company's ability to respond to changes in its business and external environment;
6. Ensure adequacy of risk management practices in the Company; and
7. Such other activities as the Board may determine from time to time.

4) Particular of Senior Management including the changes therein since the close of the previous financial year

S.No.	Name of the Personnel	Designation
1.	Mrs. Anita Gandhi	Head of Institutional Broking
2.	Ms. Shruti Jain	Chief Strategy Officer
3.	Mr. Praneet Maheshwari	Chief Operating Officer
4.	Mr. Sundar Rangan	Head, Merchant Banking Division
5.	Mr. Mahesh Pancholi	Company Secretary & Compliance Officer
6.	Mr. Uttam Maheshwari	Chief Financial Officer
7.	Ms. Priti Kumath	Head, Banking Division
8.	Mr. Saurabh Jain	Business Development Manager

5) General body meetings

Details of the Annual General Meetings held in the last three years are as under:

Financial Year	Venue	Date	Time
2022-2023	Meeting held through Video Conferencing ("VC")/ other Audio - Visual Means("OAVM")	22/07/2022	12:30 P.M.
2023-2024	Meeting held through Video Conferencing ("VC")/ other Audio - Visual Means("OAVM")	05/08/2023	12:30 P.M.
2024-2025	Meeting held through Video Conferencing ("VC")/ other Audio - Visual Means("OAVM")	28/09/2024	11:30 A.M.

Special Resolution/ Postal Ballot

a) The details of the last three Annual General Meeting(s)/Extra-Ordinary General Meeting of the company and the Special resolution passed thereat are given below:

2022 (AGM)

1. Appointment of Ms. Swanubhuti Jain as an Independent Director of the Company.
2. Re-appointment of Mr. Ashish Maheshwari as an Independent Director of the Company.

2023 (EGM)

1. Authority to borrow money up to a sum of Rs. 500 crores over and above the paid-up capital, free reserves and securities premium of the company under section 180(1)(c) of the Companies Act, 2013.
2. Create charge over the assets of the company in favor of banks and/or financial institutions for loans borrowed by the company pursuant to section 180(1)(a) of the Companies Act, 2013, up to Rs. 500 crores.

3. To give loans or to give guarantee(ies) or to provide security(ies) or to make investment(s) upto Rs. 100 crores under section 186 of the Companies Act, 2013.
4. To consider and approve the issuance of debentures on a private placement basis.
5. To sale or transfer or demerger of the whole of undertaking of Arihant Financial Services Limited (wholly owned subsidiary) as specified under sub-clause (a) of subsection (1) of section 180 of the Companies Act, 2013.
6. To sale or transfer or demerger of the whole of undertaking of Arihant Insurance Broking Services Limited (wholly owned subsidiary) as specified under sub-clause (a) of sub-section (1) of section 180 of the Companies Act, 2013.

2024 (AGM)

1. Appointment of Statutory Auditor to Fill Casual Vacancy.
2. Appointment of Statutory Auditor

2024 (EGM)

1. Re-Appointment of Mr. Ashok Kumar Jain (DIN: 00184729) as a Chairman and Managing Director who has attained the age of 70 years.
2. Issuance of 50,00,000 warrants convertible into equity shares to entities belonging to the promoter group of the company on a preferential basis.
3. Alteration of Memorandum of Association of company.
4. Consideration and Approval of the increase in payment of remuneration of Mr. Arpit Jain, (DIN: 06544441), Joint Managing Director of the company.

b) Person who conducted the Remote E-voting exercise

The Board appointed Mr. Virendra G. Bhatt, Practicing Company Secretary as Scrutinizer to conduct the remote E-voting & E-voting during AGM /EGM voting process in a fair and transparent manner.

c) Procedure for Remote E-voting

The Company followed the procedure as per the Companies Act, 2013. The scrutinizer submitted his report to the Chairman stating that the resolution has been duly passed by the Members with the requisite majority

6) General shareholder information

Details required to be provided in this segment is presenting by us as a Separate Section “General Shareholder Information” on page number 63 in the Annual Report.

7) Means of Communication

The quarterly, half-yearly and annual results of the Company are put up on the company’s website <https://www.arihantcapital.com/investor-relations/result> and are being published in English (Free Press) and Hindi language (Choutha Sansar). The auditors’ observations/suggestions/qualifications, if any, have been adequately explained wherever in the appropriate notes to accounts and are self-explanatory.

8) Other Disclosures

- i. There are no materially significant transactions with its promoters, the directors or the senior management personnel, their subsidiaries or relatives etc. that may have potential conflict with the interests of the company. The disclosure with respect to related party transactions is provided in the notes on accounts. All contracts with the related parties entered into during the year are in the normal course of business and have no potential conflict with the interest of the company at large and are carried out on an arm's length basis at fair market value. The policy on dealing with related party transactions is available on the website of the company <https://www.arihantcapital.com/investor-relations/governance> as well as disclosed half yearly/yearly on Consolidated Basis on BSE and NSE.
- ii. The company has complied with the requirements of Stock Exchanges, Securities and Exchange Board of India and other statutory authorities/regulatory on matter relating to capital markets during the last three years however, no penalty has been imposed or show cause notices has been received by the company.
- iii. The Company believes in the conduct of the affairs of its constituents in a fair and transparent manner by adopting highest standards of professionalism, honesty, integrity and ethical behavior. Towards this end, the company has framed a Whistleblower Policy. No personnel have been denied access to the Audit Committee The detail Whistleblower policy has been uploaded on the Company's website: <https://www.arihantcapital.com/investor-relations/governance>.
- iv. The Company has formulated a policy on materiality of Related Party Transactions and on dealing with Related Party Transactions. The said Policy is available on the website of the Company <https://www.arihantcapital.com/investor-relations/governance>.
- v. The Company has implemented the mandatory requirements of corporate governance as set out in the listing agreement with stock exchanges.
- vi. The Company has not raised any fund through preferential allotment or qualified institutions placement, hence the disclosure of details of utilization of the fund as specified under Regulation 32(7A) of the Listing Regulations is not applicable.
- vii. The Company has obtained a Certificate from Mr. Virendra G. Bhatt, Company Secretaries in practice certifying that none of the Directors on the Board of the Company for the year ended on March 31, 2025 have been debarred or disqualified from being appointed or continuing as Directors of companies by the SEBI/Ministry of Corporate Affairs or any such Statutory Authority.
- viii. During the year ended March 31, 2025, the Board accepted all the recommendations of the Committees, which are mandatorily required.
- ix. Total fees for all services paid by the company and its subsidiaries, on a consolidated basis, to the Statutory Auditor of the company for the year ended March 31, 2025, is as follows:

(₹ in lacs)

Fees for audit and related services paid to M/s. Dinesh Ajmera & Associates	11.00
Other fees paid to M/s. Dinesh Ajmera & Associates	1.84

- x. Disclosure in relation to the Sexual Harassment of Women at Workplace (Prevention, Prohibition and Redressal) Act, 2013:
 - No. of Complaints on Sexual Harassment received during year : NIL
 - No. of Complaints disposed off during the Year : Not Applicable
 - No. of cases pending as on end of the Financial Year : Not Applicable
- xi. The details of 'Loans and Advances in the nature of loan to firms/companies in which directors are interested by name and amount' as provided in note no. 9 in the Standalone Balance Sheet.
- xii. **Shareholders' Rights:** As the quarterly and half yearly, financial results are published in the newspapers and are also posted on the company's website, the same are not being sent separately to the shareholders.
- xiii. The company's financial statements for the financial year 2024-25 do not contain any audit qualification.

- xiv. The Internal Auditors of the company make presentations to the Audit Committee on their reports as per the approved audit programmes by the Audit Committee at the beginning of the year on a quarterly basis.
- xv. The Annual tentative calendar of the Board meetings is circulated to the members of the Board, well in advance. The agenda and other related information on the items in the agenda also provided on time, to enable Board members to take informed decision. The agenda and related information are circulated in electronic form.
- xvi. The Board also reviewed the declarations made by the Chairman & Managing Director, CFO and the Company Secretary regarding compliance with all applicable laws and reviews the related compliance reports, on quarterly basis
- xvii. Disclosure of the Compliance with Corporate Governance requirements specified in Regulation 17 to 27 and clauses (b) to (i) of sub-regulation (2) of Regulation 46 of the Listing Regulations are given below:

Regulation	Particulars of regulation	Compliance Status
17	Board of Directors	Yes
18	Audit Committee	Yes
19	Nomination and Remuneration Committee	Yes
20	Stakeholders relationship committee	Yes
21	Risk Management Committee	Yes
22	Vigil Mechanism	Yes
23	Related Party Transactions	Yes
24	Corporate Governance requirements with respect to subsidiary of listed entity	Yes
25	Obligation with respect to Independent Directors	Yes
26	Obligations with respect to employee including Senior Management, key managerial persons, directors and promoters	Yes
27	Other Corporate Governance Requirements	Yes

9) Code for prevention of insider-trading practices.

This policy includes policy and procedures for inquiry in case of leak of Unpublished Price Sensitive Information (UPSI) or suspected leak of UPSI. The Company has instituted a comprehensive code for prevention of Insider Trading, for its directors and designated employees, in compliance with SEBI (Prohibition of insider Trading) Regulations, 2015, as amended from time to time.

10) Code of conduct for Directors and Senior Management

Regulation 17(5) of the SEBI Listing Regulations requires listed companies to lay down a code of conduct for its directors and senior management, incorporating duties of directors as laid down in the Act. The Code requires the Directors and employees to act honestly, ethically and with integrity and in a professional and respectful manner. The code of conduct is available on the website of the Company <https://www.arhantcapital.com/investor-relations/governance>.

All Directors and Senior Management Personnel have affirmed compliance with the Code for 2024-25. A declaration to this effect signed by the Chairman & Managing Director is given in this Annual Report.

11) CEO / CFO certification

This Certificate Certifies that the financial statements do not contain any materially untrue statement and these statements represent a true and fair view of the Company's affairs.

As required under Regulation 17 (8) and Regulation 33 (2) (a) of the SEBI (LODR) Regulations, 2015 with the BSE/NSE, the CEO/CFO certificate for the financial year 2024-25 signed by Mr. Arpit Jain, CEO and Joint Managing Director and Mr. Uttam Maheshwari, CFO was placed before the Board of Directors at their meeting held on May 10, 2025.

12) Subsidiary and Material Subsidiary Companies

• Subsidiary Companies

All the subsidiary companies of the Company are managed by their Boards having the rights and obligations to manage these companies in the best interest of respective stakeholders. The Company ceased the nomination of its representative on the Board of the material subsidiary companies as the subsidiary companies does not fall under the criteria of Materiality.

However, the board monitors the performance of such companies, interalia, by reviewing:

- a) Financial statements, the investment made by the unlisted subsidiary companies, statement containing all significant transactions and arrangements entered by the unlisted subsidiary companies forming part of the financials being reviewed by the Audit, Risk and Compliance Committee of the Company on a quarterly basis.
- b) Minutes of the meetings of the unlisted subsidiary companies, if any, are placed before the Company's Board regularly.
- c) Providing necessary guarantees, letter of comfort and other support for their day-to-day operations from time-to-time.

• Material Subsidiary Companies

As required under Regulations 16(1) (c) and 46 of the Listing Regulations, the Board of Directors has approved the Policy on Determination of Material Subsidiaries ("Policy"). The said policy is available on the website of the Company at <https://www.arihantcapital.com/investor-relations/governance>.

13) Whistle Blower/Vigil Mechanism

The Whistle Blower Policy/Vigil mechanism provides a mechanism for the director/employee to report without fear of victimization, any unethical behavior, suspected or actual fraud, violation of the Code of Conduct and instances of leak of Unpublished Price Sensitive Information, which are detrimental to the organization's interest. The mechanism protects whistle blowers from any kind of discrimination, harassment, victimization or any other unfair employment practice. The Company affirms that no employee has been denied access to the Audit Committee.

14) Compliance Certificate

Certificate from the practicing company secretary confirming the compliance with all the conditions of corporate governance as stipulated in Schedule V (E) of the SEBI (LODR) Regulation, 2015 is enclosed along with this report.

15) Adoption of Non-Mandatory Requirements

The Company has adopted discretionary requirements as specified in Part E of Schedule II of the SEBI (Listing Obligations and Disclosure Requirements) Regulations, 2015.

16) Declaration Affirming Compliance of Code of Conduct

As provided under Regulation 26(3) of Securities and Exchange Board of India (Listing Obligations and Disclosure Requirements) Regulations, 2015, the Board Members and senior management personnel have confirmed compliance with the code of conduct for the year ended March 31, 2025.

For Arihant Capital Markets Limited

Date: May 10, 2025

Place: Indore

sd/-

Ashok Kumar Jain
(Chairman and Managing Director)

CERTIFICATE ON COMPLIANCE WITH CORPORATE GOVERNANCE

To,
The Members,
ARIHANT CAPITAL MARKETS LIMITED

We have examined the relevant records of Arihant Capital Markets Limited, for the purpose of certifying compliance with the conditions of Corporate Governance for the year ended 31st March 2025, as stipulated in the SEBI (LODR) Regulation, 2015. ("Listing Regulation"). We have obtained all the information and explanation which to the best of our knowledge and belief were necessary for the purpose of certification.

The compliance of conditions of Corporate Governance is the responsibility of the Company's Management. Our examination has been limited to the procedures and implementation thereof adopted by the Company for ensuring the compliance of the conditions of Corporate Governance as stipulated in the said Listing Regulations. It is neither an audit nor an expression of opinion on the financial statement of the Company.

In our opinion and to the best of our information and according to the explanations given to us and based on the representations made by the Directors and the Management, we certify that the Company has complied with the conditions of Corporate Governance as stipulated in applicable provisions of Securities and Exchange Board of India (Listing Obligations and Disclosure Requirements) Regulations, 2015.

We further state that such compliance is neither an assurance to the further viability of the Company nor the efficiency or effectiveness with which the Management has conducted the affairs of the Company.

**For Ajit Jain & Co.
Company Secretaries**

Date: May 10, 2025
Place: Indore

sd/-
AJIT JAIN
(Proprietor)
FCS No.: 3933; C P No.: 2876
UDIN: F003933G000315508
Peer Review Certificate No.: 6478/2025
PCS Unique ID No.: S1998MP023400

CEO/CFO CERTIFICATE

TO
**THE BOARD OF DIRECTORS,
ARIHANT CAPITAL MARKETS LIMITED
INDORE (M.P.)**

We the undersigned, in our respective capacities as Chief Executive Officer and Chief Financial Officer of Arihant Capital Markets Limited (“the Company”) to the best of our knowledge and belief certify that:

- a. We have reviewed financial statements for the quarter and year ended March 31, 2025, and that to the best of our knowledge and belief, we state that:
 - I. These statements do not contain any materially untrue statement or omit any material fact or contain statements that might be misleading; and
 - II. These statements together present a true and fair view of the Company's affair and are in compliance with existing accounting standards, applicable laws and regulations.
- b. We further state that to the best of our knowledge and belief, no transactions are entered into by the Company during the period, which are fraudulent, illegal or violative of the Company's code of conduct.
- c. We are responsible for establishing and maintaining internal controls over financial reporting and that we have evaluated the effectiveness of internal control systems pertaining to financial reporting of the Company and have disclosed to the Auditors and the Audit committee, deficiencies in the design or operation of internal controls, if any, of which we are aware and the steps we have taken or propose to take to rectify these deficiencies.
- d. We have indicated to the Auditors and the Audit committee:
 - I. significant changes, if any, in internal control over financial reporting during the quarters and year;
 - II. significant changes, if any, in accounting policies during the quarter and year ended March 31, 2025 the same have been disclosed in the notes to the financial statements; and
 - III. Instance of significant fraud of which we have become aware and the involvement therein, if any, of the management or an employee having a significant role in the Company's internal control system over financial reporting.

**Date: May 10, 2025
Place: Indore**

**sd/-
Mr. Arpit Jain
JMD and CEO**

**sd/-
Mr. Uttam Maheshwari
CFO**

CERTIFICATE OF NON-DISQUALIFICATION OF DIRECTORS

(Pursuant to Regulation 34(3) and Schedule V Para C clause (10)(i) of the SEBI (Listing Obligations and Disclosure Requirements) Regulations, 2015)

To,
The Members of
Arihant Capital Markets Limited
6, Lad Colony Y.N. Road, Indore,
Madhya Pradesh, India, 452001

I have examined the relevant registers, records, forms, returns and disclosures received from the Directors of **Arihant Capital Markets Limited** (hereinafter referred to as “the Company”), having CIN: L66120MP1992PLC007182 and having registered office at 6, Lad Colony Y.N. Road, Indore, Madhya Pradesh, India, 452001, produced before me by the Company for the purpose of issuing this Certificate, in accordance with Regulation 34(3) read with Schedule V Para-C sub-clause 10(i) of the Securities Exchange Board of India (Listing Obligations and Disclosure Requirements) Regulations, 2015.

In my opinion and to the best of my information and according to the verifications (including Directors Identification Number (DIN) status at the portal www.mca.gov.in) as considered necessary and explanations furnished to me by the Company & its Officers, I hereby certify that none of the Directors on the Board of the Company as stated below for the financial year ending on 31st March, 2025 have been disqualified from being appointed or continuing as Directors of Companies by the Securities and Exchange Board of India and Ministry of Corporate Affairs:

S. No.	Name of Director	DIN	Date of Appointment at current Designation	Original Date of Appointment
1.	Ashok Kumar Jain	00184729	25/06/1992	25/06/1992
2.	Sunil Kumar Jain	00184860	25/06/1992	25/06/1992
3.	Arpit Jain	06544441	25/09/2021	25/01/2021
4.	Jitendra Jain	08377285	25/09/2021	14/06/2021
5.	Swanubhuti Jain	09006117	23/07/2022	25/04/2022
6.	Ashish Maheshwari	00185949	09/09/2017	27/05/2017

Ensuring the eligibility for the appointment / continuity of every Director on the Board is the responsibility of the management of the Company. My responsibility is to express an opinion on these based on my verification. This certificate is neither an assurance as to the future viability of the Company nor of the efficiency or effectiveness with which the management has conducted the affairs of the Company.

Date: May 31, 2025

Place: Mumbai

UDIN: A001157G000517904

Virendra G. Bhatt
Practicing Company Secretary
ACS No.: 1157 / COP No.: 124
Peer Review Cert. No.: 6489/2025

GENERAL SHAREHOLDER'S INFORMATION

- | | |
|---|---|
| 1. Date and Time of 33rd AGM | September 27, 2025, 11:30 A.M. |
| 2. Venue of Annual General Meeting (AGM) | The 33 rd Annual General Meeting (AGM) of the Company will be held on Saturday, the 27 th day of September, 2025 at 11:30 A.M. The Company is conducting AGM through VC/OAVM in compliance with the applicable provisions of the Companies Act, 2013 and MCA General Circular No. 14/2020, dated 08 th April, 2020, MCA General Circular No. 17/2020, dated 13 th April, 2020, MCA General Circular No. 20/2020, dated 5 th May, 2020, MCA General Circular No. 02/2021 and as such there is no requirement to have a venue for the AGM. |
| 3. Date(s) of Book Closure | 21.09.2025 to 27.09.2025 (both days inclusive) |
| 4. Financial Calendar | |
| Financial Results for* - | |
| Quarter ending June 30, 2025 | Second week of August, 2025* |
| Quarter ending September 30, 2025 | Second week of November, 2025* |
| Quarter ending December 31, 2025 | Second week of February, 2026* |
| Year ending March 31, 2026 | Last week of May, 2026* |
| *tentative dates | |
| 5. Financial Year | April 01, 2025 to March 31, 2026 |
| 6. Dividend Payment Date | On or after October 03, 2025 |
| 7. Listing of Equity Shares on the Stock Exchange at | The BSE Limited
P.J. Towers, Dalal Street,
Mumbai - 400001
National Stock Exchange of India Ltd.
Exchange Plaza, Plot no. C/1, G Block,
Bandra-Kurla Complex Bandra (E)
Mumbai - 400 051. |
| 8. CIN of the Company | L66120MP1992PLC007182 |
| 9. Security Code | 511605 (BSE) ARIHANTCAP (NSE) |
| 10. ISIN | INE420B01036 |
| 11. Stock Market Data: | Monthly high and low stock price along with volumes of equity shares traded on BSE and NSE for the FY 2024-25 is given below: |

BSE LIMITED

Month	High (Rs)	Low (Rs)	Volume (In Lacs)
April 2024	65.00	53.55	160.49
May 2024	73.88	57.21	789.18
June 2024	76.50	53.85	1,009.34
July 2024	85.90	67.49	1,907.79
August 2024	91.00	70.62	2,522.81
September 2024	123.50	91.45	4,083.57
October 2024	124.90	97.65	1,754.16
November 2024	117.45	94.95	1,123.07
December 2024	116.10	97.00	997.47
January 2025	108.90	79.20	761.55
February 2025	96.00	62.05	430.70
March 2025	79.74	58.11	637.23

NSE LIMITED

Month	High (Rs)	Low (Rs)	Volume (In Lacs)
April 2024	65.20	53.55	43.55
May 2024	74.00	57.10	174.49
June 2024	76.50	53.20	139.08
July 2024	85.90	67.46	351.93
August 2024	90.88	70.66	341.14
September 2024	123.89	91.50	564.29
October 2024	124.80	97.32	213.34
November 2024	117.60	95.23	108.07
December 2024	116.37	96.26	97.62
January 2025	109.04	80.00	89.95
February 2025	95.99	63.15	46.03
March 2025	81.00	58.15	114.21

12. Distribution schedule as on March 31, 2025

Shareholding of Nominal value of		No. of Shareholders	% of Total Holders	Share Amount in Rs.	% of Total Equity
Rs	Rs				
UPTO	1000	15175	83.84	3113345	2.99
1001	2000	1073	5.93	1655538	1.59
2001	3000	459	2.54	177326	1.13
3001	4000	423	2.34	1423845	1.37
4001	5000	245	1.35	1161420	1.12
5001	10000	370	2.04	2766217	2.66
10001	20000	172	0.95	2504642	2.41
20001	30000	62	0.34	1535799	1.48
30001	40000	30	0.17	1014754	0.98
40001	50000	19	0.11	875797	0.84
50001	100000	40	0.22	2982962	2.87
100001	ABOVE	31	0.17	83901155	80.59
Total		18099	100	104112800	100

13. Dematerialization of Shares

About 98.98 per cent of company's paid-up equity share capital has been dematerialized up to March 31, 2025

14. Foreign Exchange Risk and Hedging Activities

Not Applicable

**15. Dematerialized at NSDL & CDSL
Physical**

10,30,59,000
10,53,800

16. Shareholding Pattern as on March 31, 2025

Category	No. of Shares Held	% of Shareholding
Promoters & Promoters Group	7,26,80,160	69.81
Foreign Portfolio Investors	96,948	0.09
Corporate Bodies	24,70,629	2.37
Indian Public	2,54,11,551	24.41
NRI / OCB	3,52,607	0.34
Others – Clearing Members	1,21,536	0.12
HUF	14,18,829	1.36
IEPF	15,60,540	1.50
TOTAL	10,41,12,800	100.00

17. Share Transfer System & Dematerialization

Shares received for transfer in physical form are processed and the share certificates are returned within 7 days from the date of receipt, subject to documents being valid and complete in all respects. In case no response is received within 15 days of lodging the transfer request, the lodger should write to the Company or the registrar with the full details, so that necessary action can be taken to safeguard the interest of the investor. The Company also obtains a certificate of compliance with the share transfer and other related formalities within the stipulated time period, from a Practising Company Secretary, as required under Regulation 40(9) of the SEBI Listing Regulations and files a copy of the same on half yearly basis with the Bombay Stock Exchange and National Stock Exchange of India Limited.

A summary of all the transfers, transmissions, issue of duplicate share certificate requests, deletion requests, etc. are placed at every board meeting/ stakeholders Relationship Committee from time to time for their review.

Shareholders who wish to get their physical shares dematerialized should approach to their Depository Participant (DP) where they have a demat account. On receipt of demat request form (DRF) and share certificates by the Company/registrar, the dematerialization request is processed and the shares are, thereafter, credited in demat account of the shareholder.

18. Investor Correspondence/Query

A. Investor Correspondence

For transfer / dematerialization of shares, payment of dividend, for shares held in physical form and any other query relating to the shares of the Company please contact

Registrar and Share Transfer Agent

Ankit Consultancy Private Limited,
Plot No. 60, Electronic Complex,
Pardeshipura, Indore (M.P.)
T. +91-731-2551745-46
F. +91-731-4065798

For shares held in demat form

To the depository participant

B. Any other matters and unsolved complaints

Company Secretary
Arihant Capital Markets Limited
6, Lad Colony Y.N. Road, Indore - 452001, (M.P.)
Telephone No.: 731- 4217261
Fax No.: 731-4217199
Email: compliance@arihantcapital.com

Notes:

- I. Annual listing fee for the Year 2025-26 has been paid to the BSE Limited and NSE Limited, Mumbai.
- II. Annual Custody Fee for the Year 2025-26 has been paid to NSDL and CDSL.
- III. Distribution schedule and Shareholding Pattern as on March 31, 2025 have been provided herein.
- IV. During the Financial Year 2023-24, the Company has credited Rs. 4,08,838/- lying unpaid /unclaimed in the dividend account (2016-17) to the Investor Education & Protection Fund pursuant to Section 125(1) of the Companies Act, 2013. The Company shall be transferring the unclaimed/unpaid dividend amount for the financial year 2017-18, to the Investor Education and Protection Fund in term of the provisions of the Companies Act, 2013. The details of unclaimed/unpaid dividend are also available on the MCA and also on website of the Company.
- V. The Company has also uploaded the details of unpaid/unclaimed amounts lying with the company as on September 28, 2024 (date of last Annual General Meeting) on the MCA website under the provision of IEPF (uploading of information regarding unpaid and unclaimed amount lying with the companies) Rules, 2012.

- VI. Securities & Exchange Board of India (SEBI) vide its circular SEBI/HO/MIRSDMIRSD_RTAMB/P/CIR/2021/655 dated November 03, 2021 and circular SEBI/HO/MIRSD/MIRSD_RTAMB/P/CIR/2021/687 dated December 14, 2021 as made it mandatory to furnish PAN, email address, mobile number, bank account details and nomination by holders of Physical Securities. In this regard individual letters are sent to all the physical Shareholders. You are requested to furnish Valid PAN, KYC and nomination immediately to the RTA. You are requested to kindly check the website for more details.
- VII. Nomination: Individual shareholders holding shares singly or jointly in physical form can nominate a person in whose name the shares shall be transferable in case of death of the registered shareholder(s). Nomination facility in respect of shares held in electronic form is also available with the Depository Participants as per the bye-laws and business rules applicable to NSDL and CDSL. Nomination forms can be obtained from the Company's Registrar and Share Transfer Agent.
- VIII. Electronic Clearing Service: The Securities and Exchange Board of India (SEBI) has made it mandatory for all companies to use the bank account details furnished by the depositories for depositing dividends. Dividend will be credited to the Member's bank account through NECS wherever complete core banking details are available with the company. In cases where the core banking details are not available, dividend warrants will be issued to the Members with bank details printed thereon as available in the Company's records. This ensures that the dividend warrants, even if lost or stolen, cannot be used for any purpose other than for depositing the money in the accounts specified on the dividend warrants and ensures safety for the investors. The Company complies with the SEBI requirement. NECS form is attached to the Notice, if not provided.
- IX. The Company's financial results and official press releases are displayed on the Company's website www.arihantcapital.com.
- X. The financial statements, shareholding pattern, quarterly compliances and other relevant corporate communication are filed with Bombay Stock Exchange Limited and National Stock exchange of India Limited electronically through BSE Listing Centre and NEAPS.
- XI. In case of loss /misplacement of share certificates, investors should immediately lodge a FIR/Complaint with the police and inform the Company /Registrar and Share Transfer Agent along with a copy of FIR /acknowledge copy of complaint.
- XII. We solicit suggestion for improving our investor services.

Business Responsibility and Sustainability Report (BRSR)

SECTION A - GENERAL DISCLOSURES

I. Details of the listed entity

- | | |
|--|--|
| 1 Corporate Identity Number (CIN) of the Listed Entity | - L66120MP1992PLC007182 |
| 2 Name of the Listed Entity | - ARIHANT CAPITAL MARKETS LIMITED |
| 3 Year of incorporation | - 25/06/1992 |
| 4 Registered office address | - 6, Lad Colony Y.N Road, Indore – 452001 (MP) |
| 5 Corporate office address | - 1011, Solitaire Corporate Park, Building No. 10,
1st Floor, Chakala, Andheri (East), Mumbai –
400093 |
| 6 E-mail | - contactus@arihantcapital.com |
| 7 Telephone | - 07314217100 |
| 8 Website | - www.arihantcapital.com |
| 9 Financial year for which reporting is being done | - 2024 - 2025 |
| 10 Name of the Stock Exchange(s) where shares are listed | - BSE Limited & National Stock Exchange of India
Limited |
| 11 Paid-up Capital | - Rs. 104112800 |
| 12 Name and contact details (telephone, email address) of the person who may be contacted in case of any queries on the BRSR report | - Mr Mahesh Pancholi (Company Secretary),
Email: mahesh.pancholi@arihantcapital .com,
Ph: 0731-4217261 |
| 13 Reporting boundary | - Disclosures made in this report are on a
standalone basis |
| 14 Name of assurance provider | - Ekobon Technologies LLP |
| 15 Type of assurance obtained | - Reasonable Assurance |

II. Products/services

16 Details of business activities (accounting for 90% of the turnover):

S.N.	Product/Service	Description of Business Activity	% of total Turnover contributed
1	Broking and Financial Service	Financial Advisory, Brokerage and Consultancy Services	100%

17 Products/Services sold by the entity (accounting for 90% of the entity's Turnover):

S. N.	Product/Service	NIC Code	% of total Turnover contributed
1	Broking	66120	90%
2	Merchant Banking and Distribution of Financial Products	66120	10%

III. Operations

18. Number of locations where plants and/or operations/offices of the entity are situated:

Location	Number of plants	Number of offices	Total
National	Nil	25	25
International	Nil	0	0

19. Markets served by the entity:

a. Number of locations

Location	Number
National (No. of States)	10
International (No. of Countries)	Nil

b. What is the contribution of exports as a percentage of the total turnover of the entity?

- Nil

c. A brief on types of customers

- Arihant Capital is an integrated, technology-driven securities firm offering a comprehensive suite of services, including retail and institutional broking, distribution of financial products, private wealth management, and issuer and advisory services. Our clientele spans a diverse spectrum, comprising resident and non-resident individuals, Hindu Undivided Families (HUFs), corporates, trusts, and other institutional entities.

IV. Employees

20. Details as at the end of Financial Year:

a. Employees and workers (including differently abled):

S.N No.	Particulars	Total (A)	Male		Female	
			No. (b)	%(B/A)	No. (C)	%(C/A)
EMPLOYEES						
1.	Permanent (D)	303	225	74.26	78	25.74
2.	Other than Permanent (E)	118	84	71.19	34	28.81
3.	Total employees(D + E)	421	309	73.40	112	26.60
WORKERS						
4.	Permanent (F)	0	0	0	0	0
5.	Other than Permanent (G)	0	0	0	0	0
6.	Total workers(F + G)	0	0	0	0	0

b. Differently abled Employees and workers:

S. No	Particulars	Total (A)	Male		Female	
			No. (B)	%(B/A)	No. (C)	%(C/A)
DIFFERENTLY ABLED EMPLOYEES						
1.	Permanent (D)	0	0	0	0	0
2.	Other than Permanent (E)	0	0	0	0	0
3.	Total differently abled employees(D + E)	0	0	0	0	0
DIFFERENTLY ABLED WORKERS						
4.	Permanent (F)	0	0	0	0	0
5.	Other than Permanent (G)	0	0	0	0	0
6.	Total differently abled Workers(F + G)	0	0	0	0	0

21 Participation/Inclusion/Representation of women

Particulars	Total (A)	No. and percentage of Females	
		No. (B)	% (B/A)
Board of Directors	6	1	16.67%
Key Management Personnel*	2	0	0.00%

*Board of Directors include 1 Managing Director, 1 Joint Managing Director & CEO, 1 Non-Executive Non Independent Director and 3 Independent Directors

**Only Chief Financial Officer & Company Secretary are considered under the category of Key Management Personnel, as Managing Director, Joint Managing Director and Chief Executive Officer are covered under the category of the Board of Directors.

22 Turnover rate for permanent employees

Particulars	FY 2024-25			FY 2023-24			FY 2022-23		
	Male	Female	Total	Male	Female	Total	Male	Female	Total
Permanent Employees*	26.67%	26.92%	26.73%	19.41%	25.06%	20.82%	17.20%	16.00%	16.70%
Permanent Workers	Nil								

*includes all employees except those on probation

V. Holding, Subsidiary and Associate Companies (including joint ventures)

23 Names of holding / subsidiary / associate companies / joint ventures

S.N.	Name of the holding/subsidiary/associate companies/joint ventures (A)	Indicate whether holding/Subsidiary/ Associate/Joint Venture	% of shares held by listed entity	Does the entity indicated at column A, participate in the Business Responsibility initiatives of the listed entity? (Yes/No)
1	Arihant Futures & Commodities Limited	Subsidiary	100%	No
2	Arihant Financial Services Limited	Subsidiary	100%	No
3	Arihant Capital (IFSC) Limited	Subsidiary	100%	No
4	Arihant Elite Financial Solution Limited	Subsidiary	100%	No
5	Electrum Capital Private Limited	Associate	27.23%	No

Note: The company sold its entire shareholding in wholly owned subsidiary Arihant Insurance Broking Services Limited during the year.

VI. CSR Details

24 CSR Details:

- | | |
|--|---|
| (i) Whether CSR is applicable as per section 135 of Companies Act, 2013: | Yes, CSR is applicable to the company as per section 135 of the Companies Act, 2013 |
| (ii) Turnover (Rs. In Lakhs.)- | 24204.75 |
| (iii) Net worth (Rs. In Lakhs.)- | 34971.76 |

VII. Transparency and Disclosures Compliances

25 Complaints/Grievances on any of the principles (Principles 1 to 9) under the National Guidelines on Responsible Business Conduct:

Stakeholder group from whom complaint is received	Grievance Redressal Mechanism in Place (Yes/No) (If Yes, then provide web-link for grievance redress policy)	CY 2024-2025			PY 2023-2024		
		Number of complaints filed during the year	Number of complaints pending resolution at close of the year	Remarks	Number of complaints filed during the year	Number of complaints pending resolution at close of the year	Remarks
Communities	If the stakeholders have any grievances they can reach out at compliance@arihantcapital.com	0	0	NA	0	0	NA
Investors (other than shareholders)		0	0	NA	0	0	NA
Shareholders		14	0	Resolved	7	0	Resolved
Employees and workers		0	0	NA	0	0	NA
Customers		64	0	Resolved	54	0	Resolved
Value Chain Partners		0	0	NA	0	0	0
Other (please specify)		0	0	NA	0	0	NA

26 Overview of the entity's material responsible business conduct issues

Please indicate material responsible business conduct and sustainability issues pertaining to environmental and social matters that present a risk or an opportunity to your business, rationale for identifying the same, approach to adapt or mitigate the risk along-with its financial implications, as per the following format

1 Data Security & Customer Opportunity & Risk With continued digitization, Implementation of Positive: Enhanced

S.N.	Material issue identified	Indicate whether risk approach	Rationale for identifying or opportunity (R/O)	In case of risk. to adapt or mitigate	Financial Implications of the risk or opportunity (Indicate positive or negative implications)
1	Data Security & Customer privacy	Opportunity & Risk	With continued digitization, data privacy and cyber threats remain a key area of concern and innovation. The Company recognizes the opportunity to build stakeholder trust while mitigating data-related risks through stronger digital safeguards.	Implementation of enhanced cybersecurity infrastructure. employee data protection training. third-party audits and compliance with latest data privacy laws (e.g., DPDP Act. 2023)	Positive: Enhanced digital trust reduced risk of data breaches better regulatory compliance. Negative: Cost of continuous tech upgrades and compliance.
2	Corporate Social Responsibility	Opportunity	The Company is committed to inclusive and sustainable community development through enhanced CSR efforts focused on financial literacy, education, and entrepreneurship development.	Continuous community engagement. partnerships with NGOs, and employee volunteering in CSR activities.	Positive: Strengthened community goodwill and social license to operate, enhanced brand reputation

3	Human Capital and Talent Management	Opportunity & Risk	Attracting and retaining skilled professionals in a competitive job market remains a key challenge. while also offering the opportunity to drive growth through talent development and employee well-being.	Robust recruitment practices, internal skill development programs. performance based incentives, and employee well-being initiatives.	Positive : Increased employee retention and productivity. Negative Training and retention costs in a high attrition environment.
4	Systemic Risk Management	Opportunity & Risk	With the evolving regulatory landscape and economic uncertainties, proactive risk governance is both a necessity and an opportunity to enhance business continuity and resilience.	Dynamic enterprise risk framework, continuous scenario analysis, and board-level oversight through a dedicated Risk Committee.	Positive: Improved operational stability, investor confidence, and regulatory alignment.

Section B: Management and Process Disclosures

The National Guidelines for Responsible Business Conduct (NGRBCs) as prescribed by the Ministry of Corporate Affairs advocates nine principles referred as P1-P9 as given below:

Disclosure Questions		P 1	P 2	P 3	P 4	P 5	P 6	P 7	P 8	P 9
Policy and management processes										
1	a. Whether your entity's policy/policies cover each principle and its core elements of the NGRBCs. (Yes/No)	Yes	Yes	Yes	Yes	Yes	Yes	Yes	Yes	Yes
	b. Has the policy been approved by the Board? (Yes/No)	Yes	Yes	Yes	Yes	Yes	Yes	Yes	Yes	Yes
	c. Web Link of the Policies, if available	https://www.arihantcapital.com/investor-relations/esg								
2	Whether the entity has translated the policy into procedures. (Yes/No)	The policies have been approved and adopted by the Board and relevant Internal Committees. They are implemented and periodically reviewed, with appropriate measures in place to oversee their execution.								
3	Do the enlisted policies extend to your value chain partners? (Yes/No)	No	No	No	No	No	No	No	No	No
4	Name of the national and international codes/ certifications/labels/ standards (e.g. Forest Stewardship Council, Fairtrade, Rainforest Alliance, Trustee) standards (e.g. SA 8000, OHSAS, ISO, BIS) adopted by your entity and mapped to each principle.	The company has obtained ISO 9001:2015 certification (Quality Management Systems)								
5	Specific commitments, goals and targets set by the entity with defined timelines, if any.	The Company does not have mandatory targets, pledges, or predefined review procedures for all policies. However, systems are in place to monitor key parameters such as shareholder complaints, staff satisfaction levels, and consumption of resources like water, paper, and electricity. These monitoring mechanisms help in ensuring operational efficiency and stakeholder satisfaction								
6	Performance of the entity against the specific commitments, goals and targets along-with reasons in case the same are not met.	The Company regularly tracks key policy parameters and uses the insights gathered for continuous improvement. Performance data is recorded and reviewed periodically to inform policy updates and support employee learning and development initiatives. In cases where targets are not explicitly defined, performance is assessed qualitatively through stakeholder feedback and internal monitoring systems.								

Governance, leadership and oversight

7	Statement by director responsible for the business responsibility report, highlighting ESG related challenges, targets and achievements: At our Company, one of our top priorities is to conduct business in an ethical, responsible, and sustainable manner. ESG (Environmental, Social, and Governance) principles are embedded in our strategic decision-making and day-to-day operations. We maintain continuous dialogue with our stakeholders to identify and act on key ESG priorities, which include minimizing our environmental footprint, ensuring efficient and transparent customer service, strengthening corporate governance, managing enterprise risks, nurturing human capital, and enhancing community engagement. Our ESG journey is overseen by a dedicated ESG Executive Forum and a highly qualified, diverse Board of Directors, ensuring robust governance and accountability at all levels.
---	--

	<p>During the year, we undertook several initiatives to advance our ESG agenda, including:</p> <ul style="list-style-type: none"> Implementation of a Comprehensive Code of Conduct and Business Ethics; Strengthening of our risk management framework and fostering a sound risk culture; Digital transformation across business functions to enhance efficiency and reduce resource usage; Launch of customer-centric and innovative financial products; Continued investment in cybersecurity and information security infrastructure; Deployment of employee-centric policies to support well-being, inclusion, and growth; Resource consumption monitoring and goal-setting to reduce electricity usage and improve operational sustainability. <p>These actions reflect our strong commitment to ESG excellence and our vision to create long-term value for all stakeholders while contributing positively to society and the environment.</p>																		
8	Details of the highest authority responsible for implementation and oversight of the Business Responsibility policy (ies).									Board of Directors									
9	Does the entity have a specified Committee of the Board/ Director responsible for decision making on sustainability related issues? (Yes/ No). If yes, provide details.									No									
10 Details of Review of NGRBCs by the Company:																			
Subject for Review			Indicate whether review was undertaken by Director / Committee of the Board/ Any other Committee									Frequency(Annually/Half yearly/ Quarterly/ Any other – please specify)							
			P 1	P 2	P 3	P 4	P 5	P 6	P 7	P 8	P 9	P 1	P 2	P 3	P 4	P 5	P 6	P 7	P 8
Performance against above policies up action			Reviews are undertaken by the Board, its committees, and senior management. As per the frequency defined in respective policies or on a need basis, policies are periodically reviewed in all aspects, including legal compliance, and updated accordingly.																
Compliance with statutory requirements of relevance to the principles and, rectification of any non-compliances			Compliance is monitored by the Board and senior management on an ongoing basis. Processes are in place to ensure adherence to applicable laws, with timely rectification of any identified non-compliances.																
11	Has the entity carried out independent assessment/ of its policies by an external agency? (Yes/No). If yes, provide name of the agency.		P 1	P 2	P 3	P 4	P 5	P 6	P 7	P 8	P 9	Response (for all principles P1–P9):No, the Company has not engaged any external agency for independent assessment of its policy framework. However, internal audits and periodic evaluations of the Company’s rules, procedures, and policies are conducted by the internal audit team to ensure compliance, effectiveness, and continual improvement.							
12 If answer to question (1) above is “No” i.e. not all Principles are covered by a policy, reasons to be stated:																			
Questions			P 1	P 2	P 3	P 4	P 5	P 6	P 7	P 8	P 9								
The entity does not consider the Principles material to its business (Yes/No)			NA																

The entity is not at a stage where it is in a position to formulate and implement the policies on specified principles (Yes/No)	NA
The entity does not have the financial or/human and technical resources available for the task (Yes/No)	
It is planned to be done in the next financial year (Yes/No)	
Any other reason (please specify)	

SECTION C: PRINCIPLE WISE PERFORMANCE DISCLOSURE

This section is aimed at helping entities demonstrate their performance in integrating the Principles and Core Elements with key processes and decisions. The information sought is categorized as “Essential” and “Leadership”. While the essential indicators are expected to be disclosed by every entity that is mandated to file this report, the leadership indicators may be voluntarily disclosed by entities which aspire to progress to a higher level in their quest to be socially, environmentally and ethically responsible.

PRINCIPLE 1 Businesses should conduct and govern themselves with integrity, and in a manner that is Ethical, Transparent and Accountable.

ESSENTIAL INDICATORS

1. Percentage coverage by training and awareness programmes on any of the Principles during the financial year:

Segment	Total number of training and awareness programmes held	Topics/principles covered under the training and its impact	%age of persons in respective category covered by the awareness programmes
Board of Directors	3	Refresher session on ethical leadership and Board accountability under SEBI LODR. Governance best practices including ESG oversight responsibilities. Navigating regulatory changes impacting fiduciary duties.	100
Key Managerial Personnel	5	Strategic leadership training focused on ethics-driven innovation. Training on cyber governance and ESG-related reporting obligations. Orientation on evolving regulatory expectations including SEBI and MCA updates.	100
Employees other than BoD and KMPs	20	Theme 1: Enhanced Customer Engagement and Ethical Sales Practices Responsible selling practices and conflict-of-interest mitigation. AI-assisted client interaction training to improve digital service delivery. "Theme 2: Regulatory and Workplace Ethics Training Refresher on POSH compliance with case-based workshops. ESG induction module including ethics, data privacy, and grievance redressal processes. Fire safety and mock drills enhanced with visual simulation training.	100
Workers	Not Applicable		

- 2 **Details of fines / penalties /punishment/ award/ compounding fees/ settlement amount paid in proceedings (by the entity or by directors / KMPs) with regulators/ law enforcement agencies/ judicial institutions, in the financial year, in the following format (Note: the entity shall make disclosures on the basis of materiality as specified in Regulation 30 of SEBI (Listing Obligations and Disclosure Obligations) Regulations, 2015 and as disclosed on the entity’s website) :-**

Nil

- 3 **Of the instances disclosed in Question 2 above, details of the Appeal/ Revision preferred in cases where monetary or non-monetary action has been appealed.**

Case Details	Name of the regulatory/ enforcement agencies/ judicial institutions
NA	

- 4 **Does the entity have an anti-corruption or anti-bribery policy? If yes, provide details in brief and if available, provide a web-link to the policy.**

Yes, Arihant Capital Markets Limited (ACML) has a zero-tolerance approach to bribery and corruption, requiring all employees and third parties to act with integrity and comply with laws. The policy prohibits bribes, facilitation payments, kickbacks, and misuse of gifts, hospitality, or contributions. Employees must report concerns without fear of retaliation, while third parties are subject to due diligence and ethical standards. Oversight is ensured by the Board, Ethics Officer, and management through regular monitoring and training. the policy can be reviewed at www.arihantcapital.com/investor-relation/governance.

- 5 **Number of Directors/KMPs/employees/workers against whom disciplinary action was taken by any law enforcement agency for the charges of bribery/ corruption:**

Particulars	CY 2024-25	PY 2023-24
Directors	Nil	Nil
KMPs	Nil	Nil
Employees	Nil	Nil
Workers	Nil	Nil

- 6 **Details of complaints with regard to conflict of interest :**

Particulars	CY 2024-25		PY 2023-24	
	Number	Remarks	Number	Remarks
Number of complaints received in relation to issues of Conflict of Interest of the Directors	Nil	Nil	Nil	Nil
Number of complaints received in relation to issues of Conflict of Interest of the KMPs	Nil	Nil	Nil	Nil

- 7 **Provide details of any corrective action taken or underway on issues related to fines / penalties / action taken by regulators/ law enforcement agencies/ judicial institutions, on cases of corruption and conflicts of interest**

Not Applicable

8 Number of days of accounts payables ((Accounts payable *365) / Cost of goods/services procured) in the following format:

Particulars	CY 2024-25	PY 2023-24
Number of days of accounts payables	7.25	10.84

*The methodology for calculating accounts payable has been revised in FY 2025 due to updated guidelines for calculating “Purchases” as per the Industry Standards. Therefore, figures for FY 2025 and FY 2024 are not directly comparable.

9 Open-ness of business

Provide details of concentration of purchases and sales with trading houses, dealers, and related parties along-with loans and advances & investments, with related parties, in the following format:

Parameter	Metrics	CY 2024-25	PY 2023-24
Concentration of Purchases	Purchases from trading houses as % of total purchases	NA	NA
	Number of trading houses where purchases are made from	NA	NA
	Purchases from top 10 trading houses as % of total purchases from trading houses	NA	NA
Concentration of Sales	Sales to dealers / distributors as % of total sales	NA	NA
	Number of dealers / distributors to whom sales are made	NA	NA
	Sales to top 10 dealers / distributors as % of total sales to dealers / distributors	NA	NA
Share of RPTs in	Purchases (Purchases with related parties / Total Purchases)	Nil	Nil
	Sales (Sales to related parties / Total Sales)	Nil	Nil
	Loans & advances (Loans & advances given to related parties / Total loans & advances)	Nil	Nil
	Investments (Investments in related parties / Total Investments made)	28.52%	40.34%

LEADERSHIP INDICATORS

1. Awareness programmes conducted for value chain partners on any of the Principles during the financial year:

During the year under review, the Company has conducted various awareness programmes to its value chain partners including franchise, investors, distributors, dealers, clients, etc. The Company also conducts regular product training for its distributors.

2. Does the entity have processes in place to avoid/ manage conflict of interests involving members of the Board? (Yes/No) If Yes, provide details of the same.

Yes, the Company has adopted a Code of Conduct for its Directors and Senior Management to ensure that personal interests do not conflict with the interests of the Company or impair their ability to discharge their

responsibilities effectively. The Code outlines ethical standards, disclosure requirements, and expected conduct, and is made available to stakeholders on request and maintained internally for reference. Further, the Company has implemented a Policy on Materiality of Related Party Transactions and Dealing with Related Party Transactions, which provides a structured framework for identifying, reviewing, and approving related party transactions in accordance with applicable legal and regulatory requirements. This policy is also made available separately and is not hosted on the Company’s website. Additionally, in compliance with Regulation 26 of the SEBI (Listing Obligations and Disclosure Requirements) Regulations, 2015, the Senior Management Personnel have confirmed to the Board that they have not entered into any material financial or commercial transactions that may have a potential conflict with the interests of the Company.

PRINCIPLE 2 Businesses should provide goods and services in a manner that is sustainable and safe

ESSENTIAL INDICATORS

1. Percentage of R&D and capital expenditure (capex) investments in specific technologies to improve the environmental and social impacts of product and processes to total R&D and capex investments made by the entity, respectively.

During the year, the Company continued to prioritize digital transformation in alignment with its long-term business and operational strategy. As a part of this, the majority of capital expenditure was directed towards strengthening Information Technology infrastructure, including upgrades to hardware and software systems. These investments are intended to improve operational efficiency, data security, customer service, and compliance capabilities, thereby enhancing the overall environmental and social performance of the Company. In FY 2024–25, 12.96% of the Company’s total additions to fixed assets were allocated towards R&D and capital expenditures related to IT infrastructure and technology enhancements. This is a significant shift compared to 56.6% in FY 2023–24, reflecting a normalization of post-transformation investments following a technology-intensive phase in the previous year.

(₹ In Lakhs)

Particulars	CY 2024-25	PY 2023-24
R&D	44.54	27.30
Capex	171.00	112.20

2 a. Does the entity have procedures in place for sustainable sourcing? (Yes/No)

Yes

b. If yes, what percentage of inputs were sourced sustainably?

The Company has adopted internal procedures to promote responsible sourcing practices for non-core procurement such as IT equipment, office supplies, and facility services. While the overall volume of material inputs is limited due to the service-based nature of operations, the Company gives preference to vendors who comply with sustainability standards, including those offering energy-efficient products, environmentally certified goods, or recyclable materials.

3 Describe the processes in place to safely reclaim your products for reusing, recycling and disposing at the end of life, for (a) Plastics (including packaging) (b) E-waste (c) Hazardous waste and (d) other waste.

Processes for end-of-life product management:

Plastics: Minimal use; eco-friendly packaging is preferred. Any plastic waste is segregated and handed over to authorised collectors.

E-waste: Disposed through authorised e-waste recyclers in compliance with regulations.

Hazardous waste: Not generated due to the nature of operations.

Other waste: Segregated municipal waste is collected daily by local authorities.

- 4 Whether Extended Producer Responsibility (EPR) is applicable to the entity’s activities (Yes / No). If yes, whether the waste collection plan is in line with the Extended Producer Responsibility (EPR) plan submitted to Pollution Control Boards? If not, provide steps taken to address the same.**

Not Applicable

LEADERSHIP INDICATORS

- 1 Has the entity conducted Life Cycle Perspective / Assessments (LCA) for any of its products (for manufacturing industry) or for its services (for service industry)? If yes, provide details in the following format?**

The company is involved in institutional and retail broking. Hence, Life Cycle Perspective / Assessments is not applicable on the company.

- 2 If there are any significant social or environmental concerns and/or risks arising from production or disposal of your products/services, as identified in the Life Cycle Perspective / Assessments (LCA) or through any other means, briefly describe the same along-with action taken to mitigate the same -**

Not Applicable

- 3 Percentage of recycled or reused input material to total material (by value) used in production (for manufacturing industry) or providing services (for service industry).**

Nil

- 4 Of the products and packaging reclaimed at end of life of products, amount (in metric tonnes) reused, recycled, and safely disposed, as per the following format:**

	CY- 2024-25			PY- 2023-24		
	Re-Used	Recycled	Safely Disposed	Re-Used	Recycled	Safely Disposed
Plastics (including packaging)	The Company does not use plastic packaging in its operations. Eco-friendly alternatives are promoted and adopted, thereby eliminating plastic waste at source.					
E-waste	E-waste generated from obsolete IT equipment is handed over to authorised recyclers in accordance with e-waste management rules to ensure environmentally safe disposal.					
Hazardous waste	The Company does not generate any hazardous waste due to the nature of its business activities.					
Other waste	Daily operational waste, such as paper, kitchen waste, and general refuse, is classified as municipal waste and is regularly collected and disposed of by the municipal corporation.					

- 5 Reclaimed products and their packaging materials (as percentage of products sold) for each product category.**

Not Applicable

PRINCIPLE 3 Businesses should respect and promote the well-being of all employees, including those in their value chains

ESSENTIAL INDICATORS

1 a. Details of measures for the well-being of employees:

Category	% of employees covered by										
	Total (A)	Health insurance		Accident insurance		Maternity benefits		Paternity Benefits		Day Care facilities	
		Number (B)	% (B/A)	Number (C)	% (C/A)	Number (D)	% (D/A) (D)	Number (E)	% (E/A) (E)	Number (F)	% (F/A)
PERMANENT EMPLOYEES											
Male	225	225	100%	225	100%	0	0%	0	0	0	0
Female	78	78	100%	78	100%	78	100%	0	0	0	0
Total	303	303	100%	303	100%	78	26%	0	0	0	0
OTHER THAN PERMANENT EMPLOYEES											
Male	84	84	100%	84	100%	0	0	0	0	0	0
Female	34	34	100%	34	100%	34	100%	0	0	0	0
Total	118	118	100%	118	100%	34	29%	0	0	0	0

b. Details of measures for the well-being of workers:

Category	% of employees covered by										
	Total (A)	Health insurance		Accident insurance		Maternity benefits		Paternity Benefits		Day Care facilities	
		Number (B)	% (B/A)	Number (C)	% (C/A)	Number (D)	% (D/A) (D)	Number (E)	% (E/A) (E)	Number (F)	% (F/A)
PERMANENT WORKERS											
Male	Nil										
Female											
Total											
OTHER THAN PERMANENT WORKERS											
Male	Nil										
Female											
Total											

c. Spending on measures towards well-being of employees and workers (including permanent and other than permanent) in the following format –

Parameter	CY 2024-25	PY 2023-24
Cost incurred on well- being measures as a % of total revenue of the company	0.18%	0.16%

2 Details of retirement benefits, for Current Financial Year and Previous Financial Year.

Benefits	CY 2024-25			PY 2023-24		
	No. of employees covered as a % of total employees	No. of workers covered as a % of total workers	Deducted and deposited with the authority (Y/N/N.A)	No of employees covered as a % of total employees	No. of workers covered as a % of total workers	Deducted and deposited with the authority (Y/N/N.A)
PF	61.52%	NA	Y	48.39%	NA	Y
Gratuity	100%		Y	98%		Y
ESIC	32.30%		Y	23.46%		Y
Others – please specify	0		NA	0		NA

3 Accessibility of workplaces

Are the premises / offices of the entity accessible to differently abled employees and workers, as per the requirements of the Rights of Persons with Disabilities Act, 2016? If not, whether any steps are being taken by the entity in this regard.

Yes

4 Does the entity have an equal opportunity policy as per the Rights of Persons with Disabilities Act, 2016? If so, provide a web-link to the policy

The company believes in equal opportunities for specially abled people. But the company does not have any policy in its place.

5 Return to work and Retention rates of permanent employees and workers that took parental leave.

Gender	Permanent employees		Permanent workers	
	Return to work rate	Retention rate	Return to Work rate	Retention rate
Male	0	0	NA	
Female	0.00	0%		
Total	0.00	0%		

6 Is there a mechanism available to receive and redress grievances for the following categories of employees and worker? If yes, give details of the mechanism in brief.

Particulars	Yes/No
Permanent Workers	NA
Other than Permanent Workers	NA
Permanent Employees & Other than Permanent Employees	"The Company has established a formal grievance redressal mechanism to ensure a fair and inclusive work environment. The mechanism includes:A Vigil Mechanism and Whistle Blower Policy, in line with SEBI Listing Regulations, to report concerns confidentially without fear of retaliation.A dedicated grievance process for addressing complaints related to discrimination, harassment, workplace bullying, or other inappropriate conduct, which employees can report via email to the HR team.A POSH

	Policy in compliance with the Sexual Harassment of Women at Workplace (Prevention, Prohibition and Redressal) Act, 2013, to address issues related to sexual harassment at the workplace. The relevant policies and procedures are made available to employees through internal communication channels.
--	---

7 Membership of employees and worker in association(s) or Unions recognised by the listed entity:

Category	CY 2024-25			PY 2023-24		
	Total employees/ workers in respective category (A)	No. of employees/ workers in respective category, who are part of association(s) or Union (B)	% (B/A)	Total employees / workers in respective category (C)	No. of employees/workers in respective category, who are part of association(s) or Union (D)	% (D/C)
Total Permanent Employees	Given the nature of our business operations, the company does not endorse union or associations					
- Male						
- Female						
Total Permanent Workers						
- Male						
- Female						

8 Details of training given to employees and workers:

Category	Total (A)	CY 2024-25				Total (A)	PY 2023-24			
		On Health and safety measures		On Skill upgradation			On Health and Safety measures		On Skill upgradation	
		No.	% (B)	(No.)	% (C/)		No.	% (B)	No.	% (C/)
EMPLOYEES										
Male	309	309	100%	309	100%	256	256	100%	256	100%
Female	112	112	100%	112	100%	85	85	100%	85	100%
Total	421	421	100%	421	100%	341	341	100%	341	100%
WORKERS										
Male	Nil									
Female										
Total										

9 Details of performance and career development reviews of employees and worker:

Category	CY 2024-25			PY 2023-24		
	Total (A)	No. (B)	% (B / A)	Total (A)	No. (B)	% (B / A)
Employees						
Male	309	309	100%	256	256	100%
Female	112	112	100%	85	85	100%

Total	421	421	100%	341	341	100%
Workers						
Male	Nil					
Female						
Total						

10 Health and safety management system:

a. Whether an occupational health and safety management system has been implemented by the entity? (Yes/ No). If yes, the coverage such system?

Yes, the Company has implemented an occupational health and safety management system across its corporate offices and branches. The system includes: Air quality monitoring and routine improvement measures. Regular equipment maintenance of critical infrastructure such as air conditioners, chillers, UPS, stabilisers, and DG sets. Fire safety infrastructure, including functional extinguishers, smoke detectors, and fire alarm systems across all locations. Employee awareness, with defined emergency assembly points and strategically displayed floor evacuation plans. These measures ensure a safe environment for both employees and visitors.

b. What are the processes used to identify work-related hazards and assess risks on a routine and non-routine basis by the entity?

Not Applicable

c. Whether you have processes for workers to report the work related hazards and to remove themselves from such risks. (Y/N)

Not Applicable

d. Do the employees/ worker of the entity have access to non-occupational medical and healthcare services?

Yes, our employees have access to non-occupational medical and healthcare services. First aid kits are maintained and are available at all times on the premises.

11 Details of safety related incidents, in the following format:

Particulars	Category	CY 2024-25	PY 2023-24
Lost Time Injury Frequency Rate (LTIFR) (per onemillion-person hours worked)	Employees	Nil	Nil
	Workers		
Total recordable work-related injuries	Employees		
	Workers		
No. of fatalities	Employees		
	Workers		
High consequence work-related injury or ill-health (excluding fatalities)	Employees		
	Workers		

12 Describe the measures taken by the entity to ensure a safe and healthy work place.

Health and Safety Management System & Measures Taken to Ensure a Safe and Healthy Workplace

The Company is committed to maintaining a safe, healthy, and inclusive work environment for all employees and visitors. As a testament to its efforts, the Company has been awarded the **Great Place To Work® Certification™**,

a globally recognized benchmark for workplace culture. This certification affirms our dedication to fostering a positive, engaging, and high-trust workplace.

The occupational health and safety management system has been implemented across all corporate offices and branches, and includes the following key initiatives:

Air Quality Monitoring: Indoor air quality is routinely assessed, and necessary improvements are made to ensure a healthy workspace.

Employee Wellness: Preventive health programs, wellness campaigns, seminars, and collaborations with healthcare institutions are organized regularly. The Company also reimburses annual health check-ups for employees.

Equipment Maintenance: Regular servicing and inspection of air conditioners, VRF systems, UPS units, stabilizers, and DG sets help mitigate operational risks and maintain safety standards.

Fire Safety Preparedness: Fire extinguishers, alarm systems, and smoke detectors are installed and maintained across all premises. Fire drills and safety training sessions are conducted periodically. Evacuation plans and assembly points are clearly communicated and displayed.

Emergency Planning: Floor plans are exhibited at strategic locations to guide employees during emergencies and ensure timely evacuation.

Through these comprehensive measures, the Company not only complies with health and safety standards but also continuously strives to build a culture of care, trust, and employee well-being.

13 Number of Complaints on the following made by employees and workers:

Particulars	CY 2024-25			PY 2023-24		
	Filed during the year	Pending resolution at the end of year	Remarks	Filed during the year	Pending resolution at the end of year	Remarks
Working Conditions	0	0	Nil	0	0	Nil
Health & Safety	0	0	Nil	0	0	Nil

14 Assessments for the year

Working Conditions	No assessment has been carried out during the year
Health and safety practices	No assessment has been carried out during the year

15 Provide details of any corrective action taken or underway to address safety-related incidents (if any) and on significant risks / concerns arising from assessments of health & safety practices and working conditions.

Not Applicable

LEADERSHIP INDICATORS

1 Does the entity extend any life insurance or any compensatory package in the event of death of (A) Employees (Y/N) (B) Workers (Y/N).

No

2 Provide the measures undertaken by the entity to ensure that statutory dues have been deducted and deposited by the value chain partners.

The Company ensures compliance with statutory obligations by diligently withholding and depositing employees' contributions towards income tax, provident fund, professional tax, ESIC, and other applicable dues in accordance with prevailing laws.

To promote compliance across the value chain, the Company includes relevant statutory and legal obligations as part of its vendor agreements. Vendors and service providers are contractually required to adhere to these obligations, and their compliance is monitored periodically.

To reinforce this, the Company has implemented robust internal controls and statutory audit procedures that include verification of such compliances by its value chain partners as part of routine audits and assessments.

3 Provide the number of employees / workers having suffered high consequence work- related injury / ill-health / fatalities (as reported in Q11 of Essential Indicators above), who have been are rehabilitated and placed in suitable employment or whose family members have been placed in suitable employment:

Particulars	Total no. of affected employees/ workers		No. of employees/workers that are rehabilitated and placed in suitable employment or whose family members have been placed in suitable employment	
	CY 2024-25	PY 2023-24	CY 2024-25	PY 2023-24
Employees	Nil	Nil	Nil	Nil
Workers	Nil	Nil	Nil	Nil

4 Does the entity provide transition assistance programs to facilitate continued employability and the management of career endings resulting from retirement or termination of employment? (Yes/No)

NA

5 Details on assessment of value chain partners:

Particulars	% of value chain partners (by value of business done with such partners) that were assessed
Health and safety practices	The Company expects all its value chain partners to comply with applicable laws and industry standards concerning health, safety, and working conditions. While no formal assessment of value chain partners was carried out during FY 2025, the Company is in the process of identifying key partners as per SEBI BRSR guidelines. Following this identification, a structured review mechanism will be implemented to periodically evaluate their compliance with health and safety norms and working condition standards.
Working Conditions	

6 Provide details of any corrective actions taken or underway to address significant risks / concerns arising from assessments of health and safety practices and working conditions of value chain partners.

As part of its commitment to workplace safety, the Company ensures that value chain participants operating within its premises have access to the same health and safety protocols and resources as its employees. In the event that any significant health or safety risk is identified, it is promptly assessed and addressed within an appropriate time frame, in line with internal safety procedures.

PRINCIPLE 4: Businesses should respect the interests of and be responsive to all its stakeholders

ESSENTIAL INDICATORS

1. Describe the processes for identifying key stakeholder groups of the entity.

The stakeholders are determined based on the significance of their impact on the business and the impact of the business on them.

2. List stakeholder groups identified as key for your entity and the frequency of engagement with each stakeholder group.

Stakeholder Group	Whether identified as Vulnerable & Marginalized Group (Yes/No)	Channels of communication (Email, SMS, Newspaper, Pamphlets, Advertisement, Community Meetings, Notice Board, Website), Other	Frequency of engagement (Annually/ Half yearly/ Quarterly/others – please specify)	Purpose and scope of engagement including key topics and concerns raised during such engagement
Shareholders and Investors	No	Quarterly results, investor presentations, AGM, annual report, media releases, website	Quarterly and ongoing	Discussed financial and business performance, address queries and shared public company information
Government and Regulators	No	Meetings, written communications, presentations, industry associations	Ongoing	Regulatory compliance, seeking clarifications, sharing concerns and industry insights
Business Partners and Vendors	No	Partner meets, workshops one-on-one meetings, email, app, portal	Ongoing	Operational coordination, job closure, scope discussion, No Due confirmations, promote e-invoicing
Employees	No	Direct contact, email, leadership connect, surveys, SMS, calls website	Ongoing	Share internal updates, align on goals and values, strengthen engagement through PLEDGE (employee value proposition)
Customers	No	Email, SMS, apps, calls, chatbots, postal/call centers, websites, media campaigns, roadshows	Ongoing	Product feature updates, enhance customer experience, gather and respond to feedback

LEADERSHIP INDICATORS

1. Provide the processes for consultation between stakeholders and the Board on economic, environmental, and social topics or if consultation is delegated, how is feedback from such consultations provided to the Board.

The Company fosters an environment where the Board engages with stakeholders and community members on key social issues. Where consultations are delegated, stakeholder inputs are presented to the Board in written or video format to ensure informed decision-making.

2. Whether stakeholder consultation is used to support the identification and management of environmental, and social topics (Yes / No). If so, provide details of instances as to how the inputs received from stakeholders on these topics were incorporated into policies and activities of the entity.

Yes. The Company incorporates stakeholder feedback into its policies and operations, particularly on matters related to financial inclusion. Regular interactions with investors and analysts help guide the Company's approach to inclusive and responsible business practices.

3. Provide details of instances of engagement with and actions taken to, address the concerns of vulnerable/ marginalized stakeholder groups.

The Company has undertaken initiatives such as financial literacy training programs to empower marginalized beneficiaries and promote inclusive growth.

PRINCIPLE 5 Businesses should respect and promote human rights

ESSENTIAL INDICATORS

1. Employees and workers who have been provided training on human rights issues and policy(ies) of the entity, in the following format:

Category	CY 2024-25			PY 2023-24		
	Total (A)	No. Of employees/workers covered (B)	% (B / A)	Total (A)	No. Of employees/workers covered (B)	% (B/A)
EMPLOYEES						
Permanent	303	303	100%	277	277	100%
Other than permanent	118	118	100%	64	64	100%
Total Employees	421	421	100%	341	341	100%
WORKERS						
Permanent	Nil					
Other than permanent						
Total Workers						

All employees at the time of joining as well as on a yearly basis declare that they have read and understood the Code of conduct and business ethics principles

2 Details of minimum wages paid to employees and workers, in the following format:

Category	CY 2024-25					PY 2023-24				
	Total (A)	Equal to Minimum Wage		More than Minimum Wage		Total (D)	Equal Minimum Wage		More than Minimum Wage	
		No. (B)	% (B/ A)	No. (C)	% (C/A)		No. (E)	% (E/D)	No.(F)	% (F/D)
EMPLOYEES										
Permanent										
Male	225	0	0	225	100%	213	0	0	213	100%
Female	78	0	0	78	100%	64	0	0	64	100%

Other than Permanent										
Male	84	0	0	84	100%	43	0	0	43	100%
Female	34	0	0	34	100%	21	0	0	21	100%
WORKERS										
Permanent	Nil									
Male										
Female										
Other than Permanent										
Male										
Female										

3 Details of remuneration/salary/wages, in the following format:

a. Median remuneration / wages:

(₹ in Lacs)

Particulars	Male		Female	
	Number	Median remuneration/ salary/ wages of respective category	Number	Median remuneration /salary wages of respective category
Board of Directors (BoD)#	2	48.72	0	0
Key Managerial Personnel \$	2	17.3	0	0
Employees other than BoD and KMP	309	4.2	112	3.3
Workers	0	0	0	0

includes Managing Director, Joint Managing Directors & Chief Executive Officer.

\$ includes Chief Financial Officer and Company Secretary.

b. Gross wages paid to females as % of total wages paid by the entity, in the following format:

Particulars	CY 2024-25	PY 2023-24
Gross wages paid to females as % of total wages	1.36%	2.14%

4 Do you have a focal point (Individual/ Committee) responsible for addressing human rights impacts or issues caused or contributed to by the business? (Yes/No)

Yes

5 Describe the internal mechanisms in place to redress grievances related to human rights issues.

The Company has instituted robust internal mechanisms to ensure prompt and fair redressal of grievances related to human rights. Key measures include: Adoption of policies such as the Human Rights Policy, Diversity, Equity and Inclusion Policy, Code of Conduct and Business Ethics, Whistle Blower Policy, and Prevention of Sexual Harassment Policy. These policies are designed to create an inclusive and safe workplace, promoting care, nurturance, and equal opportunities for professional growth. A structured redressal mechanism is in place to address complaints sensitively and confidentially. These efforts reflect the Company's commitment to fostering a culture of respect, inclusion, and accountability.

6 Number of Complaints on the following made by employees and workers:

Particulars	CY 2024-25			PY 2023-24		
	Filed during the year	Pending resolution at the end of year	Remarks	Filed during the year	Pending resolution at the end of year	Remarks
Sexual Harassment	0	0	NA	0	0	NA
Discrimination at workplace	0	0	NA	0	0	NA
Child Labour	0	0	NA	0	0	NA
Forced Labour/Involuntary Labour	0	0	NA	0	0	NA
Wages	0	0	NA	0	0	NA
Other humanrights related issues	0	0	NA	0	0	NA

7 Complaints filed under the Sexual Harassment of Women at Workplace (Prevention, Prohibition and Redressal) Act, 2013, in the following format:

Particulars	CY 2024-25	PY 2023-24
Total Complaints reported under Sexual Harassment on of Women at Workplace (Prevention, Prohibition and Redressal) Act, 2013 (POSH)	Nil	Nil
Complaints on POSH as a % of female employees/workers	Nil	Nil
Complaints on POSH upheld	Nil	Nil

8 Mechanisms to prevent adverse consequences to the complainant in discrimination and harassment cases.

The Company protects employees who raise concerns under the Whistleblower or Grievance Redressal Policy, provided the concern is raised in good faith without malice or personal gain. Strict prohibition on retaliation against employees who report issues. Sexual harassment cases are handled with confidentiality and care, in accordance with the Sexual Harassment of Women at Workplace Act, 2013.

9 Do human rights requirements form part of your business agreements and contracts? (Yes/No)

Yes, human rights requirements are integrated into the Company's business agreements and contracts wherever relevant, ensuring alignment with ethical and legal standards.

10 Assessments for the year:

Particulars	% of your plants and offices that were assessed (by entity or statutory authorities or third parties)
Child labour	The Company has conducted internal assessments to ensure compliance with applicable laws and policies related to child labour, forced/involuntary labour, sexual harassment, workplace discrimination, and wage-related practices. For the year FY 2024-25, no adverse observations or issues were reported by statutory authorities or third parties across any of the Company's plants or offices.
Forced/involuntary labour	
Sexual harassment	
Discrimination at workplace	
Wage	
Others – please specify	

- 11 Provide details of any corrective actions taken or underway to address significant risks / concerns arising from the assessments at Question 9 above.**

Not Applicable

LEADERSHIP INDICATORS

- 1 Details of a business process being modified/introduced as a result of addressing human rights grievances / complaints.**

Not Applicable

- 2 Details of the scope and coverage of any Human rights due-diligence conducted.**

No such due diligence conducted

- 3 Is the premise/office of the entity accessible to differently abled visitors, as per the requirements of the Rights of Persons with Disabilities Act, 2016?**

Yes

- 4 Details on assessment of value chain partners:**

Particulars	% of value chain partners (by value of business done with such partners) that were assessed
Child labour	The Company expects all its value chain partners to uphold similar values, beliefs, and ethical standards with respect to child labour, forced labour, sexual harassment, discrimination, and fair wages. However, no formal evaluation or assessment of such partners has been conducted during the year.
Forced/involuntary labour	
Sexual harassment	
Discrimination at workplace	
Wages	
Others – please specify	

- 5 Provide details of any corrective actions taken or underway to address significant risks / concerns arising from the assessments at Question 4 above.**

Not Applicable

PRINCIPLE 6: Businesses should respect and make efforts to protect and restore the environment

ESSENTIAL INDICATORS

- 1. Details of total energy consumption (in Joules or multiples) and energy intensity, in the following format:**

[in Giga Joules (GJ)]

Parameter	CY 2024-2025	PY 2023-2024
From renewable sources		
Total electricity consumption (A)	0	0
Total fuel consumption (B)	0	0
Energy consumption through other sources (C)	0	0
Total energy consumed from renewable sources (A+B+C)	0	0
From non-renewable sources		
Total electricity consumption (D)	2,790.27	2,491.31
Total fuel consumption (E)	1.95	1.74
Energy consumption through other sources (F)	0	0
Total energy consumed from non- renewable sources (D+E+F)	2,792.22	2,493.05
Total energy consumed (A+B+C+D+E+F)	2,792.22	2,493.05

Energy intensity per rupee of turnover (Total energy consumption/turnover in rupees) (GJ per ₹ in Lakhs)	0.00000000865	0.00000000890
Energy intensity per rupee of turnover adjusted for Purchasing Power Parity (PPP) (Total energy consumed / Revenue from operations adjusted for PPP)	1.15	1.09
Energy intensity in terms of physical output (GJ / Total Employees)	6.79	6.15
Energy intensity (optional) – the relevant metric may be selected by the entity	0	0

Note:

Energy consumed from fuels include energy from consumption of diesel in company's gensets.

For the purpose of calculation of intensity, adjusted purchasing power parity (PPP), conversion factor @20.66 ₹/USD as per International Monetary Fund (IMF) has been considered.

Indicate if any independent assessment/evaluation/assurance has been carried out by an external agency? (Y/N) If yes, name of the external agency:

Yes, an independent assurance has been carried out by Ekobon Technologies LLP for the FY 24-25 indicators in the table above.

2. **Does the entity have any sites / facilities identified as designated consumers (DCs) under the Performance, Achieve and Trade (PAT) Scheme of the Government of India? (Y/N) If yes, disclose whether targets set under the PAT scheme have been achieved. In case targets have not been achieved, provide the remedial action taken, if any.**

Not Applicable

3. **Provide details of the following disclosures related to water, in the following format:**

Parameter	CY 2024-2025	PY 2023-2024
Water withdrawal by source (in kilolitres)		
(i) Surface water	0	0
(ii) Groundwater	0	0
(iii) Third party water	4872.81	4687.62
(iv) Seawater / desalinated water	0	0
(v) Others	0	0
Total volume of water withdrawal (in kilolitres) (i + ii + iii + iv + v)	4872.81	4687.62
Total volume of water consumption (in kilolitres)	4872.81	4687.62
Water intensity per rupee of turnover (Total water consumption / Revenue from operations)	0.000002013	0.000002056
Water intensity per rupee of turnover adjusted for Purchasing Power Parity (PPP) (Total water consumption / Revenue from operations adjusted for PPP)	0.0000416	0.000042
Water intensity in terms of physical output - Total water consumption ÷ total employees	11.57	11.58
Water intensity (optional) – the relevant metric may be selected by the entity	NA	NA

Indicate if any independent assessment/evaluation/assurance has been carried out by an external agency? (Y/N) If yes, name of the external agency:

Yes, an independent assurance has been carried out by Ekobon Technologies LLP for the FY 24-25 indicators in the table above.

The Company's use of water is strictly limited to human consumption. As we are not a manufacturing organisation, the prescribed table does not apply to the Company. Hence, We are not required to fill out the table in the prescribed format. In the office, efforts have been made to ensure that water is used sparingly. Sensor taps are put in office washrooms in a variety of offices to reduce water consumption. Domestic trash (sewage) from offices and branches is not allowed to enter aquatic bodies without treatment.

4. Provide the following details related to water discharged:

Parameter	CY 2024-2025	PY 2023-2024
Water discharge by destination and level of treatment (in kilolitres)		
(i) To Surface water		
No treatment	4,468.27	4,298.45
With treatment please-specify level of treatment	181.36	174.47
(ii) To Groundwater		
No treatment	NA	NA
With treatment please-specify level of treatment	NA	NA
(iii) To Seawater		
No treatment	NA	NA
With treatment please-specify level of treatment	NA	NA
(iv) Sent to third-parties		
No treatment	NA	NA
With treatment please-specify level of treatment	NA	NA
(v) Others		
No treatment	NA	NA
With treatment please-specify level of treatment	NA	NA
Total water discharged (in kilolitres)	4,649.63	4,472.92

Note: The variance between water withdrawn and discharged (approx. 223 KL in FY 2024–25 and 213 KL in FY 2023–24) is attributable to evaporation, landscaping, pantry/kitchen use, and internal retention of grey water. This is consistent across both years and does not indicate unaccounted discharge

Indicate if any independent assessment/evaluation/assurance has been carried out by an external agency? (Y/N) If yes, name of the external agency:

Yes, an independent assurance has been carried out by Ekobon Technologies LLP for the FY 24-25 indicators in the table above.

5. Has the entity implemented a mechanism for Zero Liquid Discharge? If yes, provide details of its coverage and implementation.

A formal Zero Liquid Discharge (ZLD) mechanism is not applicable given the nature of the Company's operations (office-based, financial services). Nevertheless, the Company has implemented water minimization measures such as rainwater harvesting, low-flow fixtures, and sensor-based taps to reduce discharge volumes.

6. Please provide details of air emissions (other than GHG emissions) by the entity, in the following format:

Parameter	Please specify unit	CY 2024-2025	PY 2023-2024
NOx	Not Applicable	The company is a service provider and not a manufacturing concern and hence this point is not applicable.	
SOx	Not Applicable		
Particulate matter (PM)	Not Applicable		
Persistent organic pollutants (POP)	Not Applicable		
Volatile organic compounds (VOC)	Not Applicable		
Hazardous air pollutants (HAP)	Not Applicable		
Others—please specify	Not Applicable		

Indicate if any independent assessment/evaluation/assurance has been carried out by an external agency? (Y/N) If yes, name of the external agency:

Not Applicable

7 Provide details of greenhouse gas emissions (Scope 1 and Scope 2 emissions) & its intensity, in the following format:

Parameter	Unit	CY 2024-2025	PY 2023-2024
Total Scope 1 emissions (Break-up of the GHG into CO ₂ , CH ₄ , N ₂ O, HFCs, PFCs, SF ₆ , NF ₃ , if available)	Metric tonnes of CO ₂ equivalent	0.15	0.13
Total Scope 2 emissions (Break-up of the GHG into CO ₂ , CH ₄ , N ₂ O, HFCs, PFCs, SF ₆ , NF ₃ , if available)	Metric tonnes of CO ₂ equivalent	555.43	495.92
Total Scope 1 and Scope 2 emission intensity per rupee of turnover (Total Scope 1 and Scope 2 GHG emissions / Revenue from operations)	Metric tonnes of CO ₂ e / Revenue	0.000000229	0.000000217
Total Scope 1 and Scope 2 emission intensity per rupee of turnover adjusted for Purchasing Power Parity (PPP) (Total Scope 1 and Scope 2 GHG emissions / Revenue from operations adjusted for PPP)	Metric tonnes of CO ₂ e / Revenue-adjusted for PPP	0.00000474	0.00000447
Total Scope 1 and Scope 2 emission intensity in terms of physical output		1.32	1.22
Total Scope 1 and Scope 2 emission intensity (optional) – the relevant metric may be selected by the entity		NA	NA

Indicate if any independent assessment/evaluation/assurance has been carried out by an external agency? (Y/N) If yes, name of the external agency:

Yes, an independent assurance has been carried out by Ekobon Technologies LLP for the FY 24-25 indicators in the table above.

8 Does the entity have any project related to reducing Green House Gas emission? If Yes, then provide details.

Yes. Although Arihant Capital's operations are service-based and not energy intensive, the company has launched initiatives to reduce its carbon footprint and associated greenhouse-gas emissions. These

include:**Energy-efficient facilities:** Arihant has systematically replaced conventional lighting with LEDs and invested in energy-efficient office infrastructure to lower electricity consumption **Paperless, digital workflows:** The firm has implemented paperless processes-such as e-KYC platforms and digital account statements-which reduce paper use, minimise client travel and therefore cut indirect emissions **Tree-plantation campaign:** Through the “Start a SIP, Plant a Tree” programme, Arihant partnered with the Prasiddhi Forest Foundation to fund and plant over 500 trees around Indore, helping to offset emissions and raise environmental awareness Together, these measures serve as the company’s primary projects to prevent and offset greenhouse-gas emissions.

9 Provide details related to waste management by the entity, in the following format:

Parameter	CY 2024-2025	PY 2023-2024
Total Waste generated (in metric tonnes)		
Plastic waste (A)	The plastic waste generated from our office premises is minimal, as the majority of plastics used, including plastic bags, are biodegradable. The negligible amount of plastic waste produced is not significant enough to be relevant to our operations.	
E-waste (B)	0.14	0.13
Bio-medical waste ©	Not Applicable	
Construction and demolition waste (D)		
Battery waste (E)		
Radioactive waste (F)		
Other Hazardous waste. Please specify, if any. (G)		
Other Non-hazardous waste generated (H). Please specify, if any.		
(Break-up by composition i.e. By materials relevant to the sector)	0.95	0.91
Total (A+B+C+D+E+F+G+H)	1.09	1.04
Parameter	CY 2024-2025	PY 2023-2024
Waste intensity per rupee of turnover (Total waste generated / Revenue from operations)	0.00000000454	0.000000004610
Waste intensity per rupee of turnover adjusted for Purchasing Power Parity (PPP) (Total waste generated / Revenue from operations adjusted for PPP)	0.0000000938	0.0000000953
Waste intensity in terms of physical output	NA	NA
Waste intensity (optional) – the relevant metric may be selected by the entity	NA	NA
For each category of waste generated, total waste recovered through recycling, re-using or other recovery operations (in metric tonnes)		
Category of waste	CY 2024-2025	PY 2023-2024
(i) Recycled	Negligible	0.66
(ii) Re-used	No waste is currently reused in either year	No waste is currently reused in either year

(iii) Other recovery operations	No energy-from-waste or other recovery activities are applicable.	No energy-from-waste or other recovery activities are applicable.
Total	Negligible	0.66

For each category of waste generated, total waste disposed by nature of disposal method (in metric tonnes)

Category of waste	CY 2024-2025	PY 2023-2024
(i) Incineration	Our waste generation is minimal and consequently there is no requirement of incineration or landfilling activities.	Our waste generation is minimal and consequently there is no requirement of incineration or landfilling activities.
(ii) Landfilling		
(iii) Other disposal operations		
Total	0	0

Note : In FY 2024–25, office waste was segregated and provided to authorized recyclers. While the volumes were negligible compared to total waste generated, recycling practices are in place. Hence, recycling is disclosed as ‘negligible’ rather than ‘nil’. In FY 2023–24, approximately 0.66 MT of waste was recycled

Indicate if any independent assessment/evaluation/assurance has been carried out by an external agency? (Y/N) If yes, name of the external agency:

Yes, an independent assurance has been carried out by Ekobon Technologies LLP for the FY 24-25 indicators in the table above.

10 Briefly describe the waste management practices adopted in your establishments. Describe the strategy adopted by your company to reduce usage of hazardous and toxic chemicals in your products and processes and the practices adopted to manage such wastes.

Arihant Capital’s waste management begins with source segregation: dry recyclables and wet organics are separated in offices; dry waste is sent to authorised recyclers and wet waste is handed over to municipal composting services. E-waste is channelled to certified recyclers, while single-use plastics have been virtually eliminated through point-of-use water filtration and the use of reusable cups and bottles. Because it is a financial services company, there is no use of hazardous or toxic chemicals in its operations. The firm nonetheless specifies eco-friendly, low-VOC cleaning agents and biodegradable consumables in procurement contracts and relies on licensed vendors for safe disposal of any equipment containing oils or batteries, ensuring compliance with applicable environmental regulations.

11 If the entity has operations/offices in/around ecologically sensitive areas (such as national parks, wildlife sanctuaries, biosphere reserves, wetlands, biodiversity hotspots, forests, coastal regulation zones etc.) where environmental approvals / clearances are required, please specify details in the following format:

Not Applicable

12 Details of environmental impact assessments of projects undertaken by the entity based on applicable laws, in the current financial year:

Not Applicable

13 Is the entity compliant with the applicable environmental law/ regulations/ guidelines in India; such as the Water (Prevention and Control of Pollution) Act, Air (Prevention and Control of Pollution) Act, Environment protection act and rules thereunder (Y/N). If not, provide details of all such non-compliances, in the following format:

Not Applicable

LEADERSHIP INDICATORS

14 Water withdrawal, consumption and discharge in areas of water stress (in kilolitres):

For each facility / plant located in areas of water stress, provide the following information:

- (i) Name of the area - NA
- (ii) Nature of operations - NA
- (iii) Water withdrawal, consumption and discharge in the following format::

Parameter	CY 2024-2025	PY 2023-2024
Water withdrawal by source (in kilolitres)		
(i) Surface water	NA	NA
(ii) Groundwater		
(iii) Third party water		
(iv) Seawater / desalinated water		
(v) Others		
Total volume of water withdrawal (in kilolitres)	NA	NA
Total volume of water consumption (in kilolitres)		
Water intensity per rupee of turnover (Water consumed / turnover)		
Water intensity (optional) – the relevant metric may be selected by the entity		
Water discharge by destination and level of treatment (in kilolitres)		
(i) Into Surface water	NA	NA
- No treatment		
- With treatment – please specify level of treatment		
(ii) Into Groundwater		
- No treatment		
- With treatment – please specify level of treatment		
(iii) Into Seawater		
- No treatment		
- With treatment – please specify level of treatment		
(iv) Sent to third-parties		
- No treatment		
- With treatment – please specify level of treatment		
(v) Others		
- No treatment		
- With treatment – please specify		
level of treatment		
Total water discharged (in kilolitres)		

Indicate if any independent assessment/evaluation/assurance has been carried out by an external agency? (Y/N) If yes, name of the external agency:

Not Applicable

2 Please provide details of total Scope 3 emissions & its intensity, in the following format:

Parameter	Unit	FY 2024-2025	FY 2023-2024
Total Scope 3 emissions (Break-up of the GHG into CO2, CH4, N2O, HFCs, PFCs, SF6, NF3, if available)	Metric tonnes of CO2 equivalent	As a service-oriented business primarily involved in the flow of information and financial transactions, the Company believes that its	

Total Scope 3 emissions per rupee of turnover	tCO ₂ e/?	operations do not result indirect emissions that adversely impact the environment. Given the nature of our services, the Company currently does not measure Scope 3 emissions.
Total Scope 3 emission intensity (optional) – the relevant metric may be selected by the entity	Metric tonnesCO ₂ e / TotalEmployees	

Note : Currently, Scope 3 emissions (such as financed emissions, employee commute, and upstream/downstream activities) have not been quantified. However, the Company recognizes their significance and intends to evaluate methodologies in line with global frameworks (e.g., PCAF and GHG Protocol Scope 3 Standard) in future reporting cycles.

Indicate if any independent assessment/evaluation/assurance has been carried out by an external agency? (Y/N) If yes, name of the external agency:

Not Applicable

3 With respect to the ecologically sensitive areas reported at Question 10 of Essential Indicators above, provide details of significant direct & indirect impact of the entity on biodiversity in such areas along-with prevention and remediation activities.

Since Arihant Capital operates purely as a financial-services provider, its activities do not directly impact ecologically sensitive areas or local biodiversity. Nonetheless, the company recognises its duty to mitigate any indirect effects. Before constructing or acquiring new office premises, Arihant Capital secures all necessary permissions and no-objection certificates from relevant authorities. This vetting process ensures that projects comply with statutory requirements and that potential impacts on biodiversity are assessed and mitigated.

4 If the entity has undertaken any specific initiatives or used innovative technology or solutions to improve resource efficiency, or reduce impact due to emissions/ effluent discharge /waste generated, please provide details of the same as well as outcome of such initiatives, as per the following format:

S. N.	Initiative	Details of the initiative (Web-link, if any, may be provided along-with summary)	Outcome of the initiative
1	Energy-efficient and paperless operations	Implemented energy-efficient LEDs across all offices and modernized operational technology to reduce energy use. Launched a fully paperless AI-driven eKYC platform allowing clients to open accounts and access statements online. See more: https://blog.arihantcapital.com/sustainability-arihant-how-arihant-capital-is-committed-to-reduce-its-carbon-footprint/	Significant reduction in electricity consumption and paper use; lower carbon footprint; improved operational efficiency; reduced need for physical document storage and travel.
2	Tree plantation & green CSR initiatives	Conducted the 'Start a SIP, Plant a Tree' campaign in partnership with Prasadhi Singh, planting over 500 trees in and around Indore. See more: https://blog.arihantcapital.com/sustainability-arihant-how-arihant-capital-is-committed-to-reduce-its-carbon-footprint	Enhanced local green cover and carbon sequestration, increased community engagement and CSR impact.

3	Reduce, reuse & recycle programme	Introduced point-of-use water filtration systems to eliminate single-use plastic bottles. Encouraged reusable ceramic cups and segregated waste for recycling and composting. See more: https://blog.arihantcapital.com/sustainability-arihant-how-arihant-capital-is-committed-to-reduce-its-carbon-footprint/	Prevented millions of single-use cups and bottles from waste streams, improved recycling rates and waste management.
4	Vendor sustainability & compliance	Ensures environmental permits and no-objection certificates from authorities for new office buildings. Prioritizes vendors that align with sustainability values and practices.	Ensures environmental compliance, minimizes ecological footprint from property projects, and promotes responsible supply chain.

5 Does the entity have a business continuity and disaster management plan? Give details in 100 words/ web link.

The Company has a formal Business Continuity & Disaster Recovery Policy & Plan in place. This policy establishes a company-wide business-continuity programme with procedures for developing, implementing, exercising and maintaining business-specific continuity plans. It identifies potential disruptions-such as natural disasters or cyber-attacks-and sets out prevention and recovery measures designed to protect personnel and assets and ensure critical operations can resume quickly. Regular tests and mock drills are conducted to locate and correct weaknesses. The policy is periodically reviewed and updated to address emerging risks.

6 Disclose any significant adverse impact to the environment, arising from the value chain of the entity. What mitigation or adaptation measures have been taken by the entity in this regard.

Given its purely service-oriented nature, the Company's activities and value chain do not generate significant environmental impacts. Arihant Capital's operations involve primarily office-based services and do not entail manufacturing, resource extraction or other activities that typically affect biodiversity, air or water quality. Consequently, no material adverse impacts on the environment have been identified across its supply chain. Nonetheless, the Company actively monitors its suppliers and partners to ensure compliance with all relevant environmental regulations, and it engages only those vendors who follow sustainable practices. In the event any risk is identified, appropriate mitigation or remediation steps are taken promptly.

7 Percentage of value chain partners (by value of business done with such partners) that were assessed for environmental impacts.

Nil

8 How many Green Credits have been generated or procured by the listed entity?

Nil

PRINCIPLE 7 Businesses, when engaging in influencing public and regulatory policy, should do so in a manner that is responsible and transparent

ESSENTIAL INDICATORS

1 a Number of affiliations with trade and industry chambers/ associations.

The Company was a member of 2 (Two) trade and industry chambers/associations during the FY 2024-25.

b List the top 10 trade and industry chambers/ associations (determined based on the total members of such body) the entity is a member of/ affiliated to.

S. No.	Name of the trade and industry chambers/ associations	Reach of trade and industry chambers/ associations (State/National)
1	Association of National Exchange Members of India	National
2	Indore Management Association	State

- 2 Provide details of corrective action taken or underway on any issues related to anticompetitive conduct by the entity, based on adverse orders from regulatory authorities.**
Not Applicable

LEADERSHIP INDICATORS

- 1. Details of public policy positions advocated by the entity:**
Not Applicable

PRINCIPLE 8 Businesses should promote inclusive growth and equitable development

ESSENTIAL INDICATORS

- 1 Details of Social Impact Assessments (SIA) of projects undertaken by the entity based on applicable laws, in the current financial year.**
Please refer CSR Annexure- B which is part of the Annual Report
- 2 Provide information on project(s) for which ongoing Rehabilitation and Resettlement (R&R) is being undertaken by your entity, in the following format:**
Not Applicable
- 3 Describe the mechanisms to receive and redress grievances of the community**
The company has established a complaint register in the HR department to address issues raised by various stakeholder groups. Complaints are reviewed regularly, and appropriate actions are taken to resolve them.
- 4 Percentage of input material (inputs to total inputs by value) sourced from suppliers:**

Particulars	CY 2024-25	PY 2023-24
Directly sourced from MSMEs/ small producers	The company is a service provider and hence this point is Not Applicable	
Sourced directly from within the district and neighbouring districts		

- 5 Job creation in smaller towns – Disclose wages paid to persons employed (including employees or workers employed on a permanent or non-permanent / on contract basis) in the following locations, as % of total wage cost**

Location	CY 2024-25	PY 2023-24
Rural	0	0
Semi-urban	0	0
Urban	10	0
Metropolitan	90	100

(For the purpose of categorization of people employed in rural/semi-urban/urban/metropolitan as per the Reserve Bank of India classification system, the location of employees is considered as on 31 March 2025 as per HR records.)

LEADERSHIP INDICATORS

- 1 **Provide details of actions taken to mitigate any negative social impacts identified in the Social Impact Assessments (Reference: Question 1 of Essential Indicators above):**
Not Applicable
- 2 **Provide the following information on CSR projects undertaken by your entity in designated aspirational districts as identified by government bodies:**
Please refer CSR Annexure- B which is part of the Annual Report
- 3 **a Do you have a preferential procurement policy where you give preference to purchase from suppliers comprising marginalized /vulnerable groups? (Yes/No)**
Not applicable
- b From which marginalized /vulnerable groups do you procure?**
Not Applicable
- c What percentage of total procurement (by value) does it constitute?**
Not Applicable
- 4 **Details of the benefits derived and shared from the intellectual properties owned or acquired by your entity (in the current financial year), based on traditional knowledge:**
Not Applicable
- 5 **Details of corrective actions taken or underway, based on any adverse order in intellectual property related disputes wherein usage of traditional knowledge is involved.**
Not Applicable
- 6 **Details of beneficiaries of CSR Projects:**
Please refer CSR Annexure- B which is part of the Annual Report

PRINCIPLE 9 Businesses should engage with and provide value to their consumers in a responsible manner

ESSENTIAL INDICATORS

- 1 **Describe the mechanisms in place to receive and respond to consumer complaints and feedback.**
The Company receives consumer complaints and queries via phone, email, fax, personal visits, letters, and through authorised representatives or branches. Complaints are also received through regulatory authorities, exchanges, legal representatives, consumer forums, SCORES portal, and Smart ODR platforms.
All queries and complaints are segregated and addressed individually, with a detailed response provided after examining the facts.
- 2 **Turnover of products and/ services as a percentage of turnover from all products/service that carry information about:**

	As a percentage to total turnover
Environmental and social parameters relevant to the product	Not Applicable
Safe and responsible usage	Not Applicable
Recycling and/or safe disposal	Not Applicable

3 Number of consumer complaints in respect of the following:

	CY 2024-25			PY 2023-24		
	Received during the year	Pending resolution at end of year	Remarks	Received during the year	Pending resolution at end of year	Remarks
Data privacy	0	0	NA	0	0	NA
Advertising	0	0	NA	0	0	NA
Cyber-security	0	0	NA	0	0	NA
Delivery of essential services	0	0	NA	0	0	NA
Restrictive Trade Practices	0	0	NA	0	0	NA
Unfair Trade Practices	0	0	NA	0	0	NA
Other	0	0	NA	0	0	NA

4 Details of instances of product recalls on account of safety issues:

Not Applicable

5 Does the entity have a framework/ policy on cyber security and risks related to data privacy? (Yes/No) If available, provide a web-link of the policy.

Yes, the policy is available at - (<https://www.arihantcapital.com/investor-relations/governance>)

6 Provide details of any corrective actions taken or underway on issues relating to advertising, and delivery of essential services; cyber security and data privacy of customers; re-occurrence of instances of product recalls; penalty / action taken by regulatory authorities on safety of products / services.

Not Applicable

7 Provide the following information relating to data breaches:

a	Number of instances of data breaches	NA
b	Percentage of data breaches involving personally identifiable information of customers	NA
c	Impact, if any, of the data breaches	NA

LEADERSHIP INDICATORS

1 Channels / platforms where information on products and services of the entity can be accessed (provide web link, if available).

<https://www.arihantcapital.com/>

2 Steps taken to inform and educate consumers about safe and responsible usage of products and/or services.

The Company conducts pan-India customer awareness programmes to disseminate information on safe and responsible usage.

3 Mechanisms in place to inform consumers of any risk of disruption/discontinuation of essential services.

Consumers are informed via SMS, email, and updates on the Company's website.

4 Does the entity display product information on the product over and above what is mandated as per local laws? (Yes/No/Not Applicable) If yes, provide details in brief. Did your entity carry out any survey with regard to consumer satisfaction relating to the major products / services of the entity, significant locations of operation of the entity or the entity as a whole? (Yes/No)

Not Applicable

Independent Assurance Report

To

The Board of Directors

Arihant Capital Markets Limited

Subject: Independent Reasonable Assurance Report on KPIs/Metrics in the Business Responsibility and Sustainability Report (BRSR) of Arihant Capital Markets Limited

Introduction

EkoBon Technologies LLP (“EkoBon”) has been engaged by Arihant Capital Markets Limited (“the Company”) to provide an independent assurance report on selected sustainability disclosures contained in the Company’s Business Responsibility and Sustainability Report (BRSR) for the financial year 2024 25. This engagement is carried out pursuant to Regulation 34(2)(f) of the Securities and Exchange Board of India (SEBI) Listing Obligations and Disclosure Requirements.

Scope of Work

SEBI’s guidance divides BRSR indicators into a set of Core disclosures requiring reasonable assurance and other indicators requiring limited assurance. Our scope therefore comprised two levels of assurance:

- **Reasonable assurance on Core indicators** – covering energy consumption and intensity; greenhouse gas (GHG) emissions (Scope 1 and Scope 2) and their intensities; water withdrawal and consumption; waste generation and disposal; gender diversity and inclusion; training hours; occupational health and safety metrics; community investments; and other essential sustainability metrics.
- **Limited assurance on Other indicators** – covering the remainder of the sustainability disclosures provided in the Company’s BRSR for FY 2024 25.

Criteria and Reporting Framework

The disclosures subject to assurance have been prepared in accordance with SEBI’s Business Responsibility and Sustainability Reporting (BRSR) format and related guidance. In assessing and attesting these indicators we used the criteria established by the Company in its sustainability policies, internal management systems, applicable national and international standards, and the requirements set out in the SEBI BRSR Core framework.

Responsibilities

Management’s responsibility

Preparation and presentation of the BRSR, including identifying material issues, measuring performance indicators and disclosing qualitative and quantitative information, rests with the Company’s management. Management is responsible for designing, implementing and maintaining internal controls relevant to the preparation of these disclosures and for ensuring that the data underlying the sustainability disclosures is accurate, complete and free from material misstatement.

Assurance provider’s responsibility

Our responsibility is to express an independent opinion on the selected Core and Other indicators based on the procedures performed. We conducted our engagement in accordance with the International Standard on Assurance Engagements (ISAE) 3000 (Revised), Assurance Engagements other than Audits or Reviews of Historical Financial Information, and ISAE 3410, Assurance Engagements on Greenhouse Gas Statements. These standards require that we plan and perform the engagement to obtain reasonable assurance about whether the Core indicators, and limited assurance about whether the Other indicators, are free from material misstatement.

Methodology

For the Core indicators, our procedures included assessing the appropriateness of the reporting criteria; understanding the processes used to generate, consolidate and report the indicators; interviewing management and relevant staff; reviewing policies, procedures and documentation; evaluating the design of internal controls; and performing sampling, recalculation and analytical reviews of underlying data.

For the indicators subject to limited assurance, we interviewed management and staff, conducted analytical reviews and performed limited tests of underlying records. The evidence obtained is sufficient and appropriate to provide a basis for the conclusions expressed in this report.

Conclusion

Reasonable assurance conclusion on Core indicators

Based on the procedures performed and the evidence obtained, in our opinion the Core indicators contained in Arihant Capital Markets Limited's BRSR for the financial year 2024 25 have been prepared, in all material respects, in accordance with the criteria described above.

Limited assurance conclusion on Other indicators

Based on the procedures performed and the evidence obtained, nothing has come to our attention that causes us to believe that the Other indicators contained in Arihant Capital Markets Limited's BRSR for the financial year 2024 25 have not been prepared, in all material respects, in accordance with the criteria described above.

Independence and Competence

We are independent of Arihant Capital Markets Limited in accordance with the Code of Ethics issued by the Institute of Chartered Accountants of India and have fulfilled our other ethical responsibilities in accordance with this Code. Our firm applies a comprehensive quality management system designed to ensure that our engagements are carried out with professional competence, due care and skill. Our team comprises professionals experienced in ESG reporting, sustainability assurance and the financial services sector.

Restriction on Use

This report is issued at the request of Arihant Capital Markets Limited solely for inclusion in its Business Responsibility and Sustainability Report. It should not be used for any other purpose without the prior written consent of EkoBon Technologies LLP.

Annexure 1 – Core BRSR indicators subject to reasonable assurance

The Core indicators covered under the reasonable assurance engagement include measures relating to energy consumption and intensity; GHG emissions (Scope 1 and Scope 2) and their intensities; water withdrawal and consumption; waste generation and disposal; gender diversity and inclusion; employee training hours; occupational health and safety metrics; community investments; and other essential sustainability metrics prescribed by SEBI's BRSR Core framework.

For **EkoBon Technologies LLP**

Nikhil Jain

Managing Partner and CEO

Independent Assurance Provider

Date: 07 July, 2025

Place: Indore, Madhya Pradesh

Annexure 1

S.N.	Attribute	Parameter (key metrics reported)	BRSR Indicator*
1	Greenhouse gas (GHG) footprint	• Total Scope 1 emissions (tCO ₂ e) and Scope 2 emissions (tCO ₂ e) • GHG emission intensity (Scope 1 + 2) based on revenue (tCO ₂ e/₹), adjusted for PPP, and per employee	Principle 6 – E 7
2	Water footprint	• Total water consumption (kL) • Water intensity based on revenue, PPP and physical output (kL/₹; kL/Intl. \$; kL/employee) • Water discharge by destination and levels of treatment	Principle 6 – E 3 and E 4
3	Energy footprint	• Total energy consumed (GJ) • Percentage of energy from renewable sources • Energy intensity based on revenue, PPP and physical output (GJ/₹; GJ/Intl. \$; GJ/employee)	Principle 6 – E 1
4	Embracing circularity waste management	• Plastic, e waste, bio medical, construction & demolition, radioactive, other hazardous and other non hazardous waste generated (tonnes) • Total waste generated • Waste intensity based on revenue, PPP and physical output • For each category of waste: amount recovered through recycling/re using and amount disposed of by method	Principle 6 – E 9
5	Enhancing employee well being and safety	• Spending on measures for well being of employees and workers as a % of total revenue • Details of safety related incidents for employees and workers (including contract workforce)	Principle 3 – E 1© and E 11
6	Enabling gender diversity in business	• Gross wages paid to female employees as % of total wages paid • Complaints filed under the Prevention of Sexual Harassment (POSH) Act	Principle 5 – E 3(b) and E 7
7	Enabling inclusive development	• Input material sourced from MSMEs/small producers and from within India as % of total purchases • Job creation in smaller towns – wages paid to persons employed in smaller towns (permanent or contract) as % of total wage cost	Principle 8 – E 4 and E 5
8	Fairness in engaging with customers and suppliers	• Instances of loss/breach of customer data as a % of total data breaches or cybersecurity events • Number of days of accounts payable (Trade payables ÷ Other expenses, expressed in days)	Principle 9 – E 7 and Principle 1 – E 8
9	Open ness of business	• Concentration of purchases and sales done with trading houses/dealers/related parties (purchases or sales with related parties as % of total) • Loans and advances to related parties and investments in related parties as % of total loans/advances and investments	Principle 1 – E 9

*Indicator references correspond to SEBI's BRSR Core indicator numbering for each principle. Arihant Capital's FY 2024 25 BRSR data for the metrics above (e.g., energy consumed, Scope 1 and Scope 2 emissions, water consumption, waste generation, employee and diversity metrics) are reported within the relevant sections of the BRSR.

INDEPENDENT AUDITOR'S REPORT

To the Members of

ARIHANT CAPITAL MARKETS LIMITED

Report on the Audit of the Standalone Ind AS Financial Statements

Opinion

We have audited the accompanying standalone Ind AS financial statements of **ARIHANT CAPITAL MARKETS LIMITED** ("the Company"), which comprise the Balance Sheet as at March 31, 2025, the Statement of Profit and Loss, (including the statement of Other Comprehensive Income), Statement of Changes in Equity and statement of Cash Flows for the year then ended, and notes to the standalone Ind AS financial statements, including, a summary of material accounting policies and other explanatory information. (Hereinafter referred to as the "standalone financial statements").

In our opinion and to the best of our information and according to the explanations given to us, the aforesaid standalone Ind AS financial statements give the information required by the Companies Act, 2013 ("the Act"), in the manner so required and give a true and fair view in conformity with the Indian Accounting Standard prescribed under section 133 of the act read with the companies (Indian Accounting Standards) rules, 2015 as amended, ("Ind AS") and other principles generally accepted in India, of the state of affairs of the Company as at 31st March, 2025, and its Profit, and other comprehensive income, changes in equity and its cash flows for the year ended on that date.

Basis for Opinion

We conducted our audit of the standalone Ind AS financial statements in accordance with the Standards on Auditing (SAs) specified under section 143(10) of the Companies Act, 2013. Our responsibilities under those Standards are further described in the 'Auditor's Responsibilities for the Audit of the standalone Ind AS financial statements' section of our report. We are independent of the Company in accordance with the 'Code of Ethics' issued by the Institute of Chartered Accountants of India together with the ethical requirements that are relevant to our audit of the standalone Ind AS financial statements under the provisions of the Companies Act, 2013 and the Rules there under, and we have fulfilled our other ethical responsibilities in accordance with these requirements and the Code of Ethics. We believe that the audit evidence we have obtained is sufficient and appropriate to provide a basis for our opinion on the standalone Ind AS financial statements.

Key Audit Matters

Key audit matters ('KAM') are those matters that, in our professional judgment, were of most significance in our audit of the standalone Ind AS financial statements of the current period. These matters were addressed in the context of our audit of the standalone Ind AS financial statements as a whole, and in forming our opinion thereon, and we do not provide a separate opinion on these matters.

Information Other than the standalone Ind AS financial statements and Auditor's Report Thereon

The Company's Management and Board of Directors are responsible for the other information. The other information comprises the information included in the Management Discussion and Analysis, Board's Report including Annexure to Board's Report, Business Responsibility Report, Corporate Governance and Shareholder's Information, but does not include the Standalone Ind AS financial statements and our auditor's report thereon.

Our opinion on the standalone Ind AS financial statements does not cover the other information and we do not express any form of assurance conclusion thereon.

In connection with our audit of the standalone Ind AS financial statements, our responsibility is to read the other information identified above and, in doing so, consider whether such other information is materially inconsistent with the standalone Ind AS financial statements or our knowledge obtained in the audit or otherwise appears to be materially misstated. Based on the work we have performed, we conclude that there is no material misstatement of this other information;

Management's Responsibility for the Standalone Ind AS financial statements

The Company's Management and Board of Directors are responsible for the matters stated in Section 134(5) of the Companies Act, 2013 ("the Act") with respect to the preparation of these financial statements that give a true and fair view of the state of affairs, Profit/Loss (and other comprehensive income, changes in equity and cash flows of the Company in accordance with the accounting principles generally accepted in India, including the Indian Accounting Standards ("Ind AS") specified under section 133. This responsibility also includes maintenance of adequate accounting records in accordance with the provisions of the Act for safeguarding of the assets of the Company and for preventing and detecting frauds and other irregularities; selection and application of appropriate accounting policies; making judgments and estimates that are reasonable and prudent; and design, implementation and maintenance of adequate internal financial controls, that were operating effectively for ensuring the accuracy and completeness of the accounting records, relevant to the preparation and presentation of the standalone Ind AS financial statements that give a true and fair view and are free from material misstatement, whether due to fraud or error.

In preparing the standalone Ind AS financial statements, management and Board of Directors are responsible for assessing the Company's ability to continue as a going concern, disclosing, as applicable, matters related to going concern and using the going concern basis of accounting unless management either intends to liquidate the Company or to cease operations, or has no realistic alternative but to do so.

The Management and Board of Directors are responsible for overseeing the Company's financial reporting process.

Auditor's Responsibility for the standalone Ind AS financial statements

Our objectives are to obtain reasonable assurance about whether the standalone Ind AS financial statements as a whole are free from material misstatement, whether due to fraud or error, and to issue an auditor's report that includes our opinion. Reasonable assurance is a high level of assurance, but is not a guarantee that an audit conducted in accordance with SAs will always detect a material misstatement when it exists. Misstatements can arise from fraud or error and are considered material if, individually or in the aggregate, they could reasonably be expected to influence the economic decisions of users taken on the basis of these standalone Ind AS financial statements.

As part of audit in accordance with SAs, we exercise professional judgment and maintain professional skepticism throughout the audit. We also:

1. Identify and assess the risks of material misstatement of the standalone Ind AS financial statements, whether due to fraud or error, design and perform audit procedures responsive to those risks, and obtain audit evidence that is sufficient and appropriate to provide a basis for our opinion. The risk of not detecting a material misstatement resulting from fraud is higher than for one resulting from error, as fraud may involve collusion, forgery, intentional omissions, misrepresentations, or the override of internal control.
2. Obtain an understanding of internal control relevant to the audit in order to design audit procedures that are appropriate in the circumstances. Under section 143(3)(i) of the Companies Act, 2013, we are also responsible for expressing our opinion on whether the company has adequate internal financial controls system in place and the operating effectiveness of such controls.
3. Evaluate the appropriateness of accounting policies used and the reasonableness of accounting estimates and related disclosures made by management.
4. Conclude on the appropriateness of management's use of the going concern basis of accounting and, based on the audit evidence obtained, whether a material uncertainty exists related to events or conditions that may cast significant

doubt on the Company's ability to continue as a going concern. If we conclude that a material uncertainty exists, we are required to draw attention in our auditor's report to the related disclosures in the standalone Ind AS financial statements or, if such disclosures are inadequate, to modify our opinion. Our conclusions are based on the audit evidence obtained up to the date of our auditor's report. However, future events or conditions may cause the Company to cease to continue as a going concern.

5. Evaluate the overall presentation, structure and content of the standalone Ind AS financial statements, including the disclosures, and whether the standalone Ind AS financial statements represent the underlying transactions and events in a manner that achieves fair presentation.

We communicate with those charged with governance regarding, among other matters, the planned scope and timing of the audit and significant audit findings, including any significant deficiencies in internal control that we identify during our audit.

We also provide those charged with governance with a statement that we have complied with relevant ethical requirements regarding independence, and to communicate with them all relationships and other matters that may reasonably be thought to bear on our independence, and where applicable, related safeguards.

From the matters communicated with those charged with governance, we determine those matters that were of most significance in the audit of the Standalone Ind AS financial statements of the current period and are therefore the key audit matters. We describe these matters in our auditor's report unless law or regulation precludes public disclosure about the matter or when, in extremely rare circumstances, we determine that a matter should not be communicated in our report because the adverse consequences of doing so would reasonably be expected to outweigh the public interest benefits of such communication.

Report on Other Legal and Regulatory Requirements

1. As required by the Companies (Auditor's Report) Order, 2020, issued by the Central Government of India in terms of sub-section (11) of section 143 of the Companies Act, 2013, we give in the 'Annexure A', a statement on the matters specified in paragraphs 3 and 4 of the Order, to the extent applicable.
2. With respect to the other matters to be included in the Auditor's Report in accordance with the requirements of section 197(16) of the Act, as amended:

In our opinion and to the best of our information and according to the explanations given to us, the remuneration paid/provided by the Company to its directors during the year is in accordance with the provisions of section 197 of the Act.

3. Further, as required by Section 143 (3) of the Act, we report that:
 - (a) We have sought and obtained all the information and explanations which to the best of our knowledge and belief were necessary for the purposes of our audit.
 - (b) In our opinion, proper books of account as required by law have been kept by the Company so far as it appears from our examination of those books.
 - (c) The Balance Sheet, the Statement of Profit and Loss (including the Statement of Other Comprehensive Income), the Statement of Changes in Equity and the statement of Cash Flow dealt with by this Report are in agreement with the books of account.
 - (d) In our opinion, the aforesaid Standalone Ind AS financial statements comply with the Ind AS specified under Section 133 of the Act.
 - (e) On the basis of the written representations received from the directors as on 31st March, 2025 taken on record by the Board of Directors, none of the directors is disqualified as on 31st March, 2025 from being appointed as a director in terms of Section 164 (2) of the Companies Act, 2013.
 - (f) With respect to the adequacy of the internal financial control over financial reporting of the company with reference to these Standalone Ind AS financial statements and the operating effectiveness of such control, refer to our separate report in Annexure "B".

- (g) With respect to the other matters to be included in the Auditor's Report in accordance with Rule 11 of the Companies (Audit and Auditors) Rules, 2014, in our opinion and to the best of our information and according to the explanations given to us:
- (i) The Company, as detailed in note 40 to the Standalone Ind AS financial statements, has disclosed the impact of pending litigations on its financial position as at 31 March 2025.
 - (ii) The Company has made provision, as required under the applicable law or accounting standards, for material foreseeable losses, if any, on long-term contracts including derivative contracts;
 - (iii) There has been no delay in transferring amounts, required to be transferred, to the Investor Education and Protection Fund by the Company.
 - (iv) (a) The management has represented that, to the best of its knowledge and belief, other than as disclosed in the notes to the accounts, no funds have been advanced or loaned or invested (either from borrowed funds or share premium or any other sources or kind of funds) by the company to or in any other person(s) or entity(ies), including foreign entities ("Intermediaries"), with the understanding, whether recorded in writing or otherwise, that the Intermediary shall, whether, directly or indirectly lend or invest in other persons or entities identified in any manner whatsoever by or on behalf of the company ("Ultimate Beneficiaries") or provide any guarantee, security or the like on behalf of the Ultimate Beneficiaries.

(b) The management has represented, that, to the best of its knowledge and belief, other than as disclosed in the notes to the accounts, no funds have been received by the company from any person(s) or entity(ies), including foreign entities ("Funding Parties"), with the understanding, whether recorded in writing or otherwise, that the company shall, whether, directly or indirectly, lend or invest in other persons or entities identified in any manner whatsoever by or on behalf of the Funding Party ("Ultimate Beneficiaries") or provide any guarantee, security or the like on behalf of the Ultimate Beneficiaries.

(c) Based on such audit procedures that the auditor has considered reasonable and appropriate in the circumstances, nothing has come to their notice that has caused them to believe that the representations under sub-clause (a) and (b) contain any material mis-statement.
 - (v) (a) The final dividend proposed in the previous year, declared and paid by the Company during the year is in accordance with section 123 of the act, as Applicable.

(b) No interim dividend was declared and paid by the company during the year.

(c) The Board of directors of the company have proposed final dividend for the year which is subject to the approval of the members at the ensuing Annual General Meeting. The amount of dividend proposed is in accordance with section 123 of the act, as Applicable.
 - (vi) Based on our examination, which included test checks, the Company has used accounting software for maintaining its books of account for the financial year ended March 31, 2025 which has a feature of recording audit trail (edit log) facility and the same has operated throughout the year for all relevant transactions recorded in the software. Further, during the course of our audit we did not come across any instance of the audit trail feature being tampered with and under proviso to Rule 3(1) of the Companies (Accounts) Rules, 2024 the audit trail has been preserved by the company as per the statutory requirements for record therein.

For : Arora Banthia & Tulsian
Chartered Accountants
Firm Registration No. 007028C

(CA Ajay Tulsian)
Partner
M. No.: 074868
UDIN: 25074868BMUIJE5992
Indore, 10th May, 2025

ANNEXURE “A” TO THE INDEPENDENT AUDITOR'S REPORT

(Referred to in paragraph 1 under 'Report on Other Legal and Regulatory Requirements' section of our report of even date to the Members of **ARIHANT CAPITAL MARKETS LIMITED** on the accounts for the year ended 31st March, 2025)

- (i) In respect of the Company's Property Plant & Equipments:
 - (a) (A) The Company has maintained proper records to show full particulars, including quantitative details and situation of Property Plant & Equipment.
 - (B) The Company has maintained proper records to show full particulars of Intangible assets.
 - (b) The Property Plant & Equipment of the Company are physically verified by the management at regular intervals. During the year, as informed to us, no discrepancies have been noticed on such verification.
 - (c) According to the information and explanations given to us and the records examined by us, we report that the title deeds, comprising all the immovable properties are held in the Company's name as at the balance sheet date.
 - (d) The company has not revalued any of its property, plant and equipment and intangible assets during the year.
 - (e) No proceedings have been initiated or are pending against the company for holding any benami property under the Benami Transactions (Prohibition) Act, 1988 (45 of 1988) and rules made thereunder.
- (ii) In respect of the Company's Inventory:
 - (a) The securities held as stock in trade have been verified by the Management with the statement of holdings provided by depository participants and brokers at reasonable intervals. In our opinion, the frequency of verification is reasonable and no material discrepancies between the book records and the statement of holdings provided by NSDL, other depository participants and brokers have been noticed.
 - (b) During the year the Company has been sanctioned working capital limits in excess of Rs. 5 crore from bank on the basis of security of current assets. The quarterly returns or statements filed by the company with such banks are in agreement with the books of account of the Company.
- (iii) According to the information and explanations given to us and on the basis of our examination of the books of account, the Company has not granted any loans, secured or unsecured, to companies, firms, Limited Liability Partnerships or other parties listed in the register maintained under Section 189 of the Companies Act, 2013. Consequently, the provisions of clauses 3(iii) (a), (b), (c), (d), (e) & (f) of the order are not applicable to the Company.
- (iv) The company has complied with the provisions of section 185 and 186 of Companies Act, 2013 in respect of loans, investments, guarantees and securities, as applicable.
- (v) According to the information and explanation given to us, the company has not accepted deposits from the public within the meaning of the directives issued by the Reserve Bank of India, under provisions of section 73 to 76 or any other relevant provisions of the Companies Act and the rules framed there under.

- (vi) According to the information and explanations given to us, the maintenance of cost records has not been prescribed by the Central Government under sub-section (1) of section 148 of the Companies Act, 2013 in respect of the activities carried by the company.
- (vii) (a) As per the records of the Company, the company is generally regular in depositing the statutory dues including GST, provident fund, employee's state insurance, income tax, sales tax, service tax, duty of customs, duty of excise, value added tax, cess and any other material statutory dues applicable to it with the appropriate authorities. According to the information and explanations given to us, no undisputed amount in respect of GST, income tax, sales tax, service tax, custom duty, excise duty, cess, applicable to it, is outstanding as at the last day of the financial year concerned for a period of more than six months from the date they became payable.
- (b) According to the information and explanations given to us and on the basis of examination of records of the Company there is no provident fund, sales tax, income tax, wealth tax, cess which have not been deposited on account of dispute except for the following instances:

(₹ in Lacs)

Statute In which pending	Nature of Dues	Financial Year	Forum at which Pending	Amount involved
Income Tax Act, 1961	Tax and Interest thereon	2012-13	Commissioner of Income Tax (Appeals)	18.47
Income Tax Act, 1961	Tax and Interest thereon	2017-18	Commissioner of Income Tax (Appeals)	13.20
Income Tax Act, 1961	Penalty	2011-12	Commissioner of Income Tax (Appeals)	1.60
Income Tax Act, 1961	Penalty	2013-14	Commissioner of Income Tax (Appeals)	1.60
Income Tax Act, 1961	Penalty	2014-15	Commissioner of Income Tax (Appeals)	1.20
Income Tax Act, 1961	Tax and Interest thereon	2019-20	Commissioner of Income Tax (Appeals)	30.90

- (viii) There were no transactions relating to previously unrecorded income that have been surrendered or disclosed as income during the year in the tax assessments under the Income Tax Act, 1961 (43 of 1961).
- (ix) (a) In our opinion and according to the information and explanations given to us, the Company has not defaulted in the repayment of loans or borrowings or in the payment of interest thereon to any banks, financial institutions, government or other lender.
- (b) The company is not declared willful defaulter by any bank or financial institution or other lender.
- (c) Term loans were applied for the purpose for which the loans were obtained.
- (d) The funds raised on short term basis have not been utilized for long term purposes.
- (e) The company has not taken any such type of funds from any entity or person on account of or to meet the obligations of its subsidiaries, associates or joint ventures.
- (f) The company has not raised loans during the year on the pledge of securities held in its subsidiaries, joint ventures or associate companies.
- (x) (a) According to the information and explanation given to us and the record examined by us, the Company has not raised any money by way of initial public offer or further public offer during the year. Hence, clause 3(ix) of the order is not applicable.

- (b) Based on our audit procedures and according to the information given by the management, the company has not made any preferential allotment or private placement of shares or convertible debentures.
- (xi) (a) To the best of our knowledge and according to the information and explanations given to us, no material fraud by the Company or on the Company by its officers or employees has been noticed or reported during the course of our audit.
(b) No report under sub-section (12) of section 143 of the Companies Act has been filed by the auditors in Form ADT-4 as prescribed under rule 13 of Companies (Audit and Auditors) Rules, 2014 with the Central Government during the year and upto the date of this year.
(c) according to the information and explanations given to us, there is no whistle-blower complaints received during the year by the company hence this clause is not applicable.
- (xii) Company is not a Nidhi Company as prescribed under Section 406 of the Act. Accordingly, paragraph 3(xii) of the Order is not applicable to the Company.
- (xiii) In our opinion, all transactions with the related parties are in compliance with sections 177 and 188 of Companies Act, 2013 where applicable and the details have been disclosed in the Financial Statements etc. as required by the applicable Indian Accounting Standards.
- (xiv) (a) In our opinion the Company has an adequate internal audit system commensurate with the size and the nature of its business.
(b) We have considered the internal audit reports for the year under audit, issued to the Company during the year in determining the nature, timing and extent of our audit procedures.
- (xv) In our opinion and according to the information and explanations given to us, during the year the Company has not entered into any non-cash transactions with its Directors or persons connected to its directors and hence provisions of section 192 of the Companies Act, 2013 are not applicable to the Company.
- (xvi) (a) According to the information and explanation given to us, the Company is not required to be registered under section 45-IA of the Reserve Bank of India Act, 1934 hence this clause is not applicable.
(b) The company has not conducted any Non-Banking Financial or Housing Finance activities without a valid Certificate of Registration (CoR) from the Reserve Bank of India as per the Reserve Bank of India Act, 1934 hence this clause is not applicable.
(c) The company is not a Core Investment Company (CIC) as defined in the regulations made by the Reserve Bank of India hence this clause is not applicable.
(d) The group has no CIC as part of the group hence this clause is not applicable.
- (xvii) The Company has not incurred cash losses during the financial year covered by our audit and in the immediately preceding financial year.
- (xviii) During the year, the previous statutory auditor resigned due to a casual vacancy. The vacancy was duly filled by the Board of Directors in accordance with the provisions of Section 139(8) of the Companies Act, 2013. We have not come across any matters reported by the outgoing auditor that would impact our audit.
- (xix) On the basis of the financial ratios, ageing and expected dates of realisation of financial assets and payment of financial liabilities, other information accompanying the financial statements, in our opinion no material uncertainty exists as on the date of the audit report that company is capable of meeting its liabilities existing at the date of balance sheet as and when they fall due within a period of one year from the balance sheet date.

- (xx) (a) The company has spent full amount as required to be spent as per the Companies Act 2013. No amount remained unspent which were required to be transferred in respect of other than ongoing projects in Funds specified in Schedule VII to the Companies Act within a period of six months of the expiry of the financial year in compliance with second proviso to sub-section (5) of section 135 of the said Act.
- (b) In respect of ongoing projects, the Company has transferred unspent Corporate Social Responsibility (CSR) amount, to a Special account before the date of this report and within a period of 30 days from the end of the financial year in compliance with the provision of section 135(6) of the Act.

For : Arora Banthia & Tulsiyan
Chartered Accountants
Firm Registration No. 007028C

(CA Ajay Tulsiyan)
Partner
M. No.: 074868
UDIN: 25074868BMUIJE5992
Indore, 10th May, 2025

ANNEXURE “B”

(Referred to in paragraph 2(f) under 'Report on Other Legal and Regulatory Requirements' section of our report even date to the Members of **ARIHANT CAPITAL MARKETS LIMITED** on the accounts for the year ended 31st March, 2025)

Report on the Internal Financial Controls with reference to the aforesaid standalone Ind AS financial statements under Clause (i) of Sub-section 3 of Section 143 of the Companies Act, 2013

We have audited the internal financial controls with reference to Standalone Ind AS financial statements of **Arihant Capital Markets Limited** (“the Company”) as of 31st March 2025 in conjunction with our audit of the Standalone Ind AS financial statements of the Company for the year ended on that date.

Opinion

In our opinion, the Company has, in all material respects, adequate internal financial controls with reference to Standalone Ind AS financial statements and such internal financial controls were operating effectively as at 31st March 2025, based on the internal financial controls with reference to standalone Ind AS financial statements criteria established by the Company considering the essential components of internal control stated in the Guidance Note on Audit of Internal Financial Controls Over Financial Reporting issued by the Institute of Chartered Accountants of India (the “Guidance Note”).

Management's Responsibility for Internal Financial Controls

The Company's management is responsible for establishing and maintaining internal financial controls based on the internal control over financial reporting criteria established by the Company considering the essential components of internal control stated in the Guidance Note on Audit of Internal Financial Controls over Financial Reporting issued by the Institute of Chartered Accountants of India. These responsibilities include the design, implementation and maintenance of adequate internal financial controls that were operating effectively for ensuring the orderly and efficient conduct of its business, including adherence to company's policies, the safeguarding of its assets, the prevention and detection of frauds and errors, the accuracy and completeness of the accounting records, and the timely preparation of reliable financial information, as required under the Companies Act, 2013.

Auditor's Responsibility

Our responsibility is to express an opinion on the Company's internal financial controls with reference to these standalone Ind AS financial statements based on our audit. We conducted our audit in accordance with the Guidance Note on Audit of Internal Financial Controls over Financial Reporting (the “Guidance Note”) and the Standards on Auditing, issued by ICAI and deemed to be prescribed under section 143(10) of the Companies Act, 2013, to the extent applicable to an audit of internal financial controls, both applicable to an audit of Internal Financial Controls and both issued by the Institute of Chartered Accountants of India. Those Standards and the Guidance Note require that we comply with ethical requirements and plan and perform the audit to obtain reasonable assurance about whether adequate internal financial controls over financial reporting with reference to these standalone Ind AS financial statements were established and maintained and if such controls operated effectively in all material respects.

Our audit involves performing procedures to obtain audit evidence about the adequacy of the internal financial controls system over financial reporting with reference to these standalone Ind AS financial statements and their operating effectiveness. Our audit of internal financial controls over financial reporting included obtaining

an understanding of internal financial controls over financial reporting with reference to these Standalone Ind AS financial statements, assessing the risk that a material weakness exists, and testing and evaluating the design and operating effectiveness of internal control based on the assessed risk. The procedures selected depend on the auditor's judgment, including the assessment of the risks of material misstatement of the standalone Ind AS financial statements, whether due to fraud or error.

We believe that the audit evidence we have obtained is sufficient and appropriate to provide a basis for our audit opinion on the Company's internal financial controls system over financial reporting with reference to these standalone Ind AS financial statements.

Meaning of Internal Financial Controls over Financial Reporting

A company's internal financial control with reference to Standalone Ind AS financial statements is a process designed to provide reasonable assurance regarding the reliability of financial reporting and the preparation of Standalone Ind AS financial statements for external purposes in accordance with generally accepted accounting principles. A company's internal financial control over financial reporting includes those policies and procedures that;

1. Pertain to the maintenance of records that, in reasonable detail, accurately and fairly reflect the transactions and dispositions of the assets of the company;
2. Provide reasonable assurance that transactions are recorded as necessary to permit preparation of standalone Ind AS financial statements in accordance with generally accepted accounting principles, and that receipts and expenditures of the company are being made only in accordance with authorizations of management and directors of the company; and
3. Provide reasonable assurance regarding prevention or timely detection of unauthorized acquisition, use, or disposition of the company's assets that could have a material effect on the standalone Ind AS financial statements.

Inherent Limitations of Internal Financial Controls Over Financial Reporting

Because of the inherent limitations of internal financial with reference to financial statement, including the possibility of collusion or improper management override of controls, material misstatements due to error or fraud may occur and not be detected. Also, projections of any evaluation of the internal financial controls with reference to Standalone Ind AS financial statements to future periods are subject to the risk that the internal financial control with reference to Standalone Ind AS financial statements financial statement may become inadequate because of changes in conditions, or that the degree of compliance with the policies or procedures may deteriorate.

For : Arora Banthia & Tulsiyan
Chartered Accountants
Firm Registration No. 007028C

(CA Ajay Tulsiyan)

Partner

M. No.: 074868

UDIN: 25074868BMUIJE5992

Indore, 10th May, 2025

Standalone Balance sheet as at March 31, 2025

(₹ in Lacs)

Particulars	Note No.	March 31, 2025	March 31, 2024
ASSETS			
1 Financial assets			
a. Cash and cash equivalents	4	1,095.92	1,678.24
b. Bank balance other than Cash and cash equivalent	5	38,239.27	37,868.41
c. Derivative financial instruments	6	-	4.47
d. Securities for trade	7	4,824.16	2,905.39
e. Trade receivables	8	9,673.29	9,630.48
f. Loans	9	12,972.70	17,446.95
g. Investments	10	1,974.88	1,582.39
h. Other financial assets	11	1,415.39	1,738.98
		70,195.61	72,855.31
2 Non financial assets			
a. Property, plant and equipment	12	2,622.94	1,209.36
b. Other intangible assets	13	214.05	243.62
c. Other non financial assets	14	663.61	815.81
		3,500.60	2,268.79
Total Assets		73,696.21	75,124.10
LIABILITIES & EQUITY			
LIABILITIES			
1 Financial Liabilities			
a. Derivative financial instruments	15	210.38	-
b. Trade Payables	16		
i) Total outstanding dues of micro & small enterprises		61.13	164.89
ii) Total outstanding dues of creditors other than micro & small enterprises		26,818.41	30,973.59
c. Debt securities	17	2,393.00	4,325.00
d. Borrowings	18	5,776.00	4,921.19
e. Other financial Liabilities	19	2,368.10	4,195.29
		37,627.02	44,579.96
2 Non Financial Liabilities			
a. Current Tax Liabilities (net)	20	41.71	179.73
b. Provisions	21	320.41	261.61
c. Deferred Tax Liabilities (net)	22	147.32	67.56
d. Other non financial liabilities	23	587.99	681.10
		1,097.43	1,190.00
3 Equity			
a. Equity share capital	24	1,041.13	1,041.13
b. Other equity	25	33,930.63	28,313.01
		34,971.76	29,354.14
Total Liabilities & Equity		73,696.21	75,124.10
Notes Forming Part of Standalone Financial statements		1 to 60	
As per our report of even date			
For Arora Banthia & Tulsyan		For and on behalf of the Board	
Chartered Accountants		Mahesh Pancholi	
Firm Reg No: 007028C		Company Secretary	
Ashok Kumar Jain		Membership No. : F7143	
Managing Director		Uttam Maheshwari	
DIN-00184729		Chief Financial Officer	
Arpit Jain		Membership No. : 41913	
Joint Managing Director			
& CEO			
DIN-06544441			
CA. Ajay Tulsyan			
Partner			
Membership No. : 074868			
UDIN : 25074868BMUIJE5992			
Indore, 10 th May, 2025			

Statement of Profit and Loss for the year ended March 31, 2025

(₹ in Lacs)

Particulars	Note No.	March 31, 2025	March 31, 2024
Income			
I Revenue from Operations			
Interest Income	26	8,018.78	6,361.16
Dividend Income	27	37.80	55.62
Fees & Commission Income	28	13,910.53	12,078.66
Net Gain on fair value changes	29	2,168.49	4,398.09
II Other Income	30	69.15	43.21
III Total Income		24,204.75	22,936.74
IV Expenses			
Finance costs	31	1,929.73	1,228.65
Fees and commission expense	32	7,596.27	6,847.34
Impairment on financial instruments	33	-	11.40
Employee Benefits Expenses	34	3,969.27	3,075.15
Depreciation and Amortization Expenses	35	301.39	237.50
Other Expenses	36	3,706.14	2,871.32
Total		17,502.80	14,271.36
V Profit Before Exceptional Items and Tax		6,701.94	8,665.38
VI Exceptional items	37	358.07	33.75
VII Profit Before Tax		7,060.01	8,699.13
VIII Tax Expenses	38		
Current Tax		1,676.28	2,148.95
Deferred Tax		85.31	(33.33)
Total Tax Expenses		1,761.59	2,115.62
IX Profit/(loss) for the year		5,298.42	6,583.51
X Other Comprehensive Income			
(A) Items that will not be reclassified to profit & loss			
Remeasurements of the defined benefit plans		(22.04)	(54.65)
Tax effect relating to above item		5.55	13.75
Total (A)		(16.49)	(40.90)
(B) Items that will be reclassified to profit & loss			
Tax effect relating to above item		-	-
Total (B)		-	-
Total Other Comprehensive Income (A+B)		(16.49)	(40.90)
XI Total Comprehensive Income for the period		5,281.93	6,542.61
XII Earnings per Share	39		
Equity Shares of ₹1 each			
Basic (Amount in ₹)		5.09	6.32
Diluted (Amount in ₹)		4.86	6.32

Notes Forming Part of Standalone Financial statements

1 to 60

As per our report of even date

For Arora Banthia & Tulsian

Chartered Accountants

Firm Reg No: 007028C

CA. Ajay Tulsian

Partner

Membership No. : 074868

UDIN : 25074868BMUIJE5992

Indore, 10th May, 2025

Ashok Kumar Jain
 Managing Director
 DIN-00184729

Arpit Jain
 Joint Managing Director
 & CEO
 DIN-06544441

Mahesh Pancholi
 Company Secretary
 Membership No. : F7143

Uttam Maheshwari
 Chief Financial Officer
 Membership No. : 41913

For and on behalf of the Board

Cash Flow Statement for the year ended March 31, 2025

(₹ in Lacs)

Particulars	Note No.	March 31, 2025	March 31, 2024
A Cash flow (used in) / generated from operating activities			
Profit before tax		7,060.01	8,699.13
Add/(less) : Adjustments			
Unrealised (gain)/loss on Fair value changes of Securities for trade		107.85	(21.73)
(Profit) / Loss on sale of Investments		(813.05)	(467.58)
Depreciation / amortisation		301.39	237.50
Interest paid on borrowings		1,356.06	780.33
Dividend income		(37.80)	(55.62)
Operating profit before working capital changes		7,974.46	9,172.04
<u>Adjustments for changes in working capital:</u>			
-(Increase)/Decrease in Other bank balance		(370.85)	(19,402.48)
-(Increase)/Decrease in Derivative financial instruments		4.47	11.29
-(Increase)/Decrease in Securities for Trade		(2,026.62)	(2,411.75)
-(Increase)/Decrease in Trade receivables		(42.81)	7,638.99
-(Increase)/Decrease in Loans		4,474.24	(10,788.30)
-(Increase)/Decrease in Other financial assets		323.59	(1,367.11)
-(Increase)/Decrease in Other non financial assets		129.01	(310.73)
-(Increase)/Decrease in Derivative financial instruments		210.38	-
-Increase/(Decrease) in Trade payables		(4,258.94)	12,864.79
-Increase/(Decrease) in Other financial liabilities		(1,827.19)	2,440.86
-Increase/(Decrease) in Other non financial liabilities		(93.11)	520.80
-Increase/(Decrease) in Provisions		36.76	13.52
Cash generated from operations		4,533.41	(1,618.08)
Income tax paid (net)		(1,791.12)	(1,973.21)
Net cash (used in) / generated from operating activities (A)		2,742.29	(3,591.30)
B Cash flow (used in) / generated from Investing activities			
- (Purchase) / Proceeds from sale of property, plant and equipment		(1,685.41)	(304.92)
- (Purchase) / Proceeds from sale of investments		420.56	1,137.50
- Dividend income received		37.80	55.62
Net cash (used in)/ generated from investing activities(B)		(1,227.05)	888.20
C Cash flow (used in) / generated from Financing activities			
- Dividend paid		(520.56)	(416.45)
- Interest paid		(1,356.06)	(780.33)
- Increase/ (Decrease) in Borrowings		854.81	(137.47)
- (Repayment) / Proceeds from issuance of debt securities		(1,932.00)	4,325.00
- Proceeds from issue of convertible warrants		856.25	-
Net cash (used in) / generated from financing activities (C)		(2,097.56)	2,990.75
Net increase in cash and cash equivalents (A+B+C)		(582.33)	287.64
Cash and cash equivalents at the beginning of the period		1,678.24	1,390.60
Cash and cash equivalents at the end of the period		1,095.92	1,678.24
Cash and cash equivalents comprise of			
Cash and cheques in hand		5.24	9.83
Balances with scheduled banks		1,090.68	1,668.41
Total		1,095.92	1,678.24
Notes:			
i) The above cash flow statement has been prepared under the "Indirect method" as set out on the Indian Accounting Standard (Ind AS-7) Statement of Cash Flow.			
ii) Figures in Negative indicate cash outflows.			

Notes Forming Part of Standalone Financial statements

1 to 60

As per our report of even date

For Arora Banthia & Tulsian

Chartered Accountants
Firm Reg No: 007028C

CA. Ajay Tulsian

Partner

Membership No. : 074868

UDIN : 25074868BMUIJE5992

Indore, 10th May, 2025

Ashok Kumar Jain

Managing Director
DIN-00184729

Arpit Jain

Joint Managing Director
& CEO
DIN-06544441

Mahesh Pancholi

Company Secretary
Membership No. : F7143

For and on behalf of the Board

Uttam Maheshwari

Chief Financial Officer
Membership No. : 41913

Statement of Changes in Equity for the year ended March 31, 2025

A. Equity Share Capital

(₹ in Lacs)

Particular	Amount
Balance as at April 1, 2023	1,041.13
Changes in equity share capital during the year	-
Balance as at March 31, 2024	1,041.13
Changes in equity share capital during the year	-
Balance as at March 31, 2025	1,041.13

B. OTHER EQUITY

(₹ in Lacs)

Particulars	Reserve & Surplus		Application Money Received against Share Warrants	Total Equity
	Retained Earnings	General Reserve		
Balance as at April 1, 2023	1,583.41	20,603.42		22,186.83
Profit for the period	6,583.53	-		6,583.53
Other comprehensive income	(40.90)	-		(40.90)
Transfer to General Reserve	(6,000.00)	6,000.00		-
Final Dividend	(416.45)	-		(416.45)
Balance as at March 31, 2024	1,709.59	26,603.42		28,313.01
Profit for the period	5,298.42	-		5,298.42
Other comprehensive income	(16.49)	-		(16.49)
Transfer to General Reserve	(6,000.00)	6,000.00	856.25	-
Final Dividend	(520.56)	-		(520.56)
Balance as at March 31, 2025	470.96	32,603.42	856.25	33,930.63

For Arora Banthia & Tulsiyan

Chartered Accountants

Firm Reg No: 007028C

CA. Ajay Tulsiyan

Partner

Membership No. : 074868

UDIN : 25074868BMUIJE5992

Indore, 10th May, 2025

Ashok Kumar Jain
Managing Director
DIN-00184729

Arpit Jain
Joint Managing Director
& CEO
DIN-06544441

Mahesh Pancholi
Company Secretary
Membership No. : F7143

Uttam Maheshwari
Chief Financial Officer
Membership No. : 41913

For and on behalf of the Board

SUMMARY OF MATERIAL ACCOUNTING POLICIES AND OTHER EXPLANATORY INFORMATION

NOTE 1: CORPORATE INFORMATION

Arihant Capital Markets Limited (referred to as “ACML” or ‘the Company’) is a public limited company and incorporated on 25th June, 1992 having CIN: L66120MP1992PLC007182 under the provisions of Companies Act. The Company is domiciled in India having its registered office at 6, Lad Colony, YN Road Indore, Madhya Pradesh.

The Company is registered with Securities and Exchange Board of India (‘SEBI’) under the Stock brokers and sub-brokers Regulations, 1992 and is a member of Bombay Stock Exchange Limited, National Stock Exchange of India Limited, Multi Commodity Exchange of India Ltd. and National Commodity and Derivatives Exchange Limited. The Company acts as a stock broker and commodities broker to execute proprietary trades and also trades on behalf of its clients which include retail customers (including high net worth individuals), mutual funds, financial institutions and corporate clients. It is registered with Central Depository Services (India) Limited and National Securities Depository Limited in the capacity of Depository Participant and also registered with SEBI in capacity of Research Analyst and Merchant Banker. Company is also AMFI registered Mutual Fund distributor.

The Board of Directors approved the standalone financial statements for the year ended March 31, 2025 and authorized for issue on May 10, 2025.

NOTE 2: SUMMARY OF MATERIAL ACCOUNTING POLICIES INFORMATION

This note provides a list of the material accounting policies information adopted in the preparation of these financial statements. These policies have been consistently applied to all the years presented, unless otherwise stated. Estimates and underlying assumptions are reviewed on an ongoing basis. Revisions to accounting estimates are recognized in the period in which the estimates are revised and future periods are affected.

Basis of preparation

The financial statement for the year ended 31st March 2025 has been prepared in accordance with Indian Accounting Standard (‘Ind AS’). The Company is covered under the definition of NBFC. These Financial Statements of the Company are presented as per Schedule III (Division III) of the Companies Act, 2013 applicable to NBFCs, as notified by the Ministry of Corporate Affairs (MCA). These Financial Statements of the Company are presented in Indian Rupees (‘INR’), which is also the Company’s functional currency and all values are rounded to nearest lacs.

The financial statements are prepared on a going concern basis, as the Management is satisfied that the Company shall be able to continue its business for the foreseeable future and no material uncertainty exists that may cast significant doubt on the going concern assumption. In making this assessment, the Management has considered a wide range of information relating to present and future conditions, including future projections of profitability, cash flows and capital resources.

This note provides a list of the material accounting policies information adopted in the preparation of these financial statements. These policies have been consistently applied to all the years presented, unless otherwise stated

2.1 Income Recognition

The Company recognizes revenue from contracts with customers based on a five-step model asset out in Ind AS 115, Revenue from Contracts with Customers, to determine when to recognize revenue and at what amount. Revenue is measured based on the consideration specified in the contract with a customer. Revenue from contracts with customers is recognized when services are provided and it is highly probable that a significant reversal of revenue is not expected to occur.

Revenue is measured at fair value of the consideration received or receivable. Revenue is recognized when (or as) the Company satisfies a performance obligation by transferring a promised service (i.e. an asset) to a customer. An asset is transferred when (or as) the customer obtains control of that asset.

When (or as) a performance obligation is satisfied, the Company recognizes as revenue the amount of the transaction price (excluding estimates of variable consideration) that is allocated to that performance obligation.

The Company applies the five-step approach for recognition of revenue:

- Identification of contract(s) with customers;
- Identification of the separate performance obligations in the contract;
- Determination of transaction price;
- Allocation of transaction price to the separate performance obligations; and
- Recognition of revenue when (or as) each performance obligation is satisfied.

(i) Brokerage income

It is recognized on settlement date basis and is exclusive of goods and service tax and securities transaction tax (STT) wherever applicable.

(ii) Fee & Commission income

Fees based income on services is recognized as earned on a pro-rata basis over the term of the contract. Commissions from distribution of financial products are recognized upon allotment of the securities to the applicant or as the case may be.

(iii) Depository income

Income from services rendered on behalf of depository is recognized upon rendering of the services, in accordance with the terms of contract.

(iv) Interest income

Interest income is recognized on accrual basis in Statement of profit and loss for all financial instruments measured at amortized cost.

(v) Dividend income

Dividend income is recognized in the statement of profit or loss on the date that the Company's right to receive payment is established.

2.2 Income Tax

The income tax expense or credit for the period is the tax payable on the current period's taxable income based on the applicable income tax rate for each jurisdiction adjusted by changes in deferred tax assets and liabilities attributable to temporary differences and to unused tax losses. Current and deferred tax is recognized in profit or loss, except to the extent that it relates to items recognized in other comprehensive income or directly in equity. In this case, the tax is also recognized in other comprehensive income or directly in equity, respectively.

Current Tax

Current tax is measured at the amount of tax expected to be payable on the taxable income for the year as determined in accordance with the provisions of the Income Tax Act, 1961.

Current tax assets and current tax liabilities are off set when there is a legally enforceable right to set off the recognized amounts and there is an intention to settle the asset and the liability on a net basis.

Deferred Tax

Deferred tax is provided in full, using the liability method, on temporary differences arising between the tax bases of assets and liabilities and their carrying amounts in the financial statements. Deferred tax is determined using tax rates (and laws) that have been enacted or substantially enacted by the end of the reporting period and are expected to apply when the related deferred income tax asset is realized or the deferred income tax liability is settled.

Deferred tax assets are recognized for all deductible temporary differences and unused tax losses only if it is probable that future taxable amounts will be available to utilize those temporary differences and losses.

Deferred tax liabilities are not recognized for temporary differences between the carrying amount and tax bases of investments in subsidiaries where the Company is able to control the timing of the reversal of the temporary differences and it is probable that the differences will not reverse in the foreseeable future.

Deferred tax assets and liabilities are offset when there is a legally enforceable right to offset current tax assets and liabilities and when the deferred tax balances relate to the same taxation authority.

2.3 Cash and cash equivalents

For the purpose of presentation in the statement of cash flows, cash and cash equivalents includes cash on hand, deposits held at call with financial institutions, other short-term, highly liquid investments with original maturities of three months or less that are readily convertible to known amounts of cash and which are subject to an insignificant risk of changes in value.

2.4 Asset held for sale

Assets are classified as held for sale if their carrying amount will have recovered principally through sale transaction rather than through continuing use and sale is considered highly probable. They are measured at lower of their carrying amount or fair value less cost to sell, except for assets such as deferred tax, assets arising from employee benefit, financials assets and contractual rights under insurance contracts, which are specifically exempted from this requirement. Where the Company is committed to a sale plan involving loss of control of an entity, it classifies investment in the entity and assets & liabilities associated with that entity as held for sale.

2.5 Financial Instruments

(A) Initial recognition and measurement:

Financial assets and financial liabilities are recognized when the entity becomes a party to the contractual provisions of the instrument. Regular way purchases and sales of financial assets are recognized on trade-date, the date on which the Company commits to purchase or sell the asset.

Financial assets and financial liabilities are initially measured at fair value. Transaction costs that are directly attributable to the acquisition or issue of financial assets and financial liabilities (other than financial assets and financial liabilities at fair value through profit or loss) are added to or deducted from the fair value of the financial assets or financial liabilities, as appropriate, on initial recognition. Transaction costs directly attributable to the acquisition of financial assets or financial liabilities at fair value through profit or loss are recognized immediately in profit or loss.

(B) Fair value of financial instruments:

Some of the Company's assets and liabilities are measured at fair value for financial reporting purpose. Fair value is the price that would be received to sell an asset or paid to transfer a liability in an orderly transaction between market participants at the measurement date regardless of whether that price is directly observable or estimated using another valuation technique.

Information about the valuation techniques and inputs used in determining the fair value of various assets and liabilities are disclosed.

(a) Financial assets

(i) Classification and subsequent measurement

All recognized financial assets are subsequently measured at either amortized cost or fair value depending on their respective classification.

On initial recognition, a financial asset is classified as - measured at:

- Fair value through profit or loss (FVTPL);
- Fair value through other comprehensive income (FVOCI); or
- Amortized cost.

Financial assets are not reclassified subsequent to their initial recognition, except if and in the period the Company changes its business model for managing financial assets.

All financial assets not classified as measured at amortized cost or FVOCI are measured at FVTPL.

Financial assets at amortized cost are subsequently measured at amortized cost using effective interest method. The amortized cost is reduced by impairment losses. Interest income, foreign exchange gains and losses and impairment are recognized in profit or loss. Any gain and loss on de-recognition are recognized in profit or loss.

Financial assets at FVOCI are subsequently measured at fair value. Interest income is recognized using the effective interest (EIR) method. The impairment losses, if any, are recognized through Statement of Profit and Loss. The loss allowance is recognized in OCI and does not reduce the carrying value of the financial asset. On de-recognition, gains and losses accumulated in OCI are reclassified to the Statement of Profit and Loss.

Financial assets at FVTPL are subsequently measured at fair value. Net gains and losses, including any interest or dividend income, are recognized in profit or loss.

(ii) Impairment

The Company recognizes impairment allowances using Expected Credit Losses (“ECL”) method on all the financial assets that are not measured at FVTPL:

ECL are probability-weighted estimate of credit losses. For trade Receivables Company follows simplified approach which requires expected lifetime losses to be recognized. For other assets, the company uses 12-month ECL to provide for impairment loss where there is no significant increase in credit risk. If there is a significant increase in credit risk full lifetime ECL is used. For ECL all financial assets are classified as follows

Stage 1: Financials assets that are not credit impaired

Stage 2: Financials assets with significant increase in credit risk but that is non-credit impaired.

Stage 3: Financials assets that are credit impaired.

Financial assets are written off / fully provided for when there is no reasonable of recovering a financial asset in its entirety or a portion thereof.

However, financial assets that are written off could still be subject to enforcement activities under the Company’s recovery procedures, taking into account legal advice where appropriate. Any recoveries made are recognized in the Statement of Profit and Loss.

(iii) Derecognition

A financial asset is derecognized only when:

The Company has transferred the rights to receive cash flows from the financial asset or retains the contractual rights to receive the cash flows of the financial asset, but assumes a contractual obligation to pay the cash flows to one or more recipients.

Where the Company has transferred an asset, the Company evaluates whether it has transferred substantially all risks and rewards of ownership of the financial asset. In such cases, the financial asset is derecognized. Where the entity has not transferred substantially all risks and rewards of ownership of the financial asset, the financial asset is not derecognized.

Where the Company has neither transferred a financial asset nor retains substantially all risks and rewards of ownership of the financial asset, the financial asset is derecognized if the Company has not retained control of the financial asset. Where the Company retains control of the financial asset, the asset is continued to be recognized to the extent of continuing involvement in the financial asset.

(b) Financial liabilities

(i) Initial recognition and measurement

Financial liabilities are classified at amortized cost or FVTPL. A financial liability is classified as at FVTPL if it is classified as held for trading, or it is a derivative or it is designated as such on initial recognition. Financial liabilities at FVTPL are measured at fair value and net gains and losses, including any interest expense, are recognized in profit or loss. Other financial liabilities are subsequently measured at amortized cost using the effective interest method. Interest expense and foreign exchange gains and losses are recognized in profit or loss. Any gain or loss on derecognition is also recognized in Statement of Profit or loss.

(ii) Subsequent measurement

Financial liabilities are subsequently measured at amortized cost using the EIR method. Financial liabilities carried at fair value through profit or loss is measured at fair value with all changes in fair value recognized in the Statement of Profit and Loss.

(iii) Derecognition

A financial liability is derecognized when the obligation specified in the contract is discharged, cancelled or expires.

2.6 Property, plant and equipment

Property, plant and equipment are stated at cost of acquisition less accumulated depreciation. Cost includes expenditure that is directly attributable to the acquisition and installation of the assets.

Subsequent costs are included in the asset's carrying amount or recognized as a separate asset, as appropriate, only when it is probable that future economic benefits associated with the item will flow to the Company and the cost of the item can be measured reliably. The carrying amount of any component accounted for as a separate asset is derecognized when replaced. All other repairs and maintenance are charged to profit or loss during the reporting period in which they are incurred.

Depreciation methods, estimated useful lives and residual value:

Depreciation is calculated using the straight-line method to allocate their cost, net of their residual values, over their estimated useful life prescribed under Schedule II to the Companies Act, 2013. The Company provides pro-rata depreciation from the date of installation till date the assets are sold or disposed.

Assets	Useful Life
Building	60 years
Furniture and Fixtures	10 years
Office Equipments	5 years
Computers	3 years
Electrical Installations	10 years
Vehicles	8 years

Derecognition:

The carrying amount of an item of property, plant and equipment is derecognized on disposal or when no future economic benefits are expected from its use or disposal. Gains and losses on disposals are determined by comparing proceeds with carrying amount and are recognized in the statement of profit and loss when the asset is derecognized.

2.7 Intangible assets

Measurement at recognition:

Intangible assets are recognized where it is probable that the future economic benefit attributable to the assets will flow to the Company and its cost can be reliably measured. Intangible assets are stated at cost of acquisition less accumulated amortization and impairment, if any.

Subsequent costs are included in the asset's carrying amount or recognized as a separate asset, as appropriate, only when it is probable that future economic benefits associated with the item will flow to the entity and the cost can be measured reliably.

Amortization

The Company amortizes intangible assets on a straight-line basis over their estimated useful life. The Company provides pro-rata amortization from the day the asset is put to use.

Assets	Useful Life
Computer Software	6 years

Derecognition:

The carrying amount of an intangible asset is derecognized on disposal or when no future economic benefits are expected from its use or disposal. Gains and losses on disposals are determined by comparing proceeds with carrying amount and are recognized in the statement of profit and loss when the asset is derecognized.

2.8 Leases

The company lease asset primarily consists of office premises which are of short-term lease with lease term of twelve months or less and low value leases. For these short-term and low value leases, the Company recognizes the lease payments as an expense in the Statement of Profit and Loss on a straight-line basis over the term of lease.

2.9 Offsetting financial instruments

Financial assets and liabilities are offset and the net amount is reported in the balance sheet where there is a legally enforceable right to offset the recognized amounts and there is an intention to settle on a net basis or realize the asset and settle the liability simultaneously. The legally enforceable right must not be contingent on future events and must

be enforceable in the normal course of business and in the event of default, insolvency or bankruptcy of the Company or the counterparty.

2.10 Impairment of non-financial assets

At each reporting date, the Company assesses whether there is any indication based on internal /external factors, that an asset may be impaired. If any such indication exists, the Company estimates the recoverable amount of the asset. The recoverable amount of asset is the higher of its fair value or value in use. Value in use is based on the estimated future cash flows, discounted to their present value using a pre-tax discount rate that reflects the current market assessment of time value of money and the risks specific to it. If such recoverable amount of the asset or the recoverable amount of the cash generating unit to which the asset belongs is less than its carrying amount, the carrying amount is reduced to its recoverable amount and the reduction is treated as an impairment loss and is recognized in the statement of profit and loss. All assets are subsequently reassessed for indications that an impairment loss previously recognized may no longer exist. An Impairment loss is reversed if there has been a change in estimates used to determine the recoverable amount. Such a reversal is made only to the extent that the assets carrying amount would have been determined, net of depreciation or amortization, had no impairment loss been recognized.

2.11 Segment reporting

An operating segment is a component of the Company that engages in business activities from which it may earn revenues and incur expenses, whose operating results are regularly reviewed by the company's Chief Operating Decision Maker ("CODM") to make decisions for which discrete financial information is available. Based on the management approach as defined in Ind AS 108, the CODM evaluates the Company's performance and allocates resources based on an analysis of various performance indicators by business segments and geographic segments.

2.12 Provisions and contingencies

Provisions are recognized when the Company has a present obligation (legal or constructive) as a result of a past event, it is probable that an outflow of resources embodying economic benefits will be required to settle the obligation and a reliable estimate can be made of the amount of the obligation. Provisions are measured at the best estimate of the expenditure required to settle the present obligation at the reporting date.

Provisions are determined by discounting the expected future cash flows (representing the best estimate of the expenditure required to settle the present obligation at the balance sheet date) at a pre-tax rate that reflects current market assessments of the time value of money and the risks specific to the liability. The unwinding of the discount is recognized as finance cost. Expected future operating losses are not provided for.

Contingent liabilities are disclosed when there is a possible obligation arising from past events, the existence of which will be confirmed only by the occurrence or non-occurrence of one or more uncertain future events not wholly within the control of the Company or a present obligation that arises from past events where it is either not probable that an outflow of resources will be required to settle the obligation or a reliable estimate of the amount cannot be made.

2.13 Employee benefits

(i) Short-term obligations

Short-term employee benefits are recognized as an expense at the undiscounted amount in the Statement of Profit and Loss for the year in which the related services are rendered. The Company recognizes the costs of bonus payments when it has a present obligation to make such payments as a result of past events and a reliable estimate of the obligation can be made.

(ii) Post-employment obligations

Defined contribution plan:

Contribution paid / payable to the recognized provident fund, which is a defined contribution scheme, is charged to the Statement of Profit and Loss in the period in which they occur.

Defined benefits plan:

Gratuity is post-employment benefit and is in the nature of defined benefit plan. The liability recognized in the Balance Sheet in respect of gratuity is the present value of defined benefit obligation at the Balance Sheet date together with the adjustments for unrecognized actuarial gain or losses and the past service costs. The defined benefit obligation is calculated at or near the Balance Sheet date by an independent actuary using the projected unit credit method. Actuarial gains and losses comprise experience adjustment and the effects of changes in actuarial assumptions are recognized in the period in which they occur, directly in other comprehensive income. They are included in retained earnings in the statement of changes in equity and in the balance sheet.

2.14 Dividend Distribution

Dividends paid is recognized in the period in which the interim dividends are approved by the Board of Directors, or in respect of the final dividend when approved by shareholders.

2.15 Earnings per share

(a) Basic earnings per share

Basic earnings per share is calculated by dividing the net profit for the period (excluding other comprehensive income) attributable to equity share holders of the Company by the weighted average number of equity shares outstanding during the financial year, adjusted for bonus element in equity shares issued during the year.

(b) Diluted earnings per share

Diluted earnings per share is computed by dividing the net profit for the period attributable to equity shareholders by the weighted average number of shares outstanding during the period as adjusted for the effects of all diluted potential equity shares except where the results are anti-dilutive.

2.16 Rounding of amounts

All amounts disclosed in the financial statements and notes have been rounded off to the nearest lakhs as per the requirements.

2.17 Events after reporting date

Where events occurring after the balance sheet date provide evidence of conditions that existed at the end of the reporting period, the impact of such events is adjusted within the financial statements. Otherwise, events after the balance sheet date of material size or nature are only disclosed.

2.18 Derivative financial instruments

Derivative financial instruments are initially recognized at fair value on the date on which a derivative contract is entered into and are subsequently re-measured at fair value at the end of each reporting period. The resulting gain or loss is recognized in standalone statement of profit and loss immediately.

2.19 Foreign currency transaction

Initial recognition

Foreign currency transactions are recorded in the reporting currency, by applying to the foreign currency amount the exchange rate between the reporting currency and the foreign currency at the date of the transaction.

Exchange differences

All exchange differences are accounted in the Statement of Profit and Loss.

2.20 Investment in subsidiaries and associates

Investment in subsidiaries are recognized at cost and is not adjusted to fair value at the end of each reporting period as allowed by Ind AS 27 'Separate financial statement'. Cost of investment represents amount paid for acquisition of the said investment and a proportionate recognition of the fair value of shares granted to employees of subsidiary under a group share based payment arrangement.

The Company assesses at the end of each reporting period, if there are any indications that the said investment may be impaired. If so, the Company estimates the recoverable value/amount of the investment and provides for impairment, if any i.e. the deficit in the recoverable value over cost.

NOTE 3: KEY ACCOUNTING ESTIMATES AND JUDGEMENTS

The preparation of financial statements requires management to make judgments, estimates and assumptions in the application of accounting policies that affect the reported amounts of assets, liabilities, income and expenses. Actual results may differ from these estimates. Estimates and underlying assumptions are reviewed on ongoing basis. Any changes to accounting estimates are recognized prospectively. Information about critical judgments in applying accounting policies, as well as estimates and assumptions that have the most significant effect on the amounts recognised in the financial statements are included in the following notes:

- (a) **Provision and contingent liability:** On an ongoing basis, Company reviews pending cases, claims by third parties and other contingencies. For contingent losses that are considered probable, an estimated loss is recorded as an accrual in financial statements. For Contingencies losses that are considered possible are not provided for but disclosed as Contingent liabilities in the financial statements. Contingencies the likelihood of which is remote are not disclosed in the financial statements. Gain contingencies are not recognized until the contingency has been resolved and amounts are received or receivable.
- (b) **Allowance for impairment of financial asset:** Judgements are required in assessing the recoverability of overdue and determining whether a provision against those is required. Factors considered include the aging of past dues, value of collateral and any possible actions that can be taken to mitigate the risk of non-payment.
- (c) **Recognition of deferred tax assets:** Deferred tax assets are recognised for unused tax-loss carry forwards, deductible temporary differences and unused tax credit to the extent that realisation of the related tax benefit is probable. The assessment of the probability with regard to the realisation of the tax benefit involves assumptions based on the history of the entity and budgeted data for the future.
- (d) **Defined benefit plans:** The cost of defined benefit plans and the present value of the defined benefit obligations are based on actuarial valuation using the projected unit credit method. An actuarial valuation involves making various assumptions that may differ from actual developments in the future. These include the determination of the discount rate, future salary increases and mortality rates. Due to the complexities involved in the valuation and its long term nature, a defined benefit obligation is highly sensitive to changes in these assumptions.
- (e) **Property, plant and equipment and Intangible Assets:** Management reviews the estimated useful lives and residual values of the assets annually in order to determine the amount of depreciation and amortization to be recorded during any reporting period. The useful lives and residual values as per schedule II of the Companies Act, 2013 or are based on the Company's historical experience with similar assets and taking into account anticipated technological changes, whichever is more appropriate.

Notes Forming Part Of Standalone Financial Statement

(₹ in Lacs)

Particulars	March 31, 2025	March 31, 2024
4. Cash and Cash Equivalents		
Cash in hand	5.24	9.83
Balances with banks		
In current accounts	1,090.68	1,668.41
Total	1,095.92	1,678.24
5. Bank Balances other than Cash and Cash Equivalent		
Earmarked balances with bank towards Unclaimed dividend	27.77	24.52
Unspent CSR Bank Account	36.54	-
Fixed deposit with maturity for less than 12 months *	34,640.00	34,283.00
Fixed deposit with maturity for more than 12 months *	2,770.00	2,770.00
Interest accrued on fixed deposits	764.96	790.89
Total	38,239.27	37,868.41
* Fixed Deposit with bank includes Deposits under the lien of :		
BSE Limited (ICCL)	24,567.00	26,762.00
National Commodity Exchange Limited & NCCL	732.50	732.50
Multi Commodity Exchange of India Limited & MCX-CCL	982.50	2,179.50
Over Draft facility	20.00	20.00
Bank for guarantees issued	11,087.50	7,339.00
Pension Fund Regulatory and Development Authority	20.00	20.00
NSE Commodity Derivatives	0.50	-
Total	37,410.00	37,053.00
*Fixed deposits are pledged with exchange and banks for meeting margin requirements and for obtaining bank guarantee respectively.		
6. Derivative Financial Instruments		
(i) Equity linked derivatives	-	4.47
Total	-	4.47
Notional amounts	-	485.27
Note : - The derivatives are used for the purpose of trading.		
7. Securities for trade		
Quoted Equity Shares		
Adani Energy Solutions Limited (1,000 (1,000) shares, face value of ₹ 10 each)	8.72	10.27
Adani Green Energy Limited (1,000 (1,000) shares, face value of ₹ 10 each)	9.49	18.35
Adani Ports And Special Economic Zone Limited (Nil (300) shares, face value of ₹ 2 each)	-	4.03
Adani Total Gas Limited (1000 (1,000) shares, face value of ₹ 1 each)	6.03	9.27
Adani Wilmar Limited (1,000 (1,000) shares, face value of ₹ 1 each)	2.58	3.21
Aditya Birla Capital Limited (2,00,000 (NIL) shares, face value of ₹ 10 each)	370.14	-

Notes Forming Part Of Standalone Financial Statement

(₹ in Lacs)

Particulars	March 31, 2025	March 31, 2024
Aditya Birla Real Estate Limited (3000 (3,319) shares, face value of ₹ 10 each)	58.80	54.10
Aditya Birla Sun Life Amc Limited (Nil (6,000) shares, face value of ₹ 5 each)	-	27.30
Allied Digital Services Limited (22,340 (Nil) shares, face value of ₹ 5 each)	42.14	-
Angel One Limited (Nil (498) shares, face value of ₹ 10 each)	-	15.16
Asian Energy Services Limited (1,000 (1,000) shares, face value of ₹ 10 each)	2.69	2.71
Aster DM Healthcare Limited (Nil (2,500) shares, face value of ₹ 10 each)	-	10.23
B.R.Goyal Infrastructure Limited (57,000 (Nil) shares, face value of ₹ 10 each)	61.67	-
Baazar Style Retail Limited (5,000 (Nil) shares, face value of ₹ 5 each)	12.04	-
Balaji Phosphates Limited (8,000 (Nil) shares, face value of ₹ 10 each)	6.40	-
BEML Land Assets Limited (Nil (5,000) shares, face value of ₹ 1 each)	-	11.83
Bharat Dynamics Limited (Nil (20,000) shares, face value of ₹ 5 each)	-	350.38
Bharat Heavy Electricals Limited (Nil (2,500) shares, face value of ₹ 2 each)	-	6.18
Borosil Renewables Limited (Nil (500) shares, face value of ₹ 1 each)	-	2.49
Ceinsys Tech Limited (1,280 (Nil) shares, face value of ₹ 10 each)	17.44	-
Central Depository Services (India) Limited (Nil (2,500) shares, face value of ₹ 1 each)	-	42.80
City Union Bank Limited (39,994 (Nil) shares, face value of ₹ 1 each)	62.86	-
Coal India Limited (25000 (Nil) shares, face value of ₹ 10 each)	99.55	-
Cosmic Crf Limited (600 (Nil) shares, face value of ₹ 10 each)	8.67	-
Cupid Limited (Nil (700) shares, face value of ₹ 1 each)	-	16.96
Deep Industries Limited (Nil (1,000) shares, face value of ₹ 5 each)	-	3.09
Diamond Power Infrastructure Limited (46345 (Nil) shares, face value of ₹ 10 each)	41.49	-
Doms Industries Limited (Nil (200) shares, face value of ₹ 10 each)	-	3.13
Easy Trip Planners Limited (130 (Nil) shares, face value of ₹ 1 each)	0.02	-

Notes Forming Part Of Standalone Financial Statement

(₹ in Lacs)

Particulars	March 31, 2025	March 31, 2024
Eris Lifesciences Limited (200 (Nil) shares, face value of ₹ 1 each)	2.83	-
Ems Limited (Nil (5,000) shares, face value of ₹ 2 each)	-	20.12
Engineers India Limited (Nil (1,200) shares, face value of ₹ 2 each)	-	24.23
Exicom Tele-Systems Limited (Nil (1,000) shares, face value of ₹ 2 each)	-	1.97
Fineotex Chemical Limited (Nil (343) shares, face value of ₹ 10 each)	-	1.26
Fortis Healthcare Limited (40,000 (Nil) shares, face value of ₹ 10 each)	279.34	-
Fortune Financial Services (India) Limited (Nil (1) shares, face value of ₹ 10 each)	-	0.00
GeeCee Ventures Limited (30000 (Nil) shares, face value of ₹ 10 each)	110.24	-
GMR Airports Limited (10000 (Nil) shares, face value of ₹ 1 each)	7.57	-
Genus Power Infrastructures Limited (Nil (3,772) shares, face value of ₹ 10 each)	-	23.03
GMR Power and Urban Infra Limited (Nil (1,000) shares, face value of ₹ 5 each)	-	119.98
Gujarat Narmada Valley Fertilizers & Chemicals Limited (9,100 (2,50,000) shares, face value of ₹ 1 each)	45.18	12.70
Gujarat State Fertilizers & Chemicals Limited (Nil (50) shares, face value of ₹ 2 each)	-	0.10
Gulf Oil Lubricants India Limited (500 (Nil) shares, face value of ₹ 2 each)	5.73	-
Hero MotoCorp Limited (10000 (Nil) shares, face value of ₹ 2 each)	372.30	-
Hemisphere Properties India Limited (Nil (4,010) shares, face value of ₹ 10 each)	-	1.80
HFCL Limited (Nil (10,000) shares, face value of ₹ 1 each)	-	9.18
Hindustan Construction Company Limited (Nil (3,855) shares, face value of ₹ 1 each)	-	0.36
HPL Electric & Power Limited (Nil (1,135) shares, face value of ₹ 5 each)	-	3.59
IDBI Bank Limited (500 (Nil) shares, face value of ₹ 10 each)	0.39	-
India Cements Limited (738 (Nil) shares, face value of ₹ 10 each)	2.04	-
IFCI Limited (Nil (27,776) shares, face value of ₹ 10 each)	-	11.01
IIFL Finance Limited (Nil (5,000) shares, face value of ₹ 2 each)	-	17.01
India Tourism Development Corporation Limited (Nil (3,000) shares, face value of ₹ 10 each)	-	9.56

Notes Forming Part Of Standalone Financial Statement

(₹ in Lacs)

Particulars	March 31, 2025	March 31, 2024
Indiamart InterMesh Limited (199 (200) shares, face value of ₹ 10 each)	4.12	5.29
ITD Cementation India Limited (1000 (Nil) shares, face value of ₹ 1 each)	5.57	-
Indo Count Industries Limited (Nil (1,000) shares, face value of ₹ 2 each)	-	3.54
Infibeam Avenues Limited (Nil (10,000) shares, face value of ₹ 1 each)	-	3.41
Inox Wind Limited (Nil (15,000) shares, face value of ₹ 10 each)	-	78.24
International Travel House Limited (Nil (2,000) shares, face value of ₹ 10 each)	-	11.97
IRB Infrastructure Developers Limited (Nil (55,000) shares, face value of ₹ 1 each)	-	14.64
ITI Limited (Nil (800) shares, face value of ₹ 10 each)	-	2.02
Jai Corp Limited (Nil (5,000) shares, face value of ₹ 1 each)	-	14.14
Jash Engineering Limited (5001 (Nil) shares, face value of ₹ 2 each)	29.04	-
Jindal Poly Films Limited (Nil (1,314) shares, face value of ₹ 10 each)	-	5.96
Jio Financial Services Limited (101000 (5000) shares, face value of ₹ 10 Each)	229.79	17.69
JK Paper Limited (7000 (Nil) shares, face value of ₹ 10 Each)	21.86	-
JSW Infrastructure Limited (Nil (1,500) shares, face value of ₹ 2 Each)	-	3.68
Jupiter Wagons Limited (5,000 (Nil) shares, face value of ₹ 10 Each)	18.46	-
Jyoti CNC Automation Limited (Nil (5,000) shares, face value of ₹ 2 Each)	-	41.07
K.P. Energy Limited (3119 (Nil) shares, face value of ₹ 5 Each)	11.56	-
Life Insurance Corporation of India Limited (500(42,500) shares, face value of ₹ 10 each)	4.00	389.36
LIC Housing Finance Limited (25000 (Nil) shares, face value of ₹ 2 each)	140.96	-
Lux Industries Limited (500 (500) shares, face value of ₹ 2 each)	6.88	5.37
Mangalam Cement Limited (Nil (15,000) shares, face value of ₹ 10 each)	-	109.65
MMTC Limited (Nil (10,951) shares, face value of ₹ 1 each)	-	7.28

Notes Forming Part Of Standalone Financial Statement

(₹ in Lacs)

Particulars	March 31, 2025	March 31, 2024
Mohini Health & Hygiene Limited (Nil (22,500) shares, face value of ₹ 10 each)	-	11.88
Motilal Oswal Financial Services Limited (70000 (Nil) shares, face value of ₹ 1 each)	430.75	-
Multi Commodity Exchange of India Limited (3000 (Nil) shares, face value of ₹ 10 each)	159.35	-
Network 18 Media & Investments Limited (50000 (Nil) shares, face value of ₹ 5 each)	21.71	-
Network People Services Technologies Limited (2,900 (Nil) shares, face value of ₹ 10 each)	69.32	-
NLC India Limited (Nil (4,957) shares, face value of ₹ 10 each)	-	11.31
One 97 Communications Limited (1000 (Nil) shares, face value of ₹ 1 each)	7.83	-
Orchid Pharma Limited (1000 (Nil) shares, face value of ₹ 10 each)	7.76	-
Organic Recycling Systems Limited (80,400 (141,000) shares, face value of ₹ 10 each)	207.59	296.45
Orient Cement Limited (Nil (10,000) shares, face value of ₹ 1 each)	-	19.58
Patanjali Foods Limited (1,200 (Nil) shares, face value of ₹ 2 each)	21.70	-
Patel Engineering Limited (Nil (25,000) shares, face value of ₹ 1 each)	-	14.23
Poonawalla Fincorp Limited (Nil (30,000) shares, face value of ₹ 2 each)	-	139.68
Protean eGov Technologies Limited (17,000 (500) shares, face value of ₹ 10 each)	227.94	5.03
Ramkrishna Forgings Limited (Nil (250) shares, face value of ₹ 2 each)	-	1.73
Rattanindia Enterprises Limited (10,000 (Nil) shares, face value of ₹ 2 each)	4.11	-
RBZ Jewellers Limited (16,000 (Nil) shares, face value of ₹ 10 each)	21.80	-
Reliance Infrastructure Limited (7000 (Nil) shares, face value of ₹ 10 each)	18.10	-
Reliance Power Limited (1,15,000 (3,40,000) shares, face value of ₹ 10 each)	49.43	96.05
Repco Home Finance Limited (7,120 (Nil) shares, face value of ₹ 10 each)	23.86	-
Rico Auto Industries Limited. (Nil (5,000) shares, face value of ₹ 1 each)	-	7.26
Rites Limited. (3,500 (Nil) shares, face value of ₹ 10 each)	7.82	-
Royal Orchid Hotels Limited (Nil (1,000) shares, face value of ₹ 10 each)	-	3.61

Notes Forming Part Of Standalone Financial Statement

(₹ in Lacs)

Particulars	March 31, 2025	March 31, 2024
Sabar Flex India Limited (10,000 (10,000) shares, face value of ₹ 10 each)	0.73	1.98
Salzer Electronics Limited (800 (Nil) shares, face value of ₹ 10 each)	8.62	-
SEAMEC Limited (500 (Nil) shares, face value of ₹ 10 each)	4.88	-
SG Mart Limited (1,000 (Nil) shares, face value of ₹ 1 each)	3.23	-
Shakti Pumps India Limited (958 (Nil) shares, face value of ₹ 10 each)	9.39	-
Shilchar Technologies Limited (150 (Nil) shares, face value of ₹ 10 each)	7.91	-
Shipping Corporation of India Limited. (2990 (10,766) shares, face value of ₹ 10 each)	4.94	22.48
Shivalik Bimetal Controls Limited (6000 (Nil) shares, face value of ₹ 2 each)	27.72	-
Shriram Finance Limited (Nil (1,806) shares, face value of ₹ 10 each)	-	42.62
Shriram Pistons & Rings Limited (1000 (3000) shares, face value of ₹ 10 each)	18.89	58.82
Shubhshree Biofuels Energy Limited (60,000 (Nil) shares, face value of ₹ 10 each)	181.38	-
Sun Pharma Advanced Research Company Limited (3000 (Nil) shares, face value of ₹ 1 each)	4.44	-
SMC Global Securities Limited (Nil (20,000) shares, face value of ₹ 2 each)	-	24.97
Steel Authority of India Limited (Nil (9,500) shares, face value of ₹ 10 each)	-	33.56
Sterling and Wilson Renewable Energy Limited (Nil (25,000) shares, face value of ₹ 1 each)	-	78.49
Suzlon Energy Limited (50000 (55,000) shares, face value of ₹ 2 each)	28.33	22.22
Tata Consultancy Services Limited (1,113 (Nil) shares, face value of ₹ 1 each)	40.64	-
Tata Motors - DVR Limited (Nil (18,000) shares, face value of ₹ 2 each)	-	118.30
Tata Technologies Limited (1,000 (1,000) shares, face value of ₹ 2 each)	6.80	10.21
Tata Teleservices (Maharashtra) Limited (27,205 (17,934) shares, face value of ₹ 10 each)	15.31	12.87
Titan Company Limited (Nil (175) shares, face value of ₹ 1 each)	-	6.65
The Investment Trust Of India Limited (1 (Nil) shares, face value of ₹ 10 each)	0.00	-

Notes Forming Part Of Standalone Financial Statement

(₹ in Lacs)

Particulars	March 31, 2025	March 31, 2024
Transformers and Rectifiers (India) Limited (9,600 (Nil) shares, face value of ₹ 1 each)	51.48	-
TV18 Broadcast Limited (Nil (1,77,507) shares, face value of ₹ 2 each)	-	82.36
Utkarsh Small Finance Bank Limited (500 (Nil) shares, face value of ₹ 10 each)	0.11	-
Valor Estate Limited (Nil (1,500) shares, face value of ₹ 10 each)	-	2.95
Vedanta Limited (25,000 (Nil) shares, face value of ₹ 1 each)	115.85	-
Vilas Transcore Limited (12,000 (Nil) shares, face value of ₹ 10 each)	38.82	-
V-Guard Industries Limited. (Nil (399) shares, face value of ₹ 1 each)	-	1.32
Vodafone Idea Limited (50,000 (2,00,000) shares, face value of ₹ 10 each)	3.40	26.50
Waaree Energies Limited (2000 (Nil) shares, face value of ₹ 10 each)	48.09	-
Waaree Renewable Technologies Ltd (600 (Nil) shares, face value of ₹ 2 each)	5.45	-
Welspun Specialty Solutions Limited (65,000 (65,000) shares, face value of ₹ 6 each)	17.30	20.42
Whirlpool of India Limited (60,000 (Nil) shares, face value of ₹ 10 each)	593.94	-
WORTH PERIPHERALS LIMITED (1,32,855 (Nil) shares, face value of ₹ 10 each)	198.86	-
Wockhardt Limited (Nil (10,000) shares, face value of ₹ 5 each)	-	58.57
Xpro India Limited (Nil (4,010) shares, face value of ₹ 10 each)	-	44.81
Yes Bank Limited (Nil (90,020) shares, face value of ₹ 2 each)	-	20.88
Zen Technologies Limited (Nil (3,000) shares, face value of ₹ 1 each)	-	28.70
Zomato Limited (Nil (10,000) shares, face value of ₹ 1 each)	-	18.21
Total	4,824.16	2,905.39

Notes Forming Part Of Standalone Financial Statement

(₹ in Lacs)

Particulars	March 31, 2025	March 31, 2024
8. Trade Receivables*		
Considered good- Secured	9,514.85	9,131.44
Considered good - Unsecured	158.44	499.04
Trade Receivables which have significant increase in credit risk	-	-
Trade Receivables - Credit impaired	-	-
Total (Gross)	9,673.29	9,630.48
Less: Impairment loss allowance	-	-
Total (Net)	9,673.29	9,630.48
Out of which:		
Due from Directors	Nil	Nil
Due from a firm including LLP's and Private Limited Company in which a Director of the Company is a Partner or a Director respectively	Nil	Nil
*For Ageing of Trade Receivable refer note no. 47.		
9. Loans		
[A] Loans measured at Amortised Cost		
Margin trading facility	12,972.71	17,446.95
Total (Gross)	12,972.71	17,446.95
Less: Impairment loss allowance	-	-
Total (Net)	12,972.71	17,446.95
[B]		
i) Secured by tangible assets	12,972.71	17,446.95
ii) Unsecured	-	-
Total (Gross)	12,972.71	17,446.95
Less: Impairment loss allowance	-	-
Total (Net)	12,972.71	17,446.95
[C] Loans in India		
i) Public Sector	-	-
ii) Others	12,972.71	17,446.95
Total (Gross)	12,972.71	17,446.95
Less: Impairment loss allowance	-	-
Total (Net)	12,972.71	17,446.95
Stage wise break up of loans -		
Low credit risk (Stage 1)	12,972.71	17,446.95
Significant increase in credit risk (Stage 2)	-	-
Credit impaired (Stage 3)	-	-
Total	12,972.71	17,446.95
10. Investments		
Equity Instruments		
(A) At Fair Value through Profit or Loss		
1. Investment in Quoted shares		
Century Textiles And Industries Limited (Nil (6,681) shares, face value of ₹ 10 each)	-	108.89

Notes Forming Part Of Standalone Financial Statement

(₹ in Lacs)

Particulars	March 31, 2025	March 31, 2024
Jainam Ferr Alloys Limited (Nil (17,000) shares, face value of ₹ 10 each)	-	21.39
Jash Engineering Limited (Nil (2,297) shares, face value of ₹ 2 each)	-	38.92
Poonawalla Fincorp Limited (Nil (21,189) shares, face value of ₹ 2 each)	-	98.66
Sepec Limited (Nil (22,223) shares, face value of ₹ 1 each)	-	3.70
Xpro India Limited (Nil (1,500) shares, face value of ₹ 10 each)	-	109.25
Sub-Total (1)	-	380.81
2. Investment in Unquoted shares		
Das Offshore Limited (2,054 (2,054) shares, face value of ₹ 10 each)	250.00	250.00
Hdb Financial Services Limited (5,320 (5,320) shares, face value of ₹ 10 each)	54.52	50.27
National Stock Exchange Limited (NSE) (47,000 (6,000) shares, face value of ₹ 1 each)	775.50	257.94
National Securities Depository Limited (21,500 (Nil) shares, face value of ₹ 1 each)	236.50	-
Saurashtra Kutch Enterprise Limited (1 (1) shares, face value of ₹ 5000 each)	5.05	5.05
The Saraswat Co-Operative Bank Limited (500 (500) shares, face value of ₹ 10 each)	0.05	0.05
Sai Parenteral's Limited (64285 (Nil) shares, face value of ₹ 10 each)	90.00	-
Sub-Total (2)	1,411.62	563.31
(B) At cost		
1. Investment in subsidiaries		
Arihant Capital (IFSC) Limited (14,00,000 (14,00,000) shares, face value of ₹ 10 each)	140.00	140.00
Arihant Financial Services Limited (2,50,000 (2,50,000) shares, face value of ₹ 10 each)	206.24	206.24
Arihant Future & Commodities Limited (3,55,000 (3,55,000) shares, face value of ₹ 10 each)	79.52	79.52
Arihant Insurance Broking Services Limited (Nil (7,50,000) shares, face value of ₹ 10 each)	-	75.00
Less : Accumulated Impairment	-	(0.16)
Add : Reversal of Impairment Loss**	-	0.16
Sub-Total (1)	425.76	500.76
2. Investment in Associate		
Electrum Capital Private Limited (13,75,000 (13,75,000) shares, face value of ₹ 10 each)	137.50	137.50
Sub-Total (2)	137.50	137.50
Total (A+B)	1,974.88	1,582.38

Notes Forming Part Of Standalone Financial Statement

(₹ in Lacs)

Particulars	March 31, 2025	March 31, 2024
i) Investments in India	1,974.88	1,582.38
ii) Investments outside India	-	-
Total	1,974.88	1,582.38

The Company has sold entire shareholding of its wholly owned subsidiary Arihant Insurance Broking Services Limited ("AIBSL") on October 24, 2024 for a total consideration of ₹ 438.07 Lacs. The Company has recognized gain of ₹ 358.07 lacs in exceptional item in the Standalone Financial Statements.

*The company has sold its entire shareholding in subsidiary Arihant Institute of Financial Education Private Limited on 31.07.2023 for a total consideration of ₹ 58.75 Lacs.

**The Company has accounted for its investments in Subsidiaries at cost less impairment loss. Based on the assessment of the internal sources of information, management has identified indicators of reversal of impairment in respect of its investments in subsidiaries in the current year ₹ Nil lacs (reversal of impairment loss of ₹ 0.016 lacs in previous year).

Particulars	March 31, 2025	March 31, 2024
11. Other Financial Assets		
Deposits with Exchanges / Depositories	1302.82	1349.70
Deposit with Related parties (Refer Note No.45)	34.50	34.50
Other Deposits	42.15	23.47
Other Advances	35.92	331.32
Total	1415.39	1738.98

Notes Forming Part Of Standalone Financial Statement

12. Property, Plant & Equipment

(₹ in Lacs)

Particulars	Building	Furniture & Fixtures	Office Equipments	Computers Electrical	Installations Motor	Vehicles	Total
Gross carrying Amount							
As at April 1, 2023	577.89	208.93	125.08	452.99	31.57	260.98	1,657.44
Additions	-	18.05	9.67	112.02	-	106.84	246.58
Disposals	-	-	-	-	-	-	-
Balance as at March 31, 2024	577.89	226.98	134.75	565.01	31.57	367.82	1,904.02
Additions	1,256.33	207.59	28.04	171.00	0.03	-	1,662.99
Disposals	-	-	0.56	0.13	-	-	0.69
Balance as at March 31, 2025	1,834.22	434.57	162.23	735.88	31.60	367.82	3,566.32
Accumulated Depreciation							
As at April 1, 2023	51.63	52.52	55.77	241.92	8.51	99.90	510.26
Additions	10.33	22.15	19.05	95.86	3.33	33.70	184.40
Disposals	-	-	-	-	-	-	-
Balance as at March 31, 2024	61.96	74.67	74.82	337.78	11.84	133.60	694.66
Additions	23.33	26.48	19.90	132.84	3.06	43.12	248.72
Disposals	-	-	-	-	-	-	-
Balance as at March 31, 2025	85.29	101.15	94.72	470.62	14.90	176.72	943.39
Net Carrying Amount							
Balance as at March 31, 2024	515.93	152.31	59.94	227.23	19.73	234.22	1,209.36
Balance as at March 31, 2025	1,748.93	333.42	67.51	265.26	16.70	191.10	2,622.94
13. Other Intangible Assets							
Particulars						Software	Total
Gross carrying Amount							
As at April 1, 2023						331.31	331.31
Additions						58.35	58.35
Disposals						-	-
Balance as at March 31, 2024						389.66	389.66
Additions						23.10	23.10
Disposals						-	-
Balance as at March 31, 2025						412.76	412.76
Accumulated Depreciation							
As at April 1, 2023						92.95	92.95
Additions						53.09	53.09
Disposals						-	-
Balance as at March 31, 2024						146.04	146.04
Additions						52.67	52.67
Disposals						-	-
Balance as at March 31, 2025						198.71	198.71
Net Carrying Amount							
Balance as at March 31, 2024						243.62	243.62
Balance as at March 31, 2025						214.05	214.05
Particulars						March 31, 2025	March 31 2024
14. Other Non Financial Assets							
Employee Advance						12.07	4.76
Prepaid expenses						236.89	247.49
Tax Receivables (IT Department)						92.66	115.85
GST Receivables						115.15	373.18
Other Advances*						206.84	74.52
Total						663.61	815.81

Notes Forming Part Of Standalone Financial Statement

(₹ in Lacs)

During the Financial Year 2023-24 the Company has established a contributory trust named Arihant Alternate Capital Trust under the provision of Indian Trusts Act, 1882 for the purpose of carrying out the activities of a Category III Alternative Investment Fund (“AIF”) under the Securities and Exchange Board of India (Alternative Investment Funds) Regulations, 2012. Arihant Capital Markets Limited acting as the “Settlor” of the trust through its Authorized Signatory

The Company has incorporated a wholly owned subsidiary named “Arihant Elite Financial Solutions Limited” on March 22, 2025. As of the date of this financial statement, the allotment of shares in the subsidiary is pending, and the necessary steps for operationalization are in progress. Accordingly, the said subsidiary has not been considered for consolidation for the period under review.

15. Derivative Financial Instruments

(i) Equity linked derivatives	210.38	-
-------------------------------	--------	---

Total	210.38	-
--------------	---------------	----------

Notional amounts	6,360.63	-
------------------	-----------------	----------

Note : - The derivatives are used for the purpose of trading.

16. Trade Payables*

Micro, Small and Medium Enterprises (Refer Note No. 42)	61.13	164.89
---	-------	--------

Other than Micro, Small and Medium Enterprises	26,818.41	30,973.59
--	-----------	-----------

Total	26,879.54	31,138.48
--------------	------------------	------------------

*For Ageing of Trade Payable refer note no. 48.

17. Debt securities

- Amortised Cost

Redeemable non-convertible debenture 1 year @ 9.5%	-	1,932.00
--	---	----------

Redeemable non-convertible debenture 3 year @ 10%	2,393.00	2,393.00
---	----------	----------

Total	2,393.00	4,325.00
--------------	-----------------	-----------------

i) Debt securities in India	2,393.00	4,325.00
-----------------------------	----------	----------

ii) Debt securities outside India	-	-
-----------------------------------	---	---

Total	2,393.00	4,325.00
--------------	-----------------	-----------------

Terms of repayment:

The aforesaid Redeemable non-convertible debenture are repayable on maturity and the tenure is 12 to 36 months in FY 2023-24, but in FY 2024-25 the outstanding debentures are repayable in 36 months from date of issuance.

Details of Assets pledged as security

The Unlisted Redeemable non-convertible debentures are secured by way of pari passu charge on the secured debtors of the company, with a security coverage of 1.2 times the value of the secured debtors.

18. Borrowings

[A] Loans repayable on demand

- Amortised Cost

i) from banks	4,976.00	3,921.19
---------------	----------	----------

ii) from Related Party	800.00	1,000.00
------------------------	--------	----------

iii) from Director	-	-
--------------------	---	---

Total	5,776.00	4,921.19
--------------	-----------------	-----------------

[B]

i) Borrowings in India	5,776.00	3,921.19
------------------------	----------	----------

ii) Borrowings outside India	-	-
------------------------------	---	---

Total	5,776.00	3,921.19
--------------	-----------------	-----------------

Notes Forming Part Of Standalone Financial Statement

(₹ in Lacs)

[C]			
i) Secured *		5,776.00	3,921.19
ii) Unsecured		-	-
Total		5,776.00	3,921.19

*Secured against pledge of securities, trade receivables and immovable property.

***Details of Assets pledged as security**

- The Company availed overdraft facility from ICICI Bank amounting to ₹ 2,000 Lacs. Outstanding book balance of overdraft is ₹ 0.00 Lacs (March 31, 2024: ₹ 11.20 Lacs). The facility was closed in June 2024.
The aforesaid overdraft limit is secured by way of first pari - passu charge on trade receivables of the company.
- The Company availed overdraft facility from Axis Bank amounting to ₹ 6,000 Lacs. Outstanding book balance of overdraft is ₹ 0.00 Lacs (March 31, 2024: ₹ 2100.08 Lacs).
The aforesaid overdraft limit is secured by way of first pari - passu charge on trade receivables of the company.
- The Company availed loan against property from ICICI Bank amounting to ₹ 720 Lacs. Outstanding book balance of loan is ₹ 0.00 Lacs (March 31, 2024: ₹ 299.81 Lacs).
The aforesaid loan is secured by way of first charge by way of equitable mortgage of building situated at 1011, Solitaire Corporate Park, Building No.10, 1st Floor, Andheri Ghatkopar Link Road Chakala Andheri (EAST) Mumbai in the name of the company.
- The Company availed overdraft facility from IDFC FIRST Bank amounting to ₹ 5000 Lacs. Outstanding book balance of overdraft is ₹1401.45 Lacs (March 31, 2024: ₹ 1510.09 Lacs)
The aforesaid overdraft limit is secured by way of first pari - passu charge on trade receivables of the company.
- The Company availed Term loan from Piramal Enterprises Limited amounting to ₹ 5000.00 Lacs. Outstanding book balance of Term Loan is ₹ 1260.49 Lacs.
The aforesaid term loan is secured by way of charge on MTF receivables of the company.
- The Company availed Term loan from Tata Capital Limited amounting to ₹ 500.00 Lacs. Outstanding book balance of Term Loan is ₹ 168.09 Lacs. The Company availed Working Capital Loan from Tata Capital Limited amounting to ₹ 1500.00 Lacs. Outstanding book balance of Working Capital Loan is ₹ 1501.58 Lacs.
The aforesaid term loan & overdraft limit is secured by way of charge on MTF receivables of the company.
- The Company availed Commercial Property Loan of ₹ 700 Lacs from HDFC Bank .Outstanding book balance of Loan is ₹ 644.39 Lacs.

The Aforesaid Loan Is Secured By Way Of First Charge By Way Of Equitable Mortgage Of Building Situated At 901 Solitaite Corporate Park Building No. 9 Chakala Andheri (East) Mumbai 400093 in the name of the company.

(₹ in Lacs)

Particulars	March 31, 2025	March 31, 2024
19. Other Financial Liabilities		
Employee Benefits Payable	351.48	624.16
Franchise Deposit	1,260.93	1,825.48
Other Deposit	12.78	184.33
Expenses Payable	223.72	123.15
Other Payable(includes payable to vendors)	491.42	1,413.65
Unclaimed Dividend*	27.77	24.52
Total	2,368.10	4,195.29

Notes Forming Part Of Standalone Financial Statement

(₹ in Lacs)

Particulars	March 31, 2025	March 31, 2024
*Out of the above amount, the company is required to credit a sum of ₹ 3.09 Lacs lying in the unclaimed dividend account, on or before 15th October, 2025 to the Investor Education & Protection Fund pursuant to Sub -section (1) of Section 125 of The Companies Act, 2013.		
20. Current Tax Liabilities (net)		
Income tax payable (Net)	41.71	179.73
Total	41.71	179.73
21. Provisions		
Provision for Gratuity (Refer Note No. 44)	320.41	261.61
Total	320.41	261.61
22. Deferred Tax Liabilities (net)		
Deferred Tax Liabilities (net) (Refer Note No. 38) 147.32	67.56	
Total	147.32	67.56
23. Other Non Financial Liabilities		
Statutory Dues Payable	587.99	681.10
Total	587.99	681.10
24. Share Capital		
Authorised		
12,50,00,000 equity share of ₹ 1/- each (12,50,00,000 of ₹ 1/- each)	1,250.00	1,250.00
Issued, Subscribed & Paid up		
10,41,12,800 equity share of ₹ 1/- each (10,41,12,800 of ₹ 1/- each)	1,041.13	1,041.13
Total	1,041.13	1,041.13
a. Reconciliation of the shares outstanding at the beginning and at the end of the reporting period		
Equity Shares of face value ₹ 1/-		
Share outstanding at the beginning of the period	10,41,12,800	10,41,12,800
Share outstanding at the end of period	10,41,12,800	10,41,12,800
b. Terms/rights attached to equity shares		
The company has one class of equity shares having a par value of ₹ 1 per share. Each shareholder is eligible for one vote per share held. The dividend proposed by the Board of Directors is subject to the approval of the shareholders in the ensuing Annual General Meeting, except in case of interim dividend. In the event of liquidation, the equity shareholders are eligible to receive the remaining assets of the Company after distribution of all preferential amounts, in proportion to their shareholding.		
c. List of the Shareholders holding more than 5% of the total number of shares issued by the company		
Name of the shareholders		
Ashok Kumar Jain	33,531,680 (32.21%)	33,531,680 (32.21%)
Kiran Jain	23,641,600 (22.71%)	23,641,600 (22.71%)
Sunil Kumar Jain	5,353,280 (5.14%)	5,353,280 (5.14%)
Arpit Jain	5,739,200 (5.51%)	5,739,200 (5.51%)

Notes Forming Part Of Standalone Financial Statement

d. Shareholding of Promoter				
For the year ended March 31, 2025				
Shares held by promoters at the end of the Year				% Change during the
S. No.	Promoter's Name	No. of Shares	% of total shares	Year
1	Ashok Kumar Jain	3,35,31,680	32.21	-
2	Kiran Jain	2,36,41,600	22.71	-
3	Sunil Kumar Jain	53,53,280	5.14	-
4	Arpit Jain	57,39,200	5.51	-
5	Shruti Jain	31,10,400	2.99	-
6	Ratik Jain	9,60,000	0.92	-
7	Anvita Jain	1,92,000	0.18	-
8	Meena Jain	1,52,000	0.15	-
Total		7,26,80,160	69.81	
For the year ended March 31, 2024				
Shares held by promoters at the end of the Year				% Change during the
S. No.	Promoter's Name	No. of Shares	% of total shares	Year
1	Ashok Kumar Jain	3,35,31,680	32.21	-
2	Kiran Jain	2,36,41,600	22.71	-
3	Sunil Kumar Jain	53,53,280	5.14	-
4	Arpit Jain	57,39,200	5.51	-
5	Swati Jain	-	-	(3.95)
6	Shruti Jain	31,10,400	2.99	-
7	Ratik Jain	9,60,000	0.92	-
8	Kamal Kumar Jain (HUF)	-	-	(0.25)
9	Anvita Jain	1,92,000	0.18	-
10	Meena Jain	1,52,000	0.15	-
11	Kamal Kumar Jain			(0.12)
Total		7,26,80,160	69.81	(4.32)

Notes Forming Part Of Standalone Financial Statement

(₹ in Lacs)

Particulars	March 31, 2025	March 31, 2024
25. Other Equity		
General Reserve		
Balance at the beginning of the year	26,603.42	20,603.42
Transfer from Retained Earnings	6,000.00	6,000.00
Balance as at end of the year	32,603.42	26,603.42
Retained Earnings		
Balance at the beginning of the year	1,709.59	1,583.41
Transfer from Statement of Profit and Loss	5,298.42	6,583.53
Remeasurement of Defined Benefit Plan (Net of Taxes)	(16.49)	(40.90)
Final Dividend	(520.56)	(416.45)
Transfer to General Reserve	(6,000.00)	(6,000.00)
Balance as at end of the year	470.96	1,709.59
Application Money Received against Share Warrants		
5000000 equity Shares of ₹ 1/- each (50,00,000 of ₹ 68.50/- each)	3,425.00	-
Amount Received 25% Against Total amount of Warrants	856.25	-
	856.25	-
Total	33,930.63	28,313.01
General Reserve		
General reserve represents appropriation of surplus in the profit and loss account and is available for distribution to shareholders as dividend.		
Retained Earnings		
Surplus in profit or loss account (Retained Earnings) represents surplus/accumulated profit of the company and is available for distribution to shareholders as dividend.		

Notes Forming Part Of Standalone Financial Statement

(₹ in Lacs)

Particulars	March 31, 2025	March 31, 2024
26. Interest Income		
On financial assets measured at amortised cost -		
Interest on deposits with banks	2,693.69	1,839.80
Interest on Margin deposit with exchange	-	58.97
Interest on Margin funding and delayed payment	5,325.09	4,462.39
Total	8,018.78	6,361.16
27. Dividend Income		
From Securities	37.80	55.62
Total	37.80	55.62
28. Fees and commission income		
Commission Received (Net)	549.91	396.77
Brokerage Income	12,481.33	10,765.70
Depository Receipts	416.32	420.74
Fees From Merchant Banking	462.97	495.45
Total	13,910.53	12,078.66
29. Net Gain on fair value changes		
(A) Net gain / (loss) on financial instruments at fair value through profit or loss		
(i) Profit/(loss) on sale of derivatives held for trade (net)	(119.01)	1,279.52
(ii) Profit/(loss) on securities held for trade	1,832.52	2,684.74
(B) Others		
- Profit/(loss) on sale of investments (net) at fair value through profit or loss*	454.98	433.83
Total	2,168.49	4,398.09
*Profit on sale of subsidiaries shown in Exceptional items (Refer Note No. 37)		
Particulars	March 31, 2025	March 31, 2024
Fair value changes		
Realised gain	1,799.23	4,272.62
Unrealised gain	369.26	125.46
Total	2,168.49	4,398.08
30. Other Income		
Income from Rent	0.79	6.30
Bad debts recovered	-	12.40
Miscellaneous income	68.36	24.51
Total	69.15	43.21
31. Finance Costs		
On financial liabilities measured at amortised cost-		
Interest on Borrowings	1,014.20	605.92
Interest on NCD	341.86	174.41
Interest paid on Deposit	571.98	441.06
Other Interest expenses	1.69	7.26
Total	1,929.73	1,228.65

Notes Forming Part Of Standalone Financial Statement

(₹ in Lacs)

Particulars	March 31, 2025	March 31, 2024
32. Fees and Commission Expense		
Sub Brokerage/Referral Fees	6,293.41	5,651.53
Depository charges	107.60	141.07
Exchange Transaction Charges	1,044.32	963.05
Merchant Banking Expenses	150.94	91.69
Total	7,596.27	6,847.34
33. Impairment on financial instruments		
On financial assets measured at amortised cost-		
Investments in subsidiaries (Refer Note No. 10)	-	(0.16)
Bad Debts written off	-	11.56
Total	-	11.40
34. Employee Benefits Expenses (Includes Managerial Remuneration)		
Salaries, wages and bonus	3,835.37	2,968.93
Contribution to provident and other fund (Refer Note No. 44)	49.53	39.99
Gratuity expense (Refer Note No. 44.)	40.13	28.72
Staff welfare expenses	44.24	37.51
Total	3,969.27	3,075.14
35. Depreciation and amortisation expense		
Depreciation on Property, plant & equipment	248.72	184.41
Amortisation on other intangible assets	52.67	53.09
Total	301.39	237.50
36. Other Expenses		
Advertisement	21.15	11.20
Auditors' Remuneration *	14.04	12.74
Bank Charges	198.40	164.87
Business Development	434.50	286.41
Corporate Social Responsibility (Refer Note No. 57)	118.88	91.47
Communication Costs	275.53	190.15
Electricity	63.66	59.59
Insurance	11.81	12.14
Legal and Professional	865.76	742.22
Loss on currency fluctuation	-	0.00
Membership Fee & Subscription	24.22	24.38
Miscellaneous	129.12	112.15
Office Expenses	49.85	47.55
Rent	175.83	164.06
Repairs & Maintenance	169.18	116.48
Software Maintenance	973.51	676.20
Stationery & Printing	26.51	31.80
Travel & Conveyance	154.19	127.91
Total	3,706.14	2,871.30

Notes Forming Part Of Standalone Financial Statement

(₹ in Lacs)

Particulars	March 31, 2025	March 31, 2024
*Remuneration To Auditors (Exclusive of Taxes)		
As Auditors:		
Statutory audit	11.00	9.00
Tax audit	1.00	1.00
Limited review	0.90	0.90
Other services	1.14	1.84
Total	14.04	12.74
37. Exceptional items		
Profit on sale of subsidiaries (Refer Note No. 10)	358.07	33.75
Total	358.07	33.75
38. Tax Expense		
I. The major components of income tax expense for the year are as under		
(A) Current tax expense		
Current tax for the year	1,625.52	2,186.85
Tax adjustment in respect of earlier years	50.76	(37.91)
Total current tax expense (A)	1,676.28	2,148.95
(B) Deferred tax expense		
Change in deferred tax liabilities	85.31	(33.33)
Net deferred tax expense (B)	85.31	(33.33)
Total (A+B)	1,761.59	2,115.62
B. Reconciliation of tax expenses and the accounting profit for the year is as under		
Profit / (loss) before income tax expense	7,060.01	8,699.15
Tax at the rate of 25.17%	1,776.86	2,189.40
Difference due to :		
Tax effect of expense allowed on payment basis	5.58	15.01
Tax on expense not tax deductible	29.92	23.02
Tax adjustment relating to fair valuation of equity instrument	(199.16)	(123.15)
Tax adjustment of previous years	50.76	(37.90)
Tax effect of different depreciation	(30.32)	(6.81)
Tax effect on chapter VI	(9.51)	(14.00)
Tax on income taxable at different rate	52.16	103.37
Current tax expense (A)	1,676.28	2,148.94
Deferred tax liability on PPE & Intangible Assets	30.32	6.81
Deferred tax asset on expense allowed on payment basis	(9.25)	(1.26)
Deferred tax asset on fair valuation	64.24	(38.88)
Deferred tax expense (B)	85.31	(33.33)
Total Tax Expense (A+B)	1,761.59	2,115.61
Effective Tax Rate	24.95%	24.32%

Notes Forming Part Of Standalone Financial Statement

(₹ in Lacs)

C. Movement of deferred tax assets and liabilities				
Particulars	Year Ended March 31, 2025			As at March 31, 2025
	As at April 1, 2024	Credit/(Charge) in	Credit/(Charge) in OCI	
Deferred tax liability on account of :				
Timing difference on PPE & Intangible Assets as per books and Income Tax Act, 1961	108.43	(30.32)	-	138.75
Fair valuation of Securities for Trade as per Ind AS	-	-	-	-
Total deferred tax liabilities (A)	108.43	(30.32)	-	138.75
Deferred tax assets on account of:				
Expenses allowable u/s. 43B on payment basis				
-Gratuity	65.84	9.25	5.55	80.64
-Bonus	-	-	-	-
Fair valuation of Equity Instruments as per Ind AS	(24.97)	(64.24)	-	(89.21)
Total deferred tax assets (B)	40.87	(54.99)	5.55	(8.57)
Net deferred tax Liability / (Assets) (A-B)	67.56	(85.31)	5.55	147.32
Year Ended March 31, 2024				
Particulars	As at April 1, 2023	Credit/(Chrg) in Profit or Loss	Credit/(Charge) in OCI	As at March 31, 2024
Deferred tax liability on account of :				
Timing difference on PPE & Intangible Assets as per books and Income Tax Act, 1961	101.62	(6.81)	-	108.43
Fair valuation of Securities for Trade as per Ind AS	-	-	-	-
Total deferred tax liabilities (A)	101.62	(6.81)	-	108.43
Deferred tax assets on account of:				
Expenses allowable u/s. 43B on payment basis				
-Gratuity	48.69	3.40	13.76	65.84
-Bonus	2.14	(2.14)	-	-
Fair valuation of Equity Instruments as per Ind AS	(63.85)	38.88	-	(24.97)
Total deferred tax assets (B)	(13.02)	40.14	13.76	40.87
Net deferred tax Liability / (Assets) (A-B)	114.64	33.33	13.76	67.56
March 31, 2025 March 31, 2024				
39. Earnings Per Equity Share				
A) Profit attributable to Equity holders of Company				
Profit attributable to equity holders		5,298.42		6,583.53
B) Weighted average number of ordinary shares				
Number of shares at the beginning of the year		10,41,12,800		10,41,12,800
Number of Share Warrants issued during the year		50,00,000		-
Weighted average number of shares at the end of the year		10,91,12,800		10,41,12,800

Notes Forming Part Of Standalone Financial Statement

(₹ in Lacs)

C) Face value per share	1.00	1.00
D) Basic earnings per share	5.09	6.32
E) Diluted earnings per share	4.86	6.32
40. Contingent Liability and Commitment (to the extent not provided for)		
		₹ in Lacs
Particulars	For the year ended March 31, 2025	For the year ended March 31, 2024
Contingent liabilities:		
Bank Guarantees given*	21,373.75	14,673.75
Demand in respect of income tax matters for which appeal is pending	66.98	66.98
Capital commitments:		
There are no Capital commitment as at the year end.		
* Bank Guarantees details		
1. ICCL Bombay Stock Exchange Ltd (under mandatory rules for membership)	148.75	148.75
2. ICCL Bombay Stock Exchange Ltd (towards additional margin)	21,175.00	14,450.00
3. National Securities Clearing Corporation Ltd (under mandatory rules for membership)	50.00	75.00
41. Segment Reporting		
The Company publishes these standalone financial statements along with the consolidated financial statements. In accordance with Ind AS 108, Operating Segments, the Company has disclosed the segment information in the consolidated financial statements.		

Notes Forming Part Of Standalone Financial Statement

(₹ in Lacs)

42. Due to Micro, Small, & Medium Enterprises

The Company has sent letters to vendors to confirm whether they are covered under Micro, Small and Medium Enterprise Development Act 2006 as well as they have filed required memorandum with prescribed authority. Based on and to the extent of the information received by the Company from the suppliers regarding their status under the Micro, Small and Medium Enterprises Development Act, 2006 (MSMED Act) the relevant particulars as at the year end are furnished below:

Particulars	For the year ended March 31, 2025	For the year ended March 31, 2024
The Principal amount remaining unpaid at the year end	61.13	164.89
The Interest amount remaining unpaid at the year end	-	-
The amount of interest paid by the buyer under MSMED Act, 2006 along with the amounts of the payment made to the supplier beyond the appointed day during each accounting year	-	-
The amount of interest due and payable for the year (where the principal has been paid but interest under the MSMED Act, 2006 not paid)	-	-
The amount of interest accrued and remaining unpaid at the year end	-	-
The amount of further interest due and payable even in the succeeding year, until such date when the interest dues as above are actually paid to the small enterprise, for the purpose of disallowance as a deductible expenditure under section 23	-	-
The balance of MSMED parties as at the year end	61.13	164.89

43. Revenue from Contract with customers

The Company derives revenue primarily from the broking business. Its other major revenue sources is Interest earned from margin funding and delayed payments from clients.

A. Disaggregate revenue information

The table below presents disaggregate revenues from contracts with customers for the year ended March 31, 2025 and March 31, 2024. The Company believes that this disaggregation best depicts how the nature, amount, timing and uncertainty of revenue and cash flows are affected by market and other economic factors.

(₹ in Lacs)

Particulars	For the year ended March 31, 2025	For the year ended March 31, 2024
Brokerage Income	12,481.33	10,765.70
Fees & Commission Income	549.91	396.77
Interest Income	8,018.78	6,361.16
Depository Income	416.32	420.74
Fees From Merchant Banking	462.97	495.45
Total	21,929.31	18,439.82

B. Nature and timing of satisfaction of the performance obligation

1. Broking Income - The Company provides trade execution and settlement services to the customers. There is only one performance obligation of execution of the trade and settlement of the transaction which is satisfied at a point in time. The brokerage charged is the transaction price and is recognised as revenue on settlement date basis.
2. Fees & Commission Income - Fees for subscription based services are received periodically but are recognised as earned on a pro-rata basis over the term of the contract. Commissions from distribution of financial products are recognised upon allotment of the securities to the applicant or as the case may be. Commissions and fees recognised as aforesaid are exclusive of goods and service tax, securities transaction tax, stamp duties and other levies by SEBI and stock exchanges.
3. Interest Income - Interest is earned on delayed payments from clients and amounts funded to them as well as on loans and term deposit with bank. Interest income is recognised on a time proportion basis taking into account the amount outstanding from customers or on the financial instrument and the rate applicable.
4. Depository Income - Income from services rendered on behalf of depository is recognised upon rendering of the services, in accordance with the terms of contract.
5. Fees From Merchant Banking - The Company provides underwriting the issuance of securities services to companies to raise capital through the IPO and FPO process, from initial planning to final listing on the stock exchange. Income is recognised as revenue upon rendering of the services, in accordance with the terms of agreement with customer.

Notes Forming Part Of Standalone Financial Statement

44. Employee benefits

A. The Company contributes to the following post-employment defined benefit plans

(i) Defined Contribution Plans:

The Company makes contributions towards Provident Fund and Employees State Insurance Fund to a defined contribution retirement benefit plan for qualifying employees. Under the plan, the Company is required to contribute a specified percentage of payroll cost to the retirement benefit plan to fund the benefits. The contributions payable to these plans by the Company are at rates specified in the rules of the schemes.

The Company recognised ₹ 44.03 Lacs (Previous Year ₹ 34.57 Lacs) for provident fund contributions in the Statement of Profit and Loss.

The Company recognised ₹ 5.49 Lacs (Previous Year: ₹ 5.41 Lacs) for Employees State Insurance Fund contribution in the Statement of Profit and Loss.

(ii) Defined Benefit Plan:

Gratuity

In accordance with Payment of Gratuity Act, the Company provides for gratuity, a defined benefit retirement plan covering all employees. The plan provides a lump sum payment to vested employees at retirement or termination of employment based on the respective employee's salary and the years of employment with the Company subject to maximum of ₹ 20 lacs. (Previous Year ₹ 20 lacs).

The gratuity benefit is provided through unfunded plan and annual contributions are charged to the statement of profit and loss. Under the scheme, the settlement obligation remains with the Company. Company accounts for the liability for future gratuity benefits based on an actuarial valuation. The net present value of the Company's obligation towards the same is actuarially determined based on the projected unit credit method as at the Balance Sheet date.

B. Movement in Defined Benefit Liability

The following table shows a reconciliation from the opening balances to the closing balances for net defined benefit (asset) liability and its components:

(₹ in Lacs)

Particulars	Defined Benefit Obligation	
	As at March 31, 2025	As at March 31, 2024
Opening balance	261.61	193.44
Included in profit or loss -		
Current service cost	21.45	14.79
Interest cost	18.68	13.93
Total - A	301.74	222.16
Included in OCI -		
Actuarial loss (gain) arising from:		
Demographic assumptions	-	0.00
Financial assumptions	3.99	0.32
Experience adjustment	18.05	54.33
Total - B	22.04	54.65
Other		
Benefits paid	(3.36)	(15.20)
Liability transferred in for Employees joined	-	-
Total - C	(3.36)	(15.20)
Closing balance (A+B+C)	320.42	261.61

C. Defined Benefit Obligations

(i) Actuarial assumptions: The following were the principal actuarial assumptions at the reporting date (expressed as weighted averages).

Particulars	As at March 31, 2025	As at March 31, 2024
Mortality Table	IALM (2012-14) Urban	IALM (2012-14) Urban
Retirement age	60,65,67,69,70 & 75 years	60,65 & 70 years
Attrition Rate	29.00% p.a.	29.00% p.a.
Discount rate	7.14% p.a.	5.15% p.a.
Salary escalation rate	5.00% p.a.	5.00% p.a.

Notes Forming Part Of Standalone Financial Statement

(ii) Sensitivity analysis: Reasonably possible changes at the reporting date to one of the relevant actuarial assumptions, holding other assumptions constant, would have affected the defined benefit obligation by the amounts shown below.

(₹ in Lacs)

Particulars	As at March 31, 2025		As at March 31, 2024	
	Increase	Decrease	Increase	Decrease
Discount rate (1% movement)	6.34	(6.57)	(5.25)	5.55
Future salary growth (1% movement)	(6.12)	6.96	5.01	(4.82)
Employee Turnover (1% movement)	(0.27)	0.26	0.10	(0.12)

The sensitivity analysis have been determined based on reasonably possible changes of the respective assumptions occurring at the end of the reporting period, while holding all other assumptions constant.

The sensitivity analysis presented above may not be representative of the actual change in the projected benefit obligation as it is unlikely that the change in assumptions would occur in isolation of one another as some of the assumptions may be correlated.

D. Expected Future Cash Flows

The table below shows the expected cash flow profile of the benefits to be paid to the current membership of the plan based on past service of the employees as at the valuation date:

(₹ in Lacs)

Maturity profile	As at March 31, 2025	As at March 31, 2024
Expected benefits for Year 1	94.12	76.28
Expected benefits for Year 2	72.53	60.59
Expected benefits for Year 3	52.73	47.44
Expected benefits for Year 4	41.33	32.92
Expected benefits for Year 5	39.77	25.72
Sum of Years 6 to 10	59.97	54.93
Sum of Years 11 and above	14.41	11.96

45. Related Party Disclosure

As per Ind AS 24 - Related Party Disclosures, specified under section 133 of the Companies Act, 2013, read with The Companies (Indian Accounting Standards) Rules, 2015, the name of related party where control exists / able to exercise significant influence along with the transactions and year end balances with them as identified and certified by the management are as follows:

List of related parties and their relationship

a) Subsidiaries

- Arihant Futures & Commodities Limited
- Arihant Financial Services Limited
- Arihant Insurance Broking Services Limited (Till 24th October, 2024)
- Arihant Institute of Financial Education Private Limited (Till 31st July, 2023)
- Arihant Capital (IFSC) Limited

b) Associate

- Electrum Capital Private Limited
- Electrum Portfolio Managers Limited (Subsidiary of associate)

c) Key Management Personnel

Mr. Ashok Kumar Jain	Managing Director
Mr. Arpit Jain	Chief Executive Officer
Mrs. Anita S Gandhi	Whole Time Director (cessation on August 05, 2023)
Mr. Sunil Kumar Jain	Director
Mr. Akhilesh Rathi	Independent Director (Till 31st, March 2024)
Mr. Parag R. Shah	Independent Director (Till 31st, March 2024)
Mr. Ashish Maheshwari	Independent Director
Mr. Jitendra Jain	Independent Director
Ms. Swanubhuti A Jain	Independent Director
Mr. Tarun Goyal	Chief Financial Officer (Till 30th November, 2023)
Mr. Mahesh Pancholi	Company Secretary
Mr. Uttam Maheshwari	Chief Financial Officer (From 01st December, 2023)

Notes Forming Part Of Standalone Financial Statement

d) Relatives of Key Management Personnel

Ashok Kumar Jain HUF
Mrs. Kiran Jain
Mrs. Shruti Jain
Mrs. Swati Jain

e) Enterprises over which Key Management Personnel are able to exercise significant influence

Shyam Developers
Get Prosper Capital Private Limited
Savitt Universal Limited

f) Trust Incorporated

Arihant Alternate Capital Trust

Transactions with related parties

(₹ in Lacs)

Particulars	Relationship	March 31, 2025	March 31, 2024
Income			
Rent			
Electrum Capital Private Limited	Associate	0.79	6.30
Commission			
Electrum Portfolio Managers Limited	Subsidiary of Associate	112.22	90.89
Expenses			
Salary & Incentive			
Ashok Kumar Jain	KMP	361.13	236.00
Anita Gandhi	KMP	-	14.75
Arpit Jain	KMP	336.32	343.29
Kiran Jain	Relative of KMP	4.80	4.80
Tarun Goyal	KMP	-	14.07
Mahesh Pancholi	KMP	16.83	14.95
Shruti Jain	Relative of KMP	42.00	37.00
Uttam Maheshwari	KMP	18.42	7.14
Rent			
Ashok Kumar Jain	KMP	18.00	15.00
Kiran Jain	Relative of KMP	52.73	35.25
Ashok Kumar Jain HUF	Relative of KMP	5.36	4.13
Arpit Jain	KMP	5.36	4.13
Shyam Developers	Enterprises over which KMP are able to exercise significant influence	30.71	30.71
Sitting Fees			
Sunil Kumar Jain	KMP	4.20	2.50
Paragbhai Shah	KMP	-	2.00
Ashish Maheshwari	KMP	4.20	2.00
Akhilesh Rathi	KMP	-	2.00
Jitendra Jain	KMP	3.60	2.50
Swanubhuti Jain	KMP	4.20	2.50
Legal & Professional Fees			
Swati Jain	Relative of KMP	14.40	14.40

Notes Forming Part Of Standalone Financial Statement

(₹ in Lacs)

Particulars	Relationship	March 31, 2025	March 31, 2024
Loan Taken			
Arihant Financial Services Limited	Subsidiary	800.00	-
Interest			
Arihant Financial Services Limited	Subsidiary	177.65	87.22
Savitt Universal Limited	Enterprises over which KMP are able to exercise significant influence	23.01	67.98
Akhilesh Rathi	KMP	-	6.09
Arihant Capital Markets Limited			
Notes Forming Part of Financial Statement			
Kamal Kumar Jain	Relative of KMP	0.96	1.76
Shanta Jain	Relative of KMP	1.76	4.81
Swati Jain	Relative of KMP	0.57	11.27
Meena Jain	Relative of KMP	86.80	59.98
Sunil Kumar Jain	KMP	93.95	48.46
Sunil Kumar Jain HUF	Relative of KMP	24.89	36.96
Anita Gandhi	Whole Time Director (cessation on August 05, 2023)	-	1.18
Commission			
Electrum Capital Private Limited	Associate	2.04	0.75
Assets			
Rent Deposits			
Ashok Kumar Jain	KMP	3.50	3.50
Kiran Jain	Relative of KMP	20.38	20.38
Ashok Kumar Jain HUF	Relative of KMP	3.44	3.44
Arpit Jain	KMP	3.44	3.44
Shyam Developers	Enterprises over which KMP are able to exercise significant influence	3.75	3.75
Trust Deposit			
Arihant Alternate Capital Trust	Trust Incorporated	2.54	1.36
Commission Recievable			
Electrum Portfolio Managers Limited	Subsidiary of Associate	31.95	33.80
Rent Recievable			
Electrum Capital Private Limited	Associate	-	0.62
Liabilities			
Rent Deposits Taken			
Electrum Capital Private Limited	Associate	-	5.00
Loans Taken			
Savitt Universal Limited	Relative of KMP	-	1,000.00
46. Foreign Currency Transactions			
(i) Expenditure in foreign currency			
Particulars		For the year ended March 31, 2025	For the year ended March 31, 2024
Software Expenses		5.01	7.90
Business Development Expenses		17.32	18.56
Total		22.33	26.46

Notes Forming Part Of Standalone Financial Statement

(₹ in Lacs)

(ii) Income in foreign currency						
Particulars	For the year ended March 31, 2025		For the year ended March 31, 2024			
Income from Royalty	21.30		15.27			
Total	21.30		15.27			
47. Ageing Schedule for Trade Receivables						
For the year ended March 31, 2025						
Particulars	Outstanding for following periods from due date of payment					Total
	Less than 6 months	6 months- 1 year	1-2 years	2-3 years	More than 3 years	
(i) Undisputed Trade receivables- considered good	9,463.59	15.56	23.32	2.76	9.62	9,514.85
(ii) Undisputed Trade Receivables- Considered doubtful	158.44	-	-	-	-	158.44
(iii) Disputed Trade Receivables considered good	-	-	-	-	-	-
(iv) Disputed Trade Receivables considered doubtful	-	-	-	-	-	-
For the year ended March 31, 2024						
Particulars	Outstanding for following periods from due date of payment					Total
	Less than 6 months	6 months- 1 year	1-2 years	2-3 years	More than 3 years	
(i) Undisputed Trade receivables- considered good	9,616.77	0.50	12.95	0.02	0.22	9,630.48
(ii) Undisputed Trade Receivables- Considered Doubtful	-	-	-	-	-	-
(iii) Disputed Trade Receivables considered good	-	-	-	-	-	-
(iv) Disputed Trade Receivables considered doubtful	-	-	-	-	-	-
48. Ageing Schedule for Trade Payables						
For the year ended March 31, 2025						
Particulars	Outstanding for following periods from due date of payment					Total
	Less than 1 year	1-2 years	2-3 years	More than 3 years		
(i) MSME	61.13	-	-	-		61.13
(ii) Others	26,784.67	33.61	0.06	0.06		26,818.41
(iii) Disputed dues- MSME	-	-	-	-		-
(iv) Disputed dues- Others	-	-	-	-		-
For the year ended March 31, 2024						
Particulars	Outstanding for following periods from due date of payment					Total
	Less than 1 year	1-2 years	2-3 years	More than 3 years		
(i) MSME	164.89	-	-	-		164.89
(ii) Others	25,292.08	5,625.42	45.43	10.66		30,973.59
(iii) Disputed dues- MSME	-	-	-	-		-
(iv) Disputed dues- Others	-	-	-	-		-
49. Details of borrowings from banks or financial institutions on the basis of security of current assets						
The quarterly returns or statements of current assets filed by the Company with banks or financial institutions for the working capital limit are in agreement with the books of accounts.						
50. Registration of charges or satisfaction with Registrar of Companies						
The company has filed all the registration of charges, modification or satisfaction with ROC within the statutory period as required by the Companies Act, 2013.						

Notes Forming Part Of Standalone Financial Statement

51. Additional Regulatory Information as per Companies Act, 2013

1. The company has not granted any Loans or Advances to promoters, directors, KMPs and the related parties (as defined under Companies Act, 2013,) either severally or jointly with any other person.
2. The title deeds, comprising all the immovable properties are held in the name of company and no immovable property is jointly held with others.
3. There is no Intangible assets under development.
4. There is no tangible assets(Capital-work-in progress) under development.
5. The company has not revalued its Property, Plant and Equipment and Intangible Assets.
6. No proceeding have been initiated or are pending against the company for holding any benami property under the Benami Transactions (Prohibition) Act, 1988 (45 of 1988) and the rules made thereunder.
7. The Company has not traded or invested in Crypto currency or Virtual Currency during the financial year.
8. The company is not declared willful defaulter by any bank or financial Institution or other lender.
9. The company has not entered into transactions with companies struck off under section 248 of the Companies Act, 2013 or section 560 of Companies Act, 1956.
10. The company has not applied for any Scheme of Arrangements in terms of sections 230 to 237 of the Companies Act, 2013.
11. Utilization of Borrowed funds and share premium:
 - (a) No funds have been advanced or loaned or invested (either from borrowed funds or share premium or any other sources or kind of funds) by the company to or in any other person(s) or entity(ies), including foreign entities ("Intermediaries"), with the understanding, whether recorded in writing or otherwise, that the Intermediary shall, whether, directly or indirectly lend or invest in other persons or entities identified in any manner whatsoever by or on behalf of the company ("Ultimate Beneficiaries") or provide any guarantee, security or the like on behalf of the Ultimate Beneficiaries.
 - (b) No funds have been received by the company from any person(s) or entity(ies), including foreign entities ("Funding Parties"), with the understanding, whether recorded in writing or otherwise, that the company shall, whether, directly or indirectly, lend or invest in other persons or entities identified in any manner whatsoever by or on behalf of the Funding Party ("Ultimate Beneficiaries") or provide any guarantee, security or the like on behalf of the Ultimate Beneficiaries."
12. The Company has not used the borrowings from banks and financial institutions for the purpose other than for which it was taken.
13. The Company has no transactions relating to previously unrecorded income that have been surrendered or disclosed as income during the year in the tax assessments under the Income Tax Act, 1961 (43 of 1961).

52. Disclosure relating to various ratios

Additional regulatory information required under clause (xvi) of Division III of Schedule III amendment, disclosure of ratios, is not applicable to the Company as it is in broking business and not an NBFC registered under Section 45-IA of Reserve Bank of India Act, 1934.

53. Fair value measurement

I. Accounting classification and fair values

The following table shows the carrying amount and fair values of financial assets and financial liabilities, including their levels in the fair value hierarchy:

Notes Forming Part Of Standalone Financial Statement

(₹ in Lacs)

Particulars	Carrying amount				Fair value			
	FVTPL	FVOCI	Amortised cost	Total	Level 1	Level 2	Level 3	Total
March 31, 2025								
Financial assets								
Cash and cash equivalents	-	-	1,095.92	1,095.92	-	-	-	-
Bank balance other than cash and cash equivalents	-	-	38,239.27	38,239.27	-	-	-	-
Derivative financial instruments	-	-	-	-	-	-	-	-
Securities for trade	4,824.16	-	-	4,824.16	4,824.16	-	-	4,824.16
Trade receivables	-	-	9,673.29	9,673.29	-	-	-	-
Loans	-	-	12,972.70	12,972.70	-	-	-	-
Investments	1,411.62	-	563.26	1,974.88	1,316.52	-	95.10	1,411.62
Other financial assets	-	-	1,415.39	1,415.39	-	-	-	-
Total financial assets	6,235.78	-	63,959.83	70,195.61	6,140.68	-	95.10	6,235.78
Financial liabilities								
Trade Payables								
Derivative financial instruments	210.38	-	-	210.38	210.38	-	-	210.38
Total outstanding dues of micro & small enterprises	-	-	61.13	61.13	-	-	-	-
Total outstanding dues of creditors other than micro & small enterprises	-	-	26,818.41	26,818.41	-	-	-	-
Debt securities	-	-	2,393.00	2,393.00	-	-	-	-
Borrowings	-	-	5,776.00	5,776.00	-	-	-	-
Other financial Liabilities	-	-	2,368.10	2,368.10	-	-	-	-
Total financial liabilities	210.38	-	37,416.64	37,627.02	210.38	-	-	210.38
March 31, 2024								
Financial assets								
Cash and cash equivalents	-	-	1,678.24	1,678.24	-	-	-	-
Bank balance other than cash and cash equivalents	-	-	37,868.41	37,868.41	-	-	-	-
Derivative financial instruments	4.47	-	-	4.47	4.47	-	-	4.47
Securities for trade	2,905.39	-	-	2,905.39	2,905.39	-	-	2,905.39
Trade receivables	-	-	9,630.48	9,630.48	-	-	-	-
Loans	-	-	17,446.95	17,446.95	-	-	-	-
Investments	944.13	-	638.26	1,582.39	939.03	-	5.10	944.13
Other financial assets	-	-	1,738.98	1,738.98	-	-	-	-
Total financial assets	3,853.98	-	69,001.32	72,855.30	3,848.88	-	5.10	3,853.98
Financial liabilities								
Trade Payables								
Total outstanding dues of micro & small enterprises	-	-	164.89	164.89	-	-	-	-
Total outstanding dues of creditors other than micro								

Notes Forming Part Of Standalone Financial Statement

(₹ in Lacs)

Particulars	Carrying amount				Fair value			
	FVTPL	FVOCI	Amortised cost	Total	Level 1	Level 2	Level 3	Total
March 31, 2024								
& small enterprises	-	-	30,973.59	30,973.59	-	-	-	-
Debt securities			4,325.00	4,325.00				
Borrowings	-	-	4,921.19	4,921.19	-	-	-	-
Other financial Liabilities	-	-	4,195.29	4,195.29	-	-	-	-
Total financial liabilities	-	-	44,579.96	44,579.96	-	-	-	-

Level 1 : Category include financial assets and liabilities that are measured in whole or significantly part by reference to published quotes in an active market.

Level 2 : Category include financial assets and liabilities that are measured using a valuation technique based on assumptions that are supported by prices from observable current market transactions.

Level 3 : Category include financial assets and liabilities that are measured using valuation technique based on non-market observable inputs. This means that fair value are determined in whole or in part using a valuation model based on assumptions that are neither supported by prices from observable current market transactions in the same instrument nor are they based on available market data.

II. Financial instruments not measured at fair value

Financial assets not measured at fair value includes cash and cash equivalents, bank balance, trade receivables, loans and other financial assets. These are financial assets whose carrying amounts approximate fair value, due to their short-term nature and also fixed deposit with maturity more than 12 months (included in other financial assets) are measured at amortized cost.

Additionally, financial liabilities such as trade payables and other financial liabilities are not measured at FVTPL, whose carrying amounts approximate fair value, because of their short-term nature.

54. Financial risk management

The company has a risk management framework, appropriate to the size of the Company and environment under which it operates. The objective of its risk management framework is to ensure that various risks are identified, measured and mitigated and also that policies, procedures and standards are established to address these risks and ensure a systematic response in the case of crystallization of such risks. The board of Directors reviews these policies and processes regularly and is periodically informed about the risk assessment, impact of risk on the business and mitigation plans. The Company is exposed to following risk -

A. Credit risk

Credit risk is the risk that the Company will incur a loss because its customers or counterparties fail to discharge their contractual obligation. The Company manages and controls credit risk by setting limits on the amount of risk it is willing to accept for individual counterparties, and by monitoring exposures in relations to such limits.

The maximum exposure to credit risk for each class of financial instruments is the carrying amount of that class of financial instruments presented in the financial statements.

Deposits with banks are considered to have negligible risk or nil risk, as they are maintained with high rated banks / financial institutions as approved by the Board of directors.

The management has established accounts receivable policy under which customer accounts are regularly monitored.

Expected Credit Loss (ECL):

The Company applies the Ind AS 109 Simplified approach for trade receivables which requires expected lifetime losses to be recognised. For other assets, the Company uses 12 month ECL approach to measuring expected credit losses (ECLs) where there is no significant increase in credit risk of borrower. If there is significant increase in credit risk full lifetime ECL approach is used.

Notes Forming Part Of Standalone Financial Statement

(₹ in Lacs)

Inputs considered in the ECL model

In assessing the impairment of financial assets under Expected Credit Loss (ECL) Model, the assets have been segmented into three stages. The three stages reflect the general pattern of credit deterioration of a financial instrument. The differences in accounting between stages, relate to the recognition of expected credit losses.

Stage 1 : Financial assets for which credit risk has not increased significantly and that are also not credit impaired

Stage 2 : Financial assets for which credit risk has increased significantly but not credit impaired

Stage 3 : Financial assets for which credit risk has increased significantly and are credit impaired

B. Liquidity risk

Liquidity risk is the risk that the entity will encounter difficulty in meeting the obligations associated with its financial liabilities that are settled by delivering cash or another financial asset. The entity's approach to managing liquidity is to ensure, as far as possible, that it will have sufficient liquidity to meet its liabilities when they are due, under both normal and stressed conditions, without incurring unacceptable losses or risking damage to the entity's reputation.

Prudent liquidity risk management requires sufficient cash and marketable securities and availability of funds through adequate committed credit facilities to meet obligations when due and to close out market positions.

Ultimate responsibility for liquidity risk management rests with the board of directors, for the management of the Company's short, medium and long-term funding and liquidity management requirements. The Company manages liquidity risk by maintaining adequate reserves, banking facilities and reserve borrowing facilities, by continuously monitoring forecast and actual cash flows, and by matching the maturity profiles of financial assets and liabilities.

The table below provide details regarding the contractual maturities of significant financial liabilities as of March 31,2025

Particulars	Carrying Amount	Less than 1 year	1-3 year	3-5 year	More than 5 year
Derivative financial instruments				210.38	210.38
Trade Payables	26,879.54	26,879.54	-	-	-
Debt Securities	2,393.00	-	2,393		
Borrowings	5,776.00	5,776.00	-	-	-
Other financial Liabilities	2,368.10	2,368.10	-	-	-

The table below provide details regarding the contractual maturities of significant financial liabilities as of March 31,2024

Particulars	Carrying Amount	Less than 1 year	1-3 year	3-5 year	More than 5 year
Trade Payables	31,138.48	31,138.48	-	-	-
Debt Securities	4,325.00	1,932.00	2,393		
Borrowings	4,921.19	4,921.19	-	-	-
Other financial Liabilities	4,195.29	4,195.29	-	-	-

C. Market risk

Market Risk is the risk that the fair value or future cash flows of financial instruments will fluctuate due to changes in market variables such as interest rates, foreign exchange rates, etc. The objective of market risk management is to manage and control market risk exposures within acceptable parameters, while maximizing the return.

Notes Forming Part Of Standalone Financial Statement

(i) Currency risk

Currency Risk is the risk that the value of a financial instrument will fluctuate due to changes in foreign exchange rates. The company's all transactions are denominated in Indian rupees only. Hence, the Company is not significantly exposed to currency rate risk.

(ii) Interest rate risk

Interest Rate Risk is the risk that the fair value or future cash flow of a financial instrument will fluctuate as result of changes in market interest rates. The Company's Loans are primarily in fixed interest rates. Hence, the Company is not significantly exposed to interest rate risk.

(iii) Market price risks

The Company is exposed to market price risk, which arises from FVTPL investments. The management monitors the proportion of these investments in its investment portfolio based on market indices. Material investments within the portfolio are managed on an individual basis and all buy and sell decisions are approved by the appropriate authority.

55. Capital Management

The company's objectives when managing capital are to safeguard their ability to continue as a going concern, so that they can continue to provide returns for shareholders and benefits for other stakeholders, and maintain an optimal capital structure to reduce the cost of capital.

The company monitors its capital by using gearing ratio, which is net debt to total equity. Net debt includes borrowings net of cash and bank balances and total equity comprises of Equity share capital, general reserve and retained earnings.

(₹ in Lacs)

Particulars	March 31,2025	March 31,2024
Debts	2,393.00	4,325.00
Borrowings	5,776.00	4,921.19
Less: Cash & bank balances	39,335.19	39,546.65
Net Debt (A)	(31,166.19)	(34,625.46)
Total Equity(B)	34,971.76	29,354.14
Gearing Ratio (A/B)	(0.89)	(1.18)

56. Maturity Analysis of Assets and Liabilities

The table below shows an analysis of assets and liabilities analyzed according to when they are expected to be recovered or settled

Particulars	March 31,2025			March 31,2024		
	Within 12 month	After 12 month	Total	Within 12 month	After 12 month	Total
Assets						
Financial assets						
Cash and cash equivalents	1,095.92	-	1,095.92	1,678.24	-	1,678.24
Bank balance other than cash and cash equivalents	38,239.27	-	38,239.27	37,868.41	-	37,868.41
Derivative financial instruments	-	-	-	4.47	-	4.47
Securities for trade	4,824.16	-	4,824.16	2,905.39	-	2,905.39
Trade receivables	9,673.29	-	9,673.29	9,630.48	-	9,630.48

Notes Forming Part Of Standalone Financial Statement

(₹ in Lacs)

Particulars	March 31,2025			March 31,2024		
	Within 12 month	After 12 month	Total	Within 12 month	After 12 month	Total
Loans	12,972.70	-	12,972.70	17,446.95	-	17,446.95
Investments	-	1,974.88	1,974.88	-	1,582.39	1,582.39
Other financial assets	1,190.66	224.73	1,415.39	1,514.03	224.95	1,738.98
	67,996.00	2,199.61	70,195.61	71,047.97	1,807.34	72,855.30
Non-Financial assets						
Property, plant and equipment	-	2,622.94	2,622.94	-	1,209.36	1,209.36
Other intangible assets	-	214.05	214.05	-	243.62	243.62
Other non financial assets	570.95	92.66	663.61	699.96	115.85	815.81
	570.95	2,929.65	3,500.60	699.96	1,568.83	2,268.79
Total Assets	68,566.95	5,129.26	73,696.21	71,747.93	3,376.17	75,124.09
Liabilities						
Financial Liabilities						
Derivative financial instruments	210.38	-	210.38	-	-	-
Trade payables	26,879.54	-	26,879.54	31,138.48	-	31,138.48
Debt Securities	-	2,393.00	2,393.00	-	-	-
Borrowings	5,776.00	-	5,776.00	4,921.19	-	4,921.19
Other financial Liabilities	2,368.10	-	2,368.10	4,195.29	-	4,195.29
	35,234.02	2,393.00	37,627.02	40,254.96	-	40,254.96
Non-Financial Liabilities						
Current Tax Liabilities (net)	41.71	-	41.71	179.73	-	179.73
Provisions	-	320.41	320.41	-	261.61	261.61
Deferred Tax Liabilities (net)	-	147.32	147.32	-	67.56	67.56
Other non financial liabilities	587.99	-	587.99	681.10	-	681.10
	629.70	467.73	1,097.43	860.83	329.17	1,190.00
Total Liabilities	35,863.72	2,860.73	38,724.45	41,115.79	329.17	41,444.96
57. Corporate social responsibility						
The Ministry of Corporate Affairs has notified Section 135 of the Companies Act, 2013 on Corporate Social Responsibility with effect from 1 April 2014. As per the provisions of the said section, the Company has undertaken the following CSR initiatives during the financial year 2023-24. CSR initiatives majorly includes supporting under privileged in education, medical treatments, etc. and various other charitable and noble aids.						
A) Gross amount required to be spent by the Group during the year ₹ 118.88 Lakhs (Previous year ₹ 91.22 Lakhs)						
B) Amount spent during the year ended March 31, 2025 on:						
₹ in Lacs						
Particulars	Year ended March 31, 2025			Year ended March 31, 2024		
	Amount Paid	Yet to be paid	Total	Amount Paid	Yet to be paid	Total
Construction/acquisition of any asset	-	-	-	-	-	-
On purposes other than (a) above	118.88	-	118.88	91.47	-	91.47
Total	118.88	-	118.88	91.47	-	91.47

Notes Forming Part Of Standalone Financial Statement

(₹ in Lacs)

In case of S. 135(5) unspent amount						
Opening Balance	Amount deposited in Specified Fund of Sch. VII within 6 months	Amount required to be spent during the year	Amount spent during the year	Closing Balance		
(0.25)	36.54	118.88	82.34	(0.25)		
<p>Reasons for not spending two percent of the average net profit as per sub-section (5) of Section 135. During fiscal 2025, the Company has spent ₹ 82.34 lacs on various projects including surplus of ₹ 0.25 lacs. The unspent balance of ₹ 36.54 lacs is towards ongoing projects and has been transferred to the unspent CSR account and will be spent in accordance with the CSR Rules.</p> <p>58. Events after Reporting Date There were no significant events after the end of the reporting period which require any adjustment or disclosure in the financial statements other than as stated below: The Board of Directors have recommended a final dividend of ₹ 0.50 per equity share for the financial year ended March 31, 2025. Payment of the final dividend is subject to its approval by the shareholders, in the ensuing Annual General Meeting of the Company.</p> <p>59. Previous year figures have been regrouped/reclassified wherever necessary.</p> <p>60. Approval of Financial Statements The financial statements are approved for issue by the Board of Directors in their meeting held on May 10, 2025</p>						
<p>For Arora Banthia & Tulsiyan Chartered Accountants Firm Reg No: 007028C</p>		<p>Ashok Kumar Jain Managing Director DIN-00184729</p>	<p>Arpit Jain Joint Managing Director & CEO DIN-06544441</p>	<p>For and on behalf of the Board</p> <table border="0"> <tr> <td> <p>Mahesh Pancholi Company Secretary Membership No. : F7143</p> </td> <td> <p>Uttam Maheshwari Chief Financial Officer Membership No. : 41913</p> </td> </tr> </table>	<p>Mahesh Pancholi Company Secretary Membership No. : F7143</p>	<p>Uttam Maheshwari Chief Financial Officer Membership No. : 41913</p>
<p>Mahesh Pancholi Company Secretary Membership No. : F7143</p>	<p>Uttam Maheshwari Chief Financial Officer Membership No. : 41913</p>					
<p>CA. Ajay Tulsiyan Partner Membership No. : 074868 UDIN : 25074868BMUIJE5992 Indore, 10th May, 2025</p>						

INDEPENDENT AUDITOR’S REPORT

To the Members of

ARIHANT CAPITAL MARKETS LIMITED

Report on the Audit of the Consolidated Ind AS Financial Statements

We have audited the accompanying consolidated Ind AS financial statements of ARIHANT CAPITAL MARKETS LIMITED (“the Holding Company”), and its subsidiaries (the Company and its Subsidiaries together referred to as the “Group”) which includes the Group’s share of profit in its associate, which comprise the Consolidated Balance Sheet as at March 31, 2025, the Consolidated Statement of Profit and Loss (including Other Comprehensive Income) and the Consolidated Cash Flow Statement for the year then ended, the Consolidated Statement of Changes in Equity for the year then ended and a summary of material accounting policies and other explanatory information . (Hereinafter referred to as the “consolidated financial statements”).

In our opinion and to the best of our information and according to the explanations given to us, and based on the consideration of report of other auditor on separate financial statements of its associate referred to in the Other Matter paragraph below, the aforesaid consolidated Ind As financial statements give the information required by the Companies Act, 2013 (“the Act”), in the manner so required and give a true and fair view in conformity with the Indian Accounting Standard prescribed under section 133 of the act read with the companies (Indian Accounting Standards) rules,2015 as amended, (“Ind AS”) and other principles generally accepted in India, of the consolidated state of affairs of the Group as at 31st March, 2025, and their consolidated profit (including other comprehensive income) and consolidated cash flows and the consolidated changes in equity for the year ended on that date.

Basis for Opinion

We conducted our audit in accordance with the Standards on Auditing (SAs) specified under section 143(10) of the Companies Act, 2013. Our responsibilities under those Standards are further described in the ‘Auditor’s Responsibilities for the Audit of the consolidated Ind AS financial statements’ section of our report. We are independent of the Group and its associate in accordance with the ‘Code of Ethics’ issued by the Institute of Chartered Accountants of India together with the ethical requirements that are relevant to our audit of the financial statements under the provisions of the Companies Act, 2013 and the Rules there under, and we have

fulfilled our other ethical responsibilities in accordance with these requirements and the Code of Ethics. We believe that the audit evidence we have obtained is sufficient and appropriate to provide a basis for our opinion.

Key Audit Matters

Key audit matters (‘KAM’) are those matters that, in our professional judgment, were of most significance in our audit of the consolidated Ind AS financial statements of the current period. These matters were addressed in the context of our audit of the consolidated Ind AS financial statements as a whole, and in forming our opinion thereon, and we do not provide a separate opinion on these matters.

Information Other than the Ind AS financial statements and Auditor’s Report Thereon

The Holding Company’s Management and Board of Directors are responsible for the other information. The other information comprises the information included in the Management Discussion and Analysis, Board’s Report including Annexure to Board’s Report, Business Responsibility Report, Corporate Governance and Shareholder’s Information, but does not include the consolidated Ind AS financial statements, standalone Ind AS financial statements and our auditor’s report thereon.

Our opinion on the consolidated financial statements does not cover the other information and we do not express any form of assurance conclusion thereon.

In connection with our audit of the consolidated financial statements, our responsibility is to read the other information, compare with the financial statements of the associate audited by the other auditors, to the extent it related to this entity and, in doing so, consider whether such other information is materially inconsistent with the consolidated financial statements or our knowledge obtained in the audit or otherwise appears to be materially misstated. Other information so far as it relates to the associate is traced from their financial statements audited by the other auditor.

Based on the work we have performed, we conclude that there is no material misstatement of this other information.

Management's Responsibility for the Consolidated Ind AS Financial Statements.

The Holding Company's Board of Directors is responsible for the matters stated in Section 134(5) of the Companies Act, 2013 ("the Act") with respect to the preparation of these consolidated Ind AS financial statements that give a true and fair view of the consolidated financial position, consolidated financial performance (and other comprehensive income), consolidated changes in equity and consolidated cash flows of the Group including its associates in accordance with the accounting principles generally accepted in India, including the Indian Accounting Standards ("Ind AS") specified under Section 133. This responsibility also includes maintenance of adequate accounting records in accordance with the provisions of the Act for safeguarding the assets of the Group and its associate and for preventing and detecting frauds and other irregularities; selection and application of the appropriate accounting policies; making judgments and estimates that are reasonable and prudent; and the design, implementation and maintenance of adequate internal financial controls, that were operating effectively for ensuring the accuracy and completeness of the accounting records, relevant to the preparation and presentation of the financial statements that give a true and fair view and are free from material misstatement, whether due to fraud or error, which have been used for the purpose of preparation of the consolidated financial statements by the Directors of the Holding Company, as aforesaid.

In preparing the consolidated Ind AS financial statements, the respective Management and Board of Directors of the companies included in the Group and its associate are responsible for assessing the Group's ability to continue as a going concern, disclosing, as applicable, matters related to going concern and using the going concern basis of accounting unless management either intends to liquidate the Group or to cease operations, or has no realistic alternative but to do so.

The respective Management and Boards of Directors of the companies included in the Group and its associate are also responsible for overseeing the financial reporting process of the Group and its associate.

Auditor's Responsibilities for the Audit of the Consolidated Financial Statements

Our objectives are to obtain reasonable assurance about whether the financial statements as a whole are free from material misstatement, whether due to fraud or error, and to issue an auditor's report that includes our opinion. Reasonable assurance is a high level of assurance, but is not a guarantee that an audit conducted in accordance with SAs will always detect a material misstatement when it exists. Misstatements can arise from fraud or error and are considered material if, individually or in the aggregate, they could reasonably be expected to influence the economic decisions of users taken on the basis of these financial statements.

As part of audit in accordance with SAs, we exercise professional judgment and maintain professional skepticism throughout the audit. We also:

1. Identify and assess the risks of material misstatement of the financial statements, whether due to fraud or error, design and perform audit procedures responsive to those risks, and obtain audit evidence that is sufficient and appropriate to provide a basis for our opinion. The risk of not detecting a material misstatement resulting from fraud is higher than for one resulting from error, as fraud may involve collusion, forgery, intentional omissions, misrepresentations, or the override of internal control.
2. Obtain an understanding of internal control relevant to the audit in order to design audit procedures that are appropriate in the circumstances. Under section 143(3)(i) of the Companies Act, 2013, we are also responsible for expressing our opinion on whether the holding company has adequate internal financial controls system in place and the operating effectiveness of such controls.

3. Evaluate the appropriateness of accounting policies used and the reasonableness of accounting estimates and related disclosures made by management.
4. Conclude on the appropriateness of management's use of the going concern basis of accounting and, based on the audit evidence obtained, whether a material uncertainty exists related to events or conditions that may cast significant doubt on the ability of the Group and its associate to continue as a going concern. If we conclude that a material uncertainty exists, we are required to draw attention in our auditor's report to the related disclosures in the financial statements or, if such disclosures are inadequate, to modify our opinion. Our conclusions are based on the audit evidence obtained up to the date of our auditor's report. However, future events or conditions may cause the Group and its associate to cease to continue as a going concern.
5. Evaluate the overall presentation, structure and content of the financial statements, including the disclosures, and whether the financial statements represent the underlying transactions and events in a manner that achieves fair presentation.
6. Obtain sufficient appropriate audit evidence regarding the financial information of the entities or business activities within the Group and its associate to express an opinion on the consolidated financial statements. We are responsible for the direction, supervision and performance of the audit of the financial statements of such entities or business activities included in the consolidated financial statements of which we are the independent auditors. For the entities or business activities included in the consolidated financial statements, which have been audited by the other auditors, such other auditors remain responsible for the direction, supervision and performance of the audits carried out by them. We remain solely responsible for our audit opinion.

We communicate with those charged with governance regarding, among other matters, the planned scope and timing of the audit and significant audit findings, including any significant deficiencies in internal control that we identify during our audit.

We also provide those charged with governance with a statement that we have complied with relevant ethical requirements regarding independence, and to communicate with them all relationships and other matters that may reasonably be thought to bear on our independence, and where applicable, related safeguards.

From the matters communicated with those charged with governance, we determine those matters that were of most significance in the audit of the consolidated financial statements of the current period and are therefore the key audit matters. We describe these matters in our auditor's report unless law or regulation precludes public disclosure about the matter or when, in extremely rare circumstances, we determine that a matter should not be communicated in our report because the adverse consequences of doing so would reasonably be expected to outweigh the public interest benefits of such communication.

Other Matters

The consolidated financial statements also include the Group's share of profit/(Loss) after tax of Rs. 322.73 lakhs for the year ended March 31, 2025 and total comprehensive income of Rs.322.67 lakhs for the year ended March 31, 2025, as considered in the consolidated financial statements, in respect of one associate, whose financial statements have not been audited by us. These financial statements have been audited by other auditors whose reports have been furnished to us by the Management and our opinion on the consolidated financial statements, in so far as it relates to the amounts and disclosures included in respect of this associate, and our report in terms of subsection (3) of Section 143 of the Act, in so far as it relates to the aforesaid associate is based solely on the reports of the other auditors.

Our opinion on the consolidated financial statements above and our report on Other Legal and Regulatory Requirements below, is not modified in respect of the above matters with respect to our reliance on the work done and the reports of the other auditors and the financial statements certified by the Management.

Report on Other Legal and Regulatory Requirements

1. With respect to the matters specified in paragraph 3 (xxi) and 4 of the Companies (Auditor's Report) Order, 2020, issued by the Central Government of India in terms of sub-section (11) of section 143 of the Companies Act, 2013, to be included in the auditor's report, According to the information and explanations given to us and the CARO reports issued by us for the company and its subsidiaries included in the consolidated financial statement of the company and CARO reports issued by associate's auditor for the associate company to which reporting under CARO is applicable, we report that there are no qualifications or adverse remarks in these CARO reports.
2. With respect to the other matters to be included in the Auditor's Report in accordance with the requirements of section 197(16) of the Act, as amended:

In our opinion and to the best of our information and according to the explanations given to us, the remuneration paid/provided by the Company to its directors during the year is in accordance with the provisions of section 197 of the Act.

3. As required by Section 143 (3) of the Act, based on our audit and on the consideration of the reports of the other auditor on the separate financial statement of the associate referred to in the Other Matters paragraph above we report, to the extent applicable that:
 - (a) We have sought and obtained all the information and explanations which to the best of our knowledge and belief were necessary for the purposes of the aforesaid consolidated financial statements.
 - (b) In our opinion, proper books of account as required by law relating to preparation of the aforesaid consolidated financial statements have been kept by the group so far as it appears from our examination of those books.
 - (c) The Consolidated Balance Sheet, the Consolidated Statement of Profit and Loss including Other Comprehensive Income, Consolidated Statement of Changes in Equity and the Consolidated Statement of Cash Flows dealt with by this Report are in agreement with the relevant books of account maintained for the purpose of preparation of the consolidated financial statements.
 - (d) In our opinion, the aforesaid consolidated financial statements comply with the Ind AS specified under Section 133 of the Act.
 - (e) On the basis of the written representations received from the directors of the holding company as on 31st March 2025 taken on record by the Board of Directors of the holding company, the report of the subsidiary companies and the reports of the statutory auditor of its associates' company, none of the directors of Group Companies and its associate is disqualified as on 31st March, 2025 from being appointed as a director in terms of Section 164 (2) of the Companies Act, 2013.
 - (f) With respect to the adequacy of the internal financial control over financial reporting and the operating effectiveness of such control, refer to our separate report in Annexure "A" which is based on the auditor's report of the Group and its associates. Our report expresses an unqualified opinion on adequacy and operating effectiveness of the internal financial control over financial reporting of those companies.
 - (g) With respect to the other matters to be included in the Auditor's Report in accordance with Rule 11 of the Companies (Audit and Auditors) Rules, 2014, in our opinion and to the best of our information and according to the explanations given to us:
 - i. The Group and its associate, as detailed in note 43A to the consolidated financial statements, has disclosed the impact of pending litigations on its consolidated financial position of the Group as at 31 March 2025.
 - ii. Provision has been made in the consolidated financial statements, as required under the applicable law or accounting standards, for material foreseeable losses, if any, on long-term contracts including derivative contracts;

- iii. There has been no delay in transferring amounts, required to be transferred, to the Investor Education and Protection Fund by the Holding Company, subsidiary companies and its associate company.
- iv.
 - (a) The management has represented that, to the best of its knowledge and belief, other than as disclosed in the notes to the accounts, no funds have been advanced or loaned or invested (either from borrowed funds or share premium or any other sources or kind of funds) by the company to or in any other person(s) or entity(ies), including foreign entities ("Intermediaries"), with the understanding, whether recorded in writing or otherwise, that the Intermediary shall, whether, directly or indirectly lend or invest in other persons or entities identified in any manner whatsoever by or on behalf of the company ("Ultimate Beneficiaries") or provide any guarantee, security or the like on behalf of the Ultimate Beneficiaries.
 - (b) The management has represented, that, to the best of its knowledge and belief, other than as disclosed in the notes to the accounts, no funds have been received by the company from any person(s) or entity(ies), including foreign entities ("Funding Parties"), with the understanding, whether recorded in writing or otherwise, that the company shall, whether, directly or indirectly, lend or invest in other persons or entities identified in any manner whatsoever by or on behalf of the Funding Party ("Ultimate Beneficiaries") or provide any guarantee, security or the like on behalf of the Ultimate Beneficiaries.
 - (c) Based on such audit procedures that the auditor has considered reasonable and appropriate in the circumstances, nothing has come to their notice that has caused them to believe that the representations under sub-clause (a) and (b) contain any material mis-statement.
- v.
 - (a) The final dividend proposed in the previous year, declared and paid by the Company during the year is in accordance with section 123 of the act, as Applicable.
 - (b) No interim dividend declared and paid by the company during the year.
 - (c) The Board of directors of the company have proposed final dividend for the year which is subject to the approval of the members at the ensuing Annual General Meeting. The amount of dividend proposed is in accordance with section 123 of the act, as Applicable.
- vi. Based on our examination, which included test checks, the Company has used accounting software for maintaining its books of account for the financial year ended March 31, 2025 which has a feature of recording audit trail (edit log) facility and the same has operated throughout the year for all relevant transactions recorded in the software. Further, during the course of our audit we did not come across any instance of audit trail feature being tampered with and under proviso to Rule 3(1) of the Companies (Accounts) Rules, 2014 the audit trail has been preserved by the Company as per the statutory requirements for record therein.

For :Arora Bantia & Tulsian

Chartered Accountants

Firm Registration No. 007028C

(CA Ajay Tulsian)

Partner

M. No.: 074868

UDIN : 25074868BMUIJF4455

Indore, 10th May, 2025

Annexure “A” to the independent auditor’s report

(Referred to in paragraph 1 (f) under ‘Report on Other Legal and Regulatory Requirements’ section of our report to the Members of **ARIHANT CAPITAL MARKETS LIMITED** of even date)

Report on the Internal Financial Controls with reference to the aforesaid consolidated Ind AS financial statements under Clause (i) of Sub-section 3 of Section 143 of the Companies Act, 2013 (“the Act”)

In conjunction with our audit of the consolidated Ind AS financial statements of the Group and its associate as of and for the year ended 31 March 2025, we have audited the internal financial controls over financial reporting of Arihant Capital Market Limited (“the Holding Company”) its subsidiary companies and its associates, as of that date.

Management’s Responsibility for Internal Financial Controls

The respective Management and Board of Directors of the holding company, its subsidiaries companies and its associate company are responsible for establishing and maintaining internal financial controls based on the internal control over financial reporting criteria established by the Group considering the essential components of internal control stated in the Guidance Note on Audit of Internal Financial Controls over Financial Reporting issued by the Institute of Chartered Accountants of India. These responsibilities include the design, implementation and maintenance of adequate internal financial controls that were operating effectively for ensuring the orderly and efficient conduct of its business, including adherence to group’s policies, the safeguarding of its assets, the prevention and detection of frauds and errors, the accuracy and completeness of the accounting records, and the timely preparation of reliable financial information, as required under the Companies Act, 2013.

Auditors’ Responsibility

Our responsibility is to express an opinion on the Group’s and its associate’s internal financial controls over financial reporting based on our audit. We conducted our audit in accordance with the Guidance Note on Audit of Internal Financial Controls over Financial Reporting (the “Guidance Note”) and the Standards on Auditing, issued by ICAI and deemed to be prescribed under section 143(10) of the Companies Act, 2013, to the extent applicable to an audit of internal financial controls, both applicable to an audit of Internal Financial Controls and both issued by the Institute of Chartered Accountants of India. Those Standards and the Guidance Note require that we comply with ethical requirements and plan and perform the audit to obtain reasonable assurance about whether adequate internal financial controls over financial reporting was established and maintained and if such controls operated effectively in all material respects.

Our audit involves performing procedures to obtain audit evidence about the adequacy of the internal financial controls system over financial reporting and their operating effectiveness. Our audit of internal financial controls over financial reporting included obtaining an understanding of internal financial controls over financial reporting, assessing the risk that a material weakness exists, and testing and evaluating the design and operating effectiveness of internal control based on the assessed risk. The procedures selected depend on the auditor’s judgment, including the assessment of the risks of material misstatement of the financial statements, whether due to fraud or error.

We believe that the audit evidence we have obtained and the audit evidence obtained by the other auditors of its associate, in terms of their reports referred to in the in the Other Matters paragraph below is sufficient and appropriate to provide a basis for our audit opinion on the Group’s and its associate’s internal financial controls system over financial reporting with reference to these financial statements.

Meaning of Internal Financial Controls over Financial Reporting

A company’s internal financial with reference to financial statements is a process designed to provide reasonable assurance regarding the reliability of financial reporting and the preparation of financial statements for external purposes in accordance with generally accepted accounting principles. A company’s internal financial control over financial reporting includes those policies and procedures that

1. Pertain to the maintenance of records that, in reasonable detail, accurately and fairly reflect the transactions and dispositions of the assets of the company;
2. Provide reasonable assurance that transactions are recorded as necessary to permit preparation of financial statements in accordance with generally accepted accounting principles, and that receipts and expenditures of the company are being made only in accordance with authorizations of management and directors of the company;
3. Provide reasonable assurance regarding prevention or timely detection of unauthorized acquisition, use, or disposition of the company's assets that could have a material effect on the financial statements.

Inherent Limitations of Internal Financial Controls Over Financial Reporting

Because of the inherent limitations of internal financial controls with reference to financial statement, including the possibility of collusion or improper management override of controls, material misstatements due to error or fraud may occur and not be detected. Also, projections of any evaluation of the internal financial controls with reference to financial statements to future periods are subject to the risk that the internal financial control with reference to financial statements may become inadequate because of changes in conditions, or that the degree of compliance with the policies or procedures may deteriorate.

Opinion

In our opinion to the best of our information and according to the explanations given to us and based on the consideration of the reports of the other auditors referred to in the Other Matters paragraph below, the Group and its associate, have in all material respects, adequate internal financial controls over financial reporting and such controls were operating effectively as at 31 March 2025, based on criteria established by the Group and its associate considering the essential components of internal control stated in the Guidance Note on Audit of Internal Financial Controls Over Financial Reporting issued by the Institute of Chartered Accountants of India (the "Guidance Note").

Other Matters

Our aforesaid report under Section 143(3)(i) of the Act on the adequacy and operating effectiveness of the internal financial controls over financial reporting insofar as it relates to its one associate company, is based solely on the corresponding reports of the auditors of such company.

Our opinion is not modified in respect of the above matters.

For : Arora Bantia & Tulsian

Chartered Accountants

Firm Registration No. 007028C

(CA Ajay Tulsian)

Partner

M. No.: 074868

UDIN: 25074868BMUIJF4455

Indore, 10th May, 2025

Consolidated Balance sheet as at March 31, 2025

(₹ in Lacs)

Particulars	Note No.	March 31, 2025	March 31, 2024
ASSETS			
1 Financial assets			
a. Cash and cash equivalents	4	2,031.82	2,413.74
b. Bank balance other than Cash and cash equivalent	5	38,424.22	38,125.21
c. Derivative financial instruments	6	-	4.47
d. Securities for trade	7	4,948.56	3,105.16
e. Trade receivables	8	9,673.29	9,637.37
f. Loans	9	16,060.72	19,172.06
g. Investments	10	2,374.62	1,462.78
h. Other financial assets	11	1,613.57	1,805.74
		75,126.80	75,726.53
2 Non financial assets			
a. Current tax assets (net)	12	0.16	0.05
b. Deferred tax assets (net)	13	6.92	6.54
c. Property, plant and equipment	14	2,651.82	1,239.39
d. Other intangible assets	15	214.04	248.34
e. Other non financial assets	16	691.12	827.60
		3,564.06	2,321.92
Total Assets		78,690.86	78,048.45
LIABILITIES & EQUITY			
Liabilities			
1 Financial Liabilities			
a. Derivatives Financial Instrument	17	210.38	-
b. Trade Payables	18		
i) Total outstanding dues of micro & small enterprises		61.13	164.89
ii) Total outstanding dues of creditors other than micro & small enterprises		26,818.41	30,241.98
c. Debt Securities	19	2,393.00	4,325.00
d. Borrowings	20	7,174.12	5,602.73
e. Other financial Liabilities	21	2,433.78	4,230.19
		39,090.82	44,564.79
2 Non Financial Liabilities			
a. Current Tax Liabilities (net)	22	81.27	206.19
b. Provisions	23	322.66	263.85
c. Deferred Tax Liabilities (net)	24	147.56	68.43
d. Other non financial liabilities	25	603.04	692.75
		1,154.53	1,231.22
3 Equity			
a. Equity share capital	26	1,041.13	1,041.13
b. Other equity	27	37,404.38	31,211.31
		38,445.51	32,252.44
Total Liabilities & Equity		78,690.86	78,048.45
Notes Forming Part of Consolidated Financial statements	1 to 66		
As per our report of even date		For and on behalf of the Board	
For Arora Bantia & Tulsiyan	Ashok Kumar Jain	Arpit Jain	Mahesh Pancholi
Chartered Accountants	Managing Director	Joint Managing Director	Company Secretary
Firm Reg No: 007028C	DIN-00184729	& CEO DIN-06544441	Membership No. : F7143
			Uttam Maheshwari Chief Financial Officer Membership No. : 41913
CA. Ajay Tulsiyan			
Partner			
Membership No. : 074868			
UDIN : 25074868BMUIJF4455			
Indore, 10 th May, 2025			

Consolidated Statement of Profit and Loss for the year ended March 31, 2025

(₹ in Lacs)

Particulars	Note No.	March 31, 2025	March 31, 2024
Income			
I Revenue from Operations			
Interest Income	28	8,474.50	6,706.89
Dividend Income	29	39.65	45.99
Fees & Commission Income	30	13,925.39	12,115.97
Net Gain on fair value changes	31	2,292.16	4,645.51
II Other Income	32	69.38	46.21
III Total Income		24,801.08	23,560.57
IV Expenses			
Finance costs	33	1,991.14	1,256.89
Fees and commission expense	34	7,596.26	6,847.34
Impairment on financial instruments	35	3.59	11.30
Employee Benefits Expenses	36	4,078.86	3,200.92
Depreciation and Amortization Expenses	37	303.54	240.56
Other Expenses	38	3,748.27	2,945.10
Total		17,721.66	14,502.11
V Profit Before Share of Profit / (Loss) of Associates, Exceptional Items and Tax		7,079.42	9,058.47
VI Share of Profit / (Loss) of Associates (Net of Tax)		319.33	210.28
VII Profit Before Exceptional Items and Tax		7,398.75	9,268.75
VIII Exceptional items	40	329.90	0.82
IX Profit Before Tax		7,728.65	9,269.57
X Tax Expenses	41		
Current Tax		1,773.85	2,253.75
Deferred Tax		84.52	(35.22)
Total Tax Expenses		1,858.37	2,218.53
XI Profit/(loss) for the year		5,870.28	7,051.04
XII Other Comprehensive Income			
(A) Items that will not be reclassified to profit & loss			
Remeasurements of the defined benefit plans		(22.03)	(54.66)
Tax effect relating to above item		5.55	13.76
Total (A)		(16.48)	(40.90)
(B) Items that will be reclassified to profit & loss			
Foreign Currency Translation Reserve		3.58	1.89
Tax effect relating to above item			
Total (B)		3.58	1.89
Total Other Comprehensive Income (A+B)		(12.90)	(39.01)
XIII Total Comprehensive Income for the period		5,857.38	7,012.03
XIV Earnings per Share	42		
Equity Shares of ₹ 1 each			
Basic (Amount in ₹)		5.64	6.77
Diluted (Amount in ₹)		5.37	6.77
Notes Forming Part of Consolidated Financial statements	1 to 66		
As per our report of even date			
For Arora Bantia & Tulsian			
Chartered Accountants			
Firm Reg No: 007028C			
Ashok Kumar Jain	Arpit Jain	Mahesh Pancholi	Uttam Maheshwari
Managing Director	Joint Managing Director	Company Secretary	Chief Financial Officer
DIN-00184729	& CEO	Membership No. : F7143	Membership No. : 41913
	DIN-06544441		
CA. Ajay Tulsian			
Partner			
Membership No. : 074868			
UDIN : 25074868BMUIJF4455			
Indore, 10 th May, 2025			

Consolidated Cash Flow Statement for the year ended March 31, 2025

(₹ in Lacs)

Particulars	Note No.	March 31, 2025	March 31, 2024
A Cash flow (used in) / generated from operating activities			
Profit before tax		7,728.65	9,269.57
Add / (less) : Adjustments			
Unrealised (gain)/loss on Fair value changes of Securities for trade		113.87	(21.73)
(Profit) / Loss on sale of Investments		(454.98)	(433.83)
Depreciation / amortisation		303.54	240.56
Interest paid on borrowings		1,415.73	806.76
Dividend income		(39.65)	(45.99)
Foreign Currency Translation Reserve		3.58	1.89
Operating profit before working capital changes		9,070.74	9,817.24
Adjustments for changes in working capital:			
-(Increase)/Decrease in Other bank balance		(299.01)	(19,511.15)
-(Increase)/Decrease in Derivative financial instruments		4.47	11.29
-(Increase)/Decrease in Securities for Trade		(1,957.27)	(2,365.93)
-(Increase)/Decrease in Trade and other receivables		(35.92)	7,652.35
-(Increase)/Decrease in Loans		3,111.34	(9,951.11)
-(Increase)/Decrease in Other financial assets		192.17	(1,368.02)
-(Increase)/Decrease in Other non financial assets		136.48	(277.03)
-(Increase)/Decrease in Derivative financial instruments		210.38	-
-Increase/(Decrease) in Trade payables		(3,527.33)	12,133.18
-Increase/(Decrease) in Other financial liabilities		(1,796.41)	2,466.82
-Increase/(Decrease) in Other non financial liabilities		(89.71)	522.89
-Increase/(Decrease) in Provisions		36.78	13.51
Cash generated from operations		5,056.71	(855.97)
Income tax paid (net)		(1,899.11)	(2,107.20)
Net cash (used in) / generated from operating activities (A)		3,157.60	(2,963.17)
B Cash flow (used in) / generated from Investing activities			
-(Purchase) / Proceeds from sale of property, plant and equipment		(1,681.67)	(305.87)
-(Purchase) / Proceeds from sale of investments		456.86	878.97
- Dividend income received		39.65	45.99
Net cash (used in)/ generated from investing activities (B)			619.09
C Cash flow (used in) / generated from Financing activities			
- Dividend paid		(520.56)	(416.45)
- Interest paid		(1,415.73)	(806.76)
- Increase/ (Decrease) in borrowings		1,571.39	(364.80)
-(Repayment) / Proceeds from issuance of debt securities		(1,932.00)	4,325.00
- Proceeds from issue of convertible warrants		856.25	
Net cash (used in) / generated from financing activities (C)		(1,440.65)	2,736.99
Net increase in cash and cash equivalents (A+B+C)		381.92	392.90
Cash and cash equivalents at the beginning of the period		2,413.74	2,020.84
Cash and cash equivalents at the end of the period			2,413.74
Cash and cash equivalents comprise of			
Cash and cheques in hand		7.40	15.75
Balances with scheduled banks		2,024.42	2,397.99
Total		2,031.82	2,413.74
Notes:			
i) The above cash flow statement has been prepared under the "Indirect method" as set out on the Indian Accounting Standard (Ind AS-7) Statement of Cash Flow			
ii) Figures in brackets indicate cash outflows.			
Notes Forming Part of Consolidated Financial statements		1 to 66	
As per our report of even date			
For Arora Bantia & Tulsiyan			For and on behalf of the Board
Chartered Accountants	Ashok Kumar Jain	Arpit Jain	Mahesh Pancholi
Firm Reg No: 007028C	Managing Director DIN-00184729	Joint Managing Director & CEO DIN-06544441	Company Secretary Membership No. : F7143
			Uttam Maheshwari Chief Financial Officer Membership No. : 41913
CA. Ajay Tulsiyan			
Partner			
Membership No. : 074868			
UDIN : 25074868BMUIJF4455			
Indore, 10 th May, 2025			

Statement of Changes in Equity for the year ended March 31, 2025

A. Equity Share Capital

(₹ in Lacs)

Particular	Amount
Balance as at April 1, 2023	1,041.13
Changes in equity share capital during the year	-
Balance as at March 31, 2024	1,041.13
Changes in equity share capital during the year	-
Balance as at March 31, 2025	1,041.13

B. Other Equity

(₹ in Lacs)

Particulars	Reserve & Surplus					Application Money Received Against Share	Total Equity
	Retained Earnings	Consolidated Reserve	Statutory Reserve	Foreign Currency Translation Reserve	General Reserve		
Balance as at April 1, 2023	1,435.81	35.15	168.83	26.72	22,949.22	-	24,615.73
Profit for the period	7,051.04	-	-	-	-	-	7,051.04
Other comprehensive income	(40.90)	-	-	1.89	-	-	(39.01)
Total comprehensive income	8,445.95	35.15	168.83	28.61	22,949.22	-	31,627.76
Final Dividend	(416.45)	-	-	-	-	-	(416.45)
Transfer to Statutory Reserve	(25.49)	-	25.49	-	-	-	-
Transfer to General Reserve	(6,000.00)	-	-	-	6,000.00	-	-
Balance as at March 31, 2024	2,004.02	35.15	194.32	28.61	28,949.22	-	31,211.32
Profit for the period	5,870.28	-	-	-	-	-	5,870.28
Other comprehensive income	(16.49)	-	-	3.58	-	-	(12.91)
Total comprehensive income	7,857.81	35.15	194.32	32.19	28,949.22	-	37,068.69
Final Dividend	(520.56)	-	-	-	-	-	(520.56)
Transfer to Statutory Reserve	(46.93)	-	46.93	-	-	856.25	-
Transfer to General Reserve	(6,000.00)	-	-	-	6,000.00	-	-
Balance as at March 31, 2025	1,290.31	35.15	241.25	32.19	34,949.22	856.25	37,404.38

For Arora Banthia & Tulsiyan

Chartered Accountants
Firm Reg No: 007028C

Ashok Kumar Jain
Managing Director
DIN-00184729

Arpit Jain
Joint Managing Director
& CEO
DIN-06544441

For and on behalf of the Board

Mahesh Pancholi
Company Secretary
Membership No. : F7143

Uttam Maheshwari
Chief Financial Officer
Membership No. : 41913

CA. Ajay Tulsiyan

Partner

Membership No. : 074868

UDIN : 25074868BMUIJF4455

Indore, 10th May, 2025

SUMMARY OF MATERIAL ACCOUNTING POLICIES AND OTHER EXPLANATORY INFORMATION

NOTE 1: CORPORATE INFORMATION

Arihant Capital Markets Limited (“ACML” or ‘the Holding Company’) is a public limited company and incorporated on 25th June, 1992 under the provisions of Companies Act. The Company is domiciled in India having its registered office at 6, Lad Colony, YN Road Indore, Madhya Pradesh.

The Holding Company is registered with Securities and Exchange Board of India (‘SEBI’) under the Stock brokers and sub-brokers Regulations, 1992 and is a member of Bombay Stock Exchange Limited, National Stock Exchange of India Limited, Multi Commodity Exchange of India Ltd. and National Commodity and Derivatives Exchange Limited.

Arihant Capital Markets Limited, its subsidiaries and associate (collectively, the Group) are engaged in Stock Broking , Commodities Broking, Portfolio Management Services, Financial Services, Real Estate, Insurance Broking and other related activities.

NOTE 2: MATERIAL ACCOUNTING POLICIES INFORMATION

This note provides a list of the material accounting policies information adopted in the preparation of these financial statements. These policies have been consistently applied to all the years presented, unless otherwise stated. Estimates and underlying assumptions are reviewed on an ongoing basis. Revisions to accounting estimates are recognized in the period in which the estimates are revised and future periods are affected.

Basis of Preparation

The financial statement for the year ended 31 March 2025 has been prepared in accordance with Indian Accounting Standard (‘Ind AS’). The Company is covered under the definition of NBFC. These Financial Statements of the Company are presented as per Schedule III (Division III) of the Companies Act, 2013 applicable to NBFCs, as notified by the Ministry of Corporate Affairs (MCA). These Financial Statements of the Company are presented in Indian Rupees (‘INR’), which is also the Company’s functional currency and all values are rounded to nearest lacs. Due to rounding off, the numbers presented throughout the document may not add up precisely to the totals and percentages may not precisely reflect the absolute figures. Previous year figures have been regrouped/ rearranged, wherever necessary.

Preparation of Consolidated financial statements

The Holding Company is covered in the definition of Non-Banking Financial Company as defined in Companies (Indian Accounting Standards) (Amendment) Rules, 2016. As per the format prescribed under Division III of Schedule III to the Companies Act, 2013 on 11 October 2013, the Holding Company presents the Balance Sheet, the Statement of Profit and Loss and the Statement of Changes in Equity in the order of liquidity. A maturity analysis of recovery or settlement of assets and liabilities within 12 months after the reporting date and more than 12 months after the reporting date is presented in Note 59.

2.1. Principles of Consolidation with Subsidiaries

The consolidated financial statements have comprised financial statements of the Company and its subsidiaries, subsidiaries are all entities over which the Group has control. The Group controls an entity when the Group is exposed to, or has rights to, variable returns from its involvement with the entity and has the ability to affect those returns through its power to direct the relevant activities of the entity. Subsidiaries are fully consolidated from the date on which control is transferred to the Group. They are deconsolidated from the date that control ceases.

The acquisition method of accounting is used to account for business combinations by the Group.

The Group combines the financial statements of the Holding Company and its subsidiaries line by line adding together like items of assets, liabilities, equity, income and expenses. Intercompany transactions, balances and unrealized gains on transactions within the Group are eliminated. Unrealized losses are also eliminated unless the transaction provides

evidence of an impairment of the transferred asset. Accounting policies of subsidiaries have been changed where necessary to ensure consistency with the policies adopted by the Group.

2.2. Revenue Recognition

The Group recognizes revenue from contracts with customers based on a five step model as set out in Ind AS 115, Revenue from Contracts with Customers, to determine when to recognize revenue and at what amount. Revenue is measured based on the consideration specified in the contract with a customer. Revenue from contracts with customers is recognised when services are provided and it is highly probable that a significant reversal of revenue is not expected to occur.

Revenue is measured at fair value of the consideration received or receivable. Revenue is recognised when (or as) the Group satisfies a performance obligation by transferring a promised service (i.e. an asset) to a customer. An asset is transferred when (or as) the customer obtains control of that asset.

When (or as) a performance obligation is satisfied, the Group recognizes as revenue the amount of the transaction price (excluding estimates of variable consideration) that is allocated to that performance obligation.

The Group applies the five-step approach for recognition of revenue:

- Identification of contract(s) with customers;
- Identification of the separate performance obligations in the contract;
- Determination of transaction price;
- Allocation of transaction price to the separate performance obligations; and
- Recognition of revenue when (or as) each performance obligation is satisfied.

(i) Brokerage income

It is recognized on settlement date basis and is exclusive of goods and service tax, securities transaction tax (STT) and commodity transaction tax (CTT) wherever applicable.

(ii) Fee & Commission income

Fees based incomes on services are recognised as earned on a pro-rata basis over the term of the contract. Commissions from distribution of financial products are recognised upon allotment of the securities to the applicant or as the case may be.

(iii) Depository income

Income from services rendered on behalf of depository is recognised upon rendering of the services, in accordance with the terms of contract.

(iv) Interest income

Interest income is recognized on accrual basis in Statement of profit and loss for all financial instruments measured at amortised cost.

(v) Dividend income

Dividend income is recognized in the statement of profit or loss on the date that the Group's right to receive payment is established.

(vi) Revenue from Sale of Land and other rights

Revenue from Sale of land and other rights is generally a single performance obligation and the Group has determined that this is satisfied at the point in time when control transfers as per the terms of the contract entered into with the buyers, which generally are with the firmity of the sale contracts / agreements

(vii) Portfolio Management and Advisory Services

The Group provides portfolio management services and advisory services to its clients wherein a separate agreement is entered into with each client. The Group earns management fees which is generally charged as a percent of the Assets Under Management (AUM) and is recognised on accrual basis. The Group, in certain instances also has a right to charge performance fee to the clients if the portfolio achieves a particular level of performance as mentioned in the agreement with the client to the extent permissible under applicable regulations. Generally, no upfront fee is charged to the clients

(viii) Insurance Commission

Insurance commission is recognized on receiving details of the policy issued by the insurance company or receipt of brokerage whichever is earlier.

(ix) Advisory Fees

Revenue from advisory services are recognized over the tenure of service as per terms of contract. Advisory fees related to successful completion of a milestone is recognised as revenue only when such milestone is achieved.

2.3. Income Tax

The income tax expense or credit for the period is the tax payable on the current period's taxable income based on the applicable income tax rate for each jurisdiction adjusted by changes in deferred tax assets and liabilities attributable to temporary differences and to unused tax losses. Current and deferred tax is recognized in profit or loss, except to the extent that it relates to items recognized in other comprehensive income or directly in equity. In this case, the tax is also recognized in other comprehensive income or directly in equity, respectively.

Current Tax

Current tax is measured at the amount of tax expected to be payable on the taxable income for the year as determined in accordance with the provisions of the Income Tax Act, 1961. Current tax assets and current tax liabilities are off set when there is a legally enforceable right to set off the recognized amounts and there is an intention to settle the asset and the liability on a net basis.

Deferred Tax

Deferred tax is provided in full, using the liability method, on temporary differences arising between the tax bases of assets and liabilities and their carrying amounts in the Consolidated financial statements. Deferred tax is determined using tax rates (and laws) that have been enacted or substantially enacted by the end of the reporting period and are expected to apply when the related deferred income tax asset is realized or the deferred income tax liability is settled.

Deferred tax assets are recognized for all deductible temporary differences and unused tax losses only if it is probable that future taxable amounts will be available to utilize those temporary differences and losses.

Deferred tax liabilities are not recognized for temporary differences between the carrying amount and tax bases of investments in subsidiaries where the Group is able to control the timing of the reversal of the temporary differences and it is probable that the differences will not reverse in the foreseeable future.

Deferred tax assets and liabilities are offset when there is a legally enforceable right to offset current tax assets and liabilities and when the deferred tax balances relate to the same taxation authority.

2.4. Assets held for sale

Assets are classified as held for sale if their carrying amount will have recovered principally through sale transaction rather than through continuing use and sale is considered highly probable. They are measured at lower of their

carrying amount or fair value less cost to sell, except for assets such as deferred tax, assets arising from employee benefit, financial assets and contractual rights under insurance contracts, which are specifically exempted from this requirement. Where the Company is committed to a sale plan involving loss of control of an entity, it classifies investment in the entity and assets & liabilities associated with that entity as held for sale.

2.5. Cash and cash equivalents

For the purpose of presentation in the statement of cash flows, cash and cash equivalents includes cash on hand, deposits held at call with financial institutions, other short-term, highly liquid investments with original maturities of three months or less that are readily convertible to known amounts of cash and which are subject to an insignificant risk of changes in value.

2.6. Financial Instruments

Initial recognition and measurement:

Financial assets and financial liabilities are recognized when the entity becomes a party to the contractual provisions of the instrument. Regular way purchases and sales of financial assets are recognized on trade-date, the date on which the Group commits to purchase or sell the asset.

Financial assets and financial liabilities are initially measured at fair value. Transaction costs that are directly attributable to the acquisition or issue of financial assets and financial liabilities (other than financial assets and financial liabilities at fair value through profit or loss) are added to or deducted from the fair value of the financial assets or financial liabilities, as appropriate, on initial recognition. Transaction costs directly attributable to the acquisition of financial assets or financial liabilities at fair value through profit or loss are recognised immediately in profit or loss.

Fair value of financial instruments:

Some of the Group's assets and liabilities are measured at fair value for financial reporting purpose. Fair value is the price that would be received to sell an asset or paid to transfer a liability in an orderly transaction between market participants at the measurement date regardless of whether that price is directly observable or estimated using another valuation technique.

Information about the valuation techniques and inputs used in determining the fair value of various assets and liabilities are disclosed in Note 56.

(A) Financial assets

(i) Classification and subsequent measurement

All recognised financial assets are subsequently measured at either amortised cost or fair value depending on their respective classification.

On initial recognition, a financial asset is classified as - measured at:

- Fair value through profit or loss (FVTPL);
- Fair value through other comprehensive income (FVOCI); or
- Amortised cost.

Financial assets are not reclassified subsequent to their initial recognition, except if and in the period the Group changes its business model for managing financial assets.

All financial assets not classified as measured at amortised cost or FVOCI are measured at FVTPL.

Financial assets at amortised cost are subsequently measured at amortised cost using effective interest method. The amortised cost is reduced by impairment losses. Interest income, foreign exchange gains and losses and impairment are recognised in profit or loss. Any gain and loss on derecognition are recognised in profit or loss.

Financial assets at FVTOCI are subsequently measured at fair value. Interest income is recognised using the effective interest (EIR) method. The impairment losses, if any, are recognized through Statement of Profit and Loss. The loss allowance is recognized in OCI and does not reduce the carrying value of the financial asset. On derecognition, gains and losses accumulated in OCI are reclassified to the Statement of Profit and Loss.

Financial assets at FVTPL are subsequently measured at fair value. Net gains and losses, including any interest or dividend income, are recognised in profit or loss.

(ii) Impairment

The Group recognizes impairment allowances using Expected Credit Losses (“ECL”) method on all the financial assets that are not measured at FVPTL:

ECL are probability-weighted estimate of credit losses. For trade receivables Group follows simplified approach which requires expected lifetime losses to be recognised. For other assets, the Group uses 12 month ECL to provide for impairment loss where there is no significant increase in credit risk. If there is a significant increase in credit risk full lifetime ECL is used. For ECL all financial assets are classified as follows

Stage 1 : Financials assets that are not credit impaired

Stage 2 : Financials assets with significant increase in credit risk but that are not credit impaired.

Stage 3 : Financials assets that are credit impaired.

Financial assets are written off / fully provided for when there is no reasonable of recovering a financial asset in its entirety or a portion thereof.

However, financial assets that are written off could still be subject to enforcement activities under the Group’s recovery procedures, taking into account legal advice where appropriate. Any recoveries made are recognised in the Statement of Profit and Loss.

(iii) Derecognition

A financial asset is derecognised only when:

The Group has transferred the rights to receive cash flows from the financial asset or retains the contractual rights to receive the cash flows of the financial asset, but assumes a contractual obligation to pay the cash flows to one or more recipients.

Where the Group has transferred an asset, the Group evaluates whether it has transferred substantially all risks and rewards of ownership of the financial asset. In such cases, the financial asset is derecognised. Where the entity has not transferred substantially all risks and rewards of ownership of the financial asset, the financial asset is not derecognised.

Where the Group has neither transferred a financial asset nor retains substantially all risks and rewards of ownership of the financial asset, the financial asset is derecognised if the Group has not retained control of the financial asset. Where the Group retains control of the financial asset, the asset is continued to be recognised to the extent of continuing involvement in the financial asset.

(B) Financial liabilities

(i) Initial recognition and measurement

Financial liabilities are classified at amortised cost or FVTPL. A financial liability is classified as at FVTPL if it is classified as held for trading, or it is a derivative or it is designated as such on initial recognition. Financial liabilities at FVTPL are measured at fair value and net gains and losses, including any interest expense, are recognised in profit or loss. Other financial liabilities are subsequently measured at amortised cost using the effective interest method. Interest expense and foreign exchange gains and losses are recognised in profit or loss. Any gain or loss on derecognition is also recognised in Statement of Profit or loss.

(ii) Subsequent measurement

Financial liabilities are subsequently measured at amortised cost using the EIR method. Financial liabilities carried at fair value through profit or loss is measured at fair value with all changes in fair value recognised in the Statement of Profit and Loss.

(iii) Derecognition

A financial liability is derecognised when the obligation specified in the contract is discharged, cancelled or expires.

2.7. Property, plant and equipment

Property, plant and equipment are stated at cost of acquisition less accumulated depreciation. Cost includes expenditure that is directly attributable to the acquisition and installation of the assets.

Subsequent costs are included in the asset's carrying amount or recognized as a separate asset, as appropriate, only when it is probable that future economic benefits associated with the item will flow to the Group and the cost of the item can be measured reliably. The carrying amount of any component accounted for as a separate asset is derecognized when replaced. All other repairs and maintenance are charged to profit or loss during the reporting period in which they are incurred.

Depreciation methods, estimated useful lives and residual value:

Depreciation is calculated using the straight-line method to allocate their cost, net of their residual values, over their estimated useful life prescribed under Schedule II to the Companies Act, 2013. The Group provides pro-rata depreciation from the date of installation till date the assets are sold or disposed.

Assets	Useful Life
Building	60 years
Furniture and Fixtures	10 years
Office Equipments	5 years
Computers	3 years
Electrical Installations	10 years
Vehicles	8 years
Leasehold Premises	30 years

Derecognition:

The carrying amount of an item of property, plant and equipment is derecognized on disposal or when no future economic benefits are expected from its use or disposal. Gains and losses on disposals are determined by

comparing proceeds with carrying amount and are recognized in the statement of profit and loss when the asset is derecognized.

2.8. Intangible assets

Measurement at recognition:

Intangible assets are recognized where it is probable that the future economic benefit attributable to the assets will flow to the Group and its cost can be reliably measured. Intangible assets are stated at cost of acquisition less accumulated amortization and impairment, if any.

Subsequent costs are included in the asset's carrying amount or recognised as a separate asset, as appropriate, only when it is probable that future economic benefits associated with the item will flow to the Group and the cost can be measured reliably.

Amortization

The Group amortizes intangible assets on a straight-line basis over their estimated useful life. The Group provides pro-rata amortization from the day the asset is put to use.

Assets	Useful Life
Computer Software	6 years
Operating Right*	3 years

* This contain insurance broking right and Portfolio management rights which is amortized over the period from the date of IRDA and SEBI Certificate for providing Insurance Broking and Portfolio Management Services respectively, which is the period over which it is estimated that benefits will flow to the Group.

Derecognition:

The carrying amount of an intangible asset is derecognized on disposal or when no future economic benefits are expected from its use or disposal. Gains and losses on disposals are determined by comparing proceeds with carrying amount and are recognized in the statement of profit and loss when the asset is derecognized.

2.9. Investment Property

Investment Property are property held to earn rentals and for capital appreciation. Investment Property are measured initially at cost including transaction costs. Subsequent to initial recognition, investment properties are measured in accordance with Ind AS16's requirements for cost model. An Investment property is derecognised upon disposal or when the investment property is permanently withdrawn from use and no future economic benefits are expected from the disposal. Any gain or loss arising on derecognition of the property (calculated as the difference between the disposal proceeds and the carrying amount of the asset) is included in profit or loss in the period in which property is derecognised.

2.10. Leases

The Group's lease asset primarily consists of office premises which are of short-term lease with lease term of twelve months or less and low value leases. For these short-term and low value leases, the Group recognizes the lease payments as an expense in the Statement of Profit and Loss on a straight-line basis over the term of lease.

2.11. Offsetting financial instruments

Financial assets and liabilities are offset and the net amount is reported in the balance sheet where there is a legally enforceable right to offset the recognised amounts and there is an intention to settle on a net basis or realise the asset and settle the liability simultaneously. The legally enforceable right must not be contingent on future events and must be enforceable in the normal course of business and in the event of default, insolvency or bankruptcy of the Group or the counter party.

2.12. Impairment of non-financial assets

At each reporting date, the Group assesses whether there is any indication based on internal / external factors, that an asset may be impaired. If any such indication exists, the Group estimates the recoverable amount of the asset. The recoverable amount of asset is the higher of its fair value or value in use. Value in use is based on the estimated future cash flows, discounted to their present value using a pre-tax discount rate that reflects the current market assessment of time value of money and the risks specific to it. If such recoverable amount of the asset or the recoverable amount of the cash generating unit to which the asset belongs is less than its carrying amount, the carrying amount is reduced to its recoverable amount and the reduction is treated as an impairment loss and is recognised in the statement of profit and loss. All assets are subsequently reassessed for indications that an impairment loss previously recognised may no longer exist. An Impairment loss is reversed if there has been a change in estimates used to determine the recoverable amount. Such a reversal is made only to the extent that the assets carrying amount would have been determined, net of depreciation or amortization, had no impairment loss been recognised.

2.13. Provisions and contingencies

Provisions are recognised when the Group has a present obligation (legal or constructive) as a result of a past event, it is probable that an outflow of resources embodying economic benefits will be required to settle the obligation and a reliable estimate can be made of the amount of the obligation. Provisions are measured at the best estimate of the expenditure required to settle the present obligation at the reporting date.

Provisions are determined by discounting the expected future cash flows (representing the best estimate of the expenditure required to settle the present obligation at the balance sheet date) at a pre-tax rate that reflects current market assessments of the time value of money and the risks specific to the liability. The unwinding of the discount is recognized as finance cost. Expected future operating losses are not provided for.

Contingent liabilities are disclosed when there is a possible obligation arising from past events, the existence of which will be confirmed only by the occurrence or non-occurrence of one or more uncertain future events not wholly within the control of the Group or a present obligation that arises from past events where it is either not probable that an outflow of resources will be required to settle the obligation or a reliable estimate of the amount cannot be made.

2.14. Employee benefits

(i) Short-term obligations

Short-term employee benefits are recognized as an expense at the undiscounted amount in the Statement of Profit and Loss for the year in which the related services are rendered. The Group recognises the costs of bonus payments when it has a present obligation to make such payments as a result of past events and a reliable estimate of the obligation can be made.

(ii) Post-employment obligations

Defined contribution plan:

Contribution paid / payable to the recognised provident fund, which is a defined contribution scheme, is charged to the Statement of Profit and Loss in the period in which they occur.

Defined benefits plan:

Gratuity is post-employment benefit and is in the nature of defined benefit plan. The liability recognised in the Balance Sheet in respect of gratuity is the present value of defined benefit obligation at the Balance Sheet date together with the adjustments for unrecognised actuarial gain or losses and the past service costs. The defined benefit obligation is calculated at or near the Balance Sheet date by an independent actuary using the projected unit credit method. Actuarial gains and losses comprise experience adjustment and the effects of changes in actuarial assumptions are recognized in the period in which they occur, directly in other comprehensive income. They are included in retained earnings in the statement of changes in equity and in the balance sheet.

2.15. Foreign currency transactions and translation

Transactions in foreign currencies are recorded at the rate of exchange prevailing on the date of the transaction. Exchange differences arising on settlement of revenue transactions are recognised in the statement of profit and loss. Monetary assets and liabilities contracted in foreign currencies are restated at the rate of exchange ruling at the Balance Sheet date. Non monetary assets and liabilities that are measured at fair value in a foreign currency are translated into the functional currency at the exchange rate when the fair value was determined. Non-monetary assets and liabilities that are measured based on historical cost in a foreign currency are translated at the exchange rate at the date of the transaction.

2.16. Dividends

Dividends paid (including income tax thereon, if any) is recognized in the period in which the interim dividends are approved by the Board of Directors, or in respect of the final dividend when approved by shareholders.

2.17. Earnings per share

a) Basic earnings per share

Basic earnings per share is calculated by dividing the net profit for the period (excluding other comprehensive income) attributable to equity share holders of the Group by the weighted average number of equity shares outstanding during the financial year, adjusted for bonus element in equity shares issued during the year.

b) Diluted earnings per share

Diluted earnings per share is computed by dividing the net profit for the period attributable to equity shareholders by the weighted average number of shares outstanding during the period as adjusted for the effects of all diluted potential equity shares except where the results are anti-dilutive.

2.18. Rounding of amounts

All amounts disclosed in the financial statements and notes have been rounded off to the nearest lakhs as per the requirements.

2.19. Events after reporting date

Where events occurring after the balance sheet date provide evidence of conditions that existed at the end of the reporting period, the impact of such events is adjusted within the Consolidated financial statements. Otherwise events after the balance sheet date of material size or nature are only disclosed.

2.20. Derivative financial instruments

Derivative financial instruments are initially recognized at fair value on the date on which a derivative contract is entered into and are subsequently re-measured at fair value at the end of each reporting period. The resulting gain or loss is recognized in standalone statement of profit and loss immediately.

2.21. Investment in subsidiaries

Investment in subsidiaries are recognized at cost and is not adjusted to fair value at the end of each reporting period as allowed by Ind AS 27 'Separate financial statement'. Cost of investment represents amount paid for acquisition of the said investment and a proportionate recognition of the fair value of shares granted to employees of subsidiary under a group share based payment arrangement.

The Company assesses at the end of each reporting period, if there are any indications that the said investment may be impaired. If so, the Company estimates the recoverable value/amount of the investment and provides for impairment, if any i.e. the deficit in the recoverable value over cost.

2.22. Investment in associates

Associates are the entities over which the Group has significant influence. Investment in associates is accounted for using the equity method of accounting, after initially being recognized at cost.

NOTE 3: KEY ACCOUNTING ESTIMATES AND JUDGEMENTS

The preparation of Consolidated financial statements requires management to make judgments, estimates and assumptions in the application of accounting policies that affect the reported amounts of assets, liabilities, income and expenses. Actual results may differ from these estimates. Estimates and underlying assumptions are reviewed on ongoing basis. Any changes to accounting estimates are recognized prospectively. Information about critical judgments in applying accounting policies, as well as estimates and assumptions that have the most significant effect on the amounts recognised in the Consolidated financial statements are included in the following notes:

- (a) **Provision and contingent liability:** On an ongoing basis, Group reviews pending cases, claims by third parties and other contingencies. For contingent losses that are considered probable, an estimated loss is recorded as an accrual in Consolidated financial statements. For Contingencies losses that are considered possible are not provided for but disclosed as Contingent liabilities in the Consolidated financial statements. Contingencies the likelihood of which is remote are not disclosed in the Consolidated financial statements. Gain contingencies are not recognized until the contingency has been resolved and amounts are received or receivable.
- (b) **Allowance for impairment of financial asset:** Judgments are required in assessing the recoverability of overdue and determining whether a provision against those is required. Factors considered include the aging of past dues, value of collateral and any possible actions that can be taken to mitigate the risk of non-payment.
- (c) **Recognition of deferred tax assets:** Deferred tax assets are recognised for unused tax-loss carry forwards, deductible temporary differences and unused tax credits to the extent that realisation of the related tax benefit is probable. The assessment of the probability with regard to the realisation of the tax benefit involves assumptions based on the history of the entity and budgeted data for the future.
- (d) **Defined benefit plans:** The cost of defined benefit plans and the present value of the defined benefit obligations are based on actuarial valuation using the projected unit credit method. An actuarial valuation involves making various assumptions that may differ from actual developments in the future. These include the determination of the discount rate, future salary increases and mortality rates. Due to the complexities involved in the valuation and its long – term nature, a defined benefit obligation is highly sensitive to changes in these assumptions.
- (e) **Property, plant and equipment and Intangible Assets:** Management reviews the estimated useful lives and residual values of the assets annually in order to determine the amount of depreciation and amortization to be recorded during any reporting period. The useful lives and residual values as per schedule II of the Companies Act, 2013 or are based on the Group's historical experience with similar assets and taking into account anticipated technological changes, whichever is more appropriate.
- (f) **Inventories:** Inventories comprising of construction-work-in progress are valued at lower of cost and net realisable value. Net Realisable value is based upon the estimates of the management. The effect of changes, if any, to the estimates is recognised in the Consolidated financial statements for the period in which such changes are determined.
- (g) **Satisfaction of performance obligation:** Determination of revenue under the satisfaction of performance obligation at a point in time method necessarily involves making estimates, some of which are of a technical nature, concerning, where relevant, the timing of satisfaction of performance obligation, costs to completion, the expected revenues from the project or activity and the foreseeable losses to completion. Estimates of project income, as well as project costs, are reviewed periodically. The Group recognises revenue when the Group satisfies its performance obligation.

Consolidated Notes Forming Part Of Financial Statement

(₹ in Lacs)

Particulars	March 31, 2025	March 31, 2024
4. Cash and Cash Equivalents		
Cash on hand	7.40	15.75
Balances with banks		
In current accounts	2,024.42	2,397.99
Total	2,031.82	2,413.74
5. Bank Balances other than Cash and Cash Equivalent		
Earmarked balances with bank towards Unclaimed dividend	27.77	24.52
Unspent CSR Bank Account	36.54	-
Fixed deposit with maturity for less than 12 months	34,803.82	34,489.68
Fixed deposit with maturity for more than 12 months	2,782.84	2,805.85
Interest accrued on fixed deposits	773.26	805.16
Total	38,424.22	38,125.21
Note:		
* Fixed Deposit with bank includes Deposits under the lien of :		
BSE Limited (ICCL)	24,567.00	26,762.00
National Commodity Exchange Limited & NCCL	740.00	740.00
Multi Commodity Exchange of India Limited & MCX-CCL	990.00	2,187.00
Over Draft facility	20.00	20.00
Bank for guarantees issued	11,087.50	7,339.00
Sales Tax Department	2.00	2.00
Insurance Regulatory and Development Authority of India (IRDA)	-	10.00
Pension Fund Regulatory and Development Authority	20.00	20.00
NSE Commodity Derivatives	0.50	
NSEIL	88.24	
Total	37,515.24	37,080.00
*Fixed deposits are pledged with exchange and banks for meeting margin requirements and for obtaining bank guarantee respectively.		
6. Derivative Financial Instruments		
(i) Equity linked derivatives	-	4.47
Total	-	4.47
Notional amounts	-	1,639.30
Note : - The derivatives are used for the purpose of trading.		
7. Securities for trade		
Quoted Equity Shares		
Adani Energy Solutions Limited (1,000 (1,000) shares, face value of ₹ 10 each)	8.72	10.27
Adani Green Energy Limited (1,000 (1,000) shares, face value of ₹ 10 each)	9.49	18.35
Adani Ports And Special Economic Zone Limited (Nil (300) shares, face value of ₹ 2 each)	-	4.03
Adani Total Gas Limited (1000 (1,000) shares, face value of ₹ 1 each)	6.03	9.27

Consolidated Notes Forming Part Of Financial Statement

(₹ in Lacs)

Particulars	March 31, 2025	March 31, 2024
Adani Wilmar Limited (1,000 (1,000) shares, face value of ₹ 1 each)	2.58	3.21
Aditya Birla Capital Limited (2,00,000 (NIL) shares, face value of ₹ 10 each)	370.14	-
Aditya Birla Real Estate Limited (3000 (3,319) shares, face value of ₹ 10 each)	58.80	54.10
Aditya Birla Sun Life Amc Limited (Nil (6,000) shares, face value of ₹ 5 each)	-	27.30
Advik Capital Limited (81,900 (30000) shares, face value of ₹ 1 each)	-	0.01
Allied Digital Services Limited (22,340 (Nil) shares, face value of ₹ 5 each)	42.14	-
Angel One Limited (Nil (498) shares, face value of ₹ 10 each)	-	15.16
Asian Energy Services Limited (1,000 (1,000) shares, face value of ₹ 10 each)	2.69	2.71
Aster DM Healthcare Limited (Nil (2,500) shares, face value of ₹ 10 each)	-	10.23
B.R.Goyal Infrastructure Limited (57,000 (Nil) shares, face value of ₹ 10 each)	61.67	-
Baazar Style Retail Limited (5,000 (Nil) shares, face value of ₹ 5 each)	12.04	-
Balaji Phosphates Limited (8,000 (Nil) shares, face value of ₹ 10 each)	6.40	-
BEML Land Assets Limited (Nil (5,000) shares, face value of ₹ 1 each)	-	11.83
Bharat Dynamics Limited (Nil (20,000) shares, face value of ₹ 5 each)	-	350.38
Bharat Heavy Electricals Limited (Nil (2,500) shares, face value of ₹ 2 each)	-	6.18
Borosil Renewables Limited (Nil (500) shares, face value of ₹ 1 each)	-	2.49
Ceinsys Tech Limited (1,280 (Nil) shares, face value of ₹ 10 each)	17.44	-
Central Depository Services (India) Limited (Nil (2,500) shares, face value of ₹ 1 each)	-	42.80
City Union Bank Limited (39,994 (Nil) shares, face value of ₹ 1 each)	62.86	-
Coal India Limited (25000 (Nil) shares, face value of ₹ 10 each)	99.55	-
Cosmic Crf Limited (600 (Nil) shares, face value of ₹ 10 each)	8.67	-
Cupid Limited (Nil (700) shares, face value of ₹ 1 each)	-	16.96
Deep Industries Limited (Nil (1,000) shares, face value of ₹ 5 each)	-	3.09
Diamond Power Infrastructure Limited (46345 (Nil) shares, face value of ₹ 10 each)	41.49	-

Consolidated Notes Forming Part Of Financial Statement

(₹ in Lacs)

Particulars	March 31, 2025	March 31, 2024
Doms Industries Limited (Nil (200) shares, face value of ₹ 10 each)	-	3.13
Easy Trip Planners Limited (130 (Nil) shares, face value of ₹ 1 each)	0.02	-
Eris Lifesciences Limited (200 (Nil) shares, face value of ₹ 1 each)	2.83	-
Ems Limited (Nil (5,000) shares, face value of ₹ 2 each)	-	20.12
Engineers India Limited (Nil (1,200) shares, face value of ₹ 2 each)	-	24.23
Exicom Tele-Systems Limited (Nil (1,000) shares, face value of ₹ 2 each)	-	1.97
Fineotex Chemical Limited (Nil (343) shares, face value of ₹ 10 each)	-	1.26
Fortis Healthcare Limited (40,000 (Nil) shares, face value of ₹ 10 each)	279.34	-
Fortune Financial Services (India) Limited (Nil (1) shares, face value of ₹ 10 each)	-	-
GeeCee Ventures Limited (30000 (Nil) shares, face value of ₹ 10 each)	110.24	-
GMR Airports Limited (10000 (Nil) shares, face value of ₹ 1 each)	7.57	-
Genus Power Infrastructures Limited (Nil (3,772) shares, face value of ₹ 10 each)	-	23.03
GLOBAL SURFACES LIMITED (Nil (5000) shares, face value of ₹ 10 each)	-	11.54
GMR Power and Urban Infra Limited (Nil (1,000) shares, face value of ₹ 5 each)	-	119.98
Gujarat Narmada Valley Fertilizers & Chemicals Limited (9,100 (2,50,000) shares, face value of ₹ 1 each)	45.18	12.70
Gujarat State Fertilizers & Chemicals Limited (Nil (50) shares, face value of ₹ 2 each)	-	0.10
Gulf Oil Lubricants India Limited (500 (Nil) shares, face value of ₹ 2 each)	5.73	-
HCL INFOSYSTEMS LTD (Nil (5,00,000) shares, face value of ₹ 10 each)	-	8.45
Hero MotoCorp Limited (10000 (Nil) shares, face value of ₹ 2 each)	372.30	-
Hemisphere Properties India Limited (Nil (4,010) shares, face value of ₹ 10 each)	-	1.80
HFCL Limited (Nil (10,000) shares, face value of ₹ 1 each)	-	9.18
Hindustan Construction Company Limited (Nil (3,855) shares, face value of ₹ 1 each)	-	0.36
HPL Electric & Power Limited (Nil (1,135) shares, face value of ₹ 5 each)	-	3.59
IDBI Bank Limited (500 (Nil) shares, face value of ₹ 10 each)	0.39	-

Consolidated Notes Forming Part Of Financial Statement

(₹ in Lacs)

Particulars	March 31, 2025	March 31, 2024
India Cements Limited (738 (Nil) shares, face value of ₹ 10 each)	2.04	-
IFCI Limited (Nil (27,776) shares, face value of ₹ 10 each)	-	11.01
IIFL Finance Limited (Nil (5,000) shares, face value of ₹ 2 each)	-	17.01
India Tourism Development Corporation Limited (Nil (3,000) shares, face value of ₹ 10 each)	-	9.56
Indiamart Intermesh Limited (199 (200) shares, face value of ₹ 10 each)	4.12	5.29
ITD Cementation India Limited (1000 (Nil) shares, face value of ₹ 1 each)	5.57	-
Indo Count Industries Limited (Nil (1,000) shares, face value of ₹ 2 each)	-	3.54
Infibeam Avenues Limited (Nil (10,000) shares, face value of ₹ 1 each)	-	3.41
Inox Wind Limited (Nil (15,000) shares, face value of ₹ 10 each)	-	78.24
International Travel House Limited (Nil (2,000) shares, face value of ₹ 10 each)	-	11.97
IRB Infrastructure Developers Limited (Nil (55,000) shares, face value of ₹ 1 each)	-	14.64
ITI Limited (Nil (800) shares, face value of ₹ 10 each)	-	2.02
Jai Corp Limited (Nil (5,000) shares, face value of ₹ 1 each)	-	14.14
Jaiprakash Associates (Nil (1,00,000) shares, face value of ₹ 2 each)	-	17.95
Jash Engineering Limited (5001 (Nil) shares, face value of ₹ 2 each)	29.04	-
Jindal Poly Films Limited (Nil (1,314) shares, face value of ₹ 10 each)	-	5.96
Jio Financial Services Limited (101000 (5000) shares, face value of ₹ 10 Each)	229.79	17.69
JK Paper Limited (7000 (Nil) shares, face value of ₹ 10 Each)	21.86	-
JSW Infrastructure Limited (Nil (1,500) shares, face value of ₹ 2 Each)	-	3.68
Jupiter Wagons Limited (5,000 (Nil) shares, face value of ₹ 10 Each)	18.46	-
Jyoti CNC Automation Limited (Nil (5,000) shares, face value of ₹ 2 Each)	-	41.07
K.P. Energy Limited (3119 (Nil) shares, face value of ₹ 5 Each)	11.56	-
Life Insurance Corporation of India Limited (500(42,500) shares, face value of ₹ 10 each)	4.00	389.36
LIC Housing Finance Limited (25000 (Nil) shares, face value of ₹ 2 each)	140.96	-

Consolidated Notes Forming Part Of Financial Statement

(₹ in Lacs)

Particulars	March 31, 2025	March 31, 2024
Lux Industries Limited (500 (500) shares, face value of ₹ 2 each)	6.88	5.37
Mahalaxmi Rubtech Ltd (Nil (5,995) shares, face value of ₹ 10 each)	-	17.45
Mangalam Cement Limited (Nil (15,000) shares, face value of ₹ 10 each)	-	109.65
MMTC Limited (Nil (10,951) shares, face value of ₹ 1 each)	-	7.28
Mohini Health & Hygiene Limited (207000 (22,500) shares, face value of ₹ 10 each)	124.41	11.88
Motilal Oswal Financial Services Limited (70000 (Nil) shares, face value of ₹ 1 each)	430.75	-
Motisons Jewellers Ltd (Nil (33,000) shares, face value of ₹ 10 each)	-	52.82
Multi Commodity Exchange of India Limited (3000 (Nil) shares, face value of ₹ 10 each)	159.35	-
Network 18 Media & Investments Limited (50000 (Nil) shares, face value of ₹ 5 each)	21.71	-
Network People Services Technologies Limited (2,900 (Nil) shares, face value of ₹ 10 each)	69.32	-
NLC India Limited (Nil (4,957) shares, face value of ₹ 10 each)	-	11.31
One 97 Communications Limited (1000 (Nil) shares, face value of ₹ 1 each)	7.83	-
Orchid Pharma Limited (1000 (Nil) shares, face value of ₹ 10 each)	7.76	-
Organic Recycling Systems Limited (80,400 (141,000) shares, face value of ₹ 10 each)	207.59	296.45
Orient Cement Limited (Nil (10,000) shares, face value of ₹ 1 each)	-	19.58
Paramount Communicat Limited (Nil (60,000) shares, face value of ₹ 10 each)	-	40.23
Patanjali Foods Limited (1,200 (Nil) shares, face value of ₹ 2 each)	21.70	-
Patel Engineering Limited (Nil (25,000) shares, face value of ₹ 1 each)	-	14.23
Poonawalla Fincorp Limited (Nil (30,000) shares, face value of ₹ 2 each)	-	139.68
Protean eGov Technologies Limited (17,000 (500) shares, face value of ₹ 10 each)	227.94	5.03
Ramkrishna Forgings Limited (Nil (250) shares, face value of ₹ 2 each)	-	1.73
Rattanindia Enterprises Limited (10,000 (Nil) shares, face value of ₹ 2 each)	4.11	-
RBZ Jewellers Limited (16,000 (Nil) shares, face value of ₹ 10 each)	21.80	-
Reliance Infrastructure Limited (7000 (Nil) shares, face value of ₹ 10 each)	18.10	-

Consolidated Notes Forming Part Of Financial Statement

(₹ in Lacs)

Particulars	March 31, 2025	March 31, 2024
Reliance Power Limited (1,15,000 (3,40,000) shares, face value of ₹ 10 each)	49.43	96.05
Repcos Home Finance Limited (7,120 (Nil) shares, face value of ₹ 10 each)	23.86	-
Rico Auto Industries Limited. (Nil (5,000) shares, face value of ₹ 1 each)	-	7.26
Rites Limited. (3,500 (Nil) shares, face value of ₹ 10 each)	7.82	-
Royal Orchid Hotels Limited (Nil (1,000) shares, face value of ₹ 10 each)	-	3.61
Sabar Flex India Limited (10,000 (10,000) shares, face value of ₹ 10 each)	0.73	1.98
Salzer Electronics Limited (800 (Nil) shares, face value of ₹ 10 each)	8.62	-
SEAMEC Limited (500 (Nil) shares, face value of ₹ 10 each)	4.88	-
SG Mart Limited (1,000 (Nil) shares, face value of ₹ 1 each)	3.23	-
Shakti Pumps India Limited (958 (Nil) shares, face value of ₹ 10 each)	9.39	-
Shilchar Technologies Limited (150 (Nil) shares, face value of ₹ 10 each)	7.91	-
Shipping Corporation of India Limited. (2990 (30,766) shares, face value of ₹ 10 each)	4.94	64.24
Shivalik Bimetal Controls Limited (6000 (Nil) shares, face value of ₹ 2 each)	27.72	-
Shriram Finance Limited (Nil (1,806) shares, face value of ₹ 10 each)	-	42.62
Shriram Pistons & Rings Limited (1000 (3000) shares, face value of ₹ 10 each)	18.89	58.82
Shubhshree Biofuels Energy Limited (60,000 (Nil) shares, face value of ₹ 10 each)	181.38	-
Sun Pharma Advanced Research Company Limited (3000 (Nil) shares, face value of ₹ 1 each)	4.44	-
SMC Global Securities Limited (Nil (20,000) shares, face value of ₹ 2 each)	-	24.97
Steel Authority of India Limited (Nil (9,500) shares, face value of ₹ 10 each)	-	33.56
Sterling and Wilson Renewable Energy Limited (Nil (25,000) shares, face value of ₹ 1 each)	-	78.49
Suzlon Energy Limited (50000 (55,000) shares, face value of ₹ 2 each)	28.33	22.22
Tata Consultancy Services Limited (1,113 (Nil) shares, face value of ₹ 1 each)	40.64	-
Tata Motors - DVR Limited (Nil (18,000) shares, face value of ₹ 2 each)	-	118.30
Tata Technologies Limited (1,000 (1,000) shares, face value of ₹ 2 each)	6.80	10.21

Consolidated Notes Forming Part Of Financial Statement

(₹ in Lacs)

Particulars	March 31, 2025	March 31, 2024
Tata Teleservices (Maharashtra) Limited (27,205 (17,934) shares, face value of ₹ 10 each)	15.31	12.87
Titan Company Limited (Nil (175) shares, face value of ₹ 1 each)	-	6.65
The Investment Trust Of India Limited (1 (Nil) shares, face value of ₹ 10 each)	-	-
Transformers and Rectifiers (India) Limited (9,600 (Nil) shares, face value of ₹ 1 each)	51.48	-
TV18 Broadcast Limited (Nil (1,77,507) shares, face value of ₹ 2 each)	-	82.36
Utkarsh Small Finance Bank Limited (500 (Nil) shares, face value of ₹ 10 each)	0.11	-
Valor Estate Limited (Nil (1,500) shares, face value of ₹ 10 each)	-	2.95
Vedanta Limited (25,000 (Nil) shares, face value of ₹ 1 each)	115.85	-
Vilas Transcore Limited (12,000 (Nil) shares, face value of ₹ 10 each)	38.82	-
Vishal Mega Mart Limited (1 (Nil) shares, face value of ₹ 10 each)	-	-
V-Guard Industries Limited. (Nil (399) shares, face value of ₹ 1 each)	-	1.32
Vodafone Idea Limited (50,000 (2,00,000) shares, face value of ₹ 10 each)	3.40	26.50
Waaree Energies Limited (2000 (Nil) shares, face value of ₹ 10 each)	48.09	-
Waaree Renewable Technologies Ltd (600 (Nil) shares, face value of ₹ 2 each)	5.45	-
Welspun Specialty Solutions Limited (65,000 (65,000) shares, face value of ₹ 6 each)	17.30	20.42
Whirlpool of India Limited (60,000 (Nil) shares, face value of ₹ 10 each)	593.94	-
Worth Peripherals Limited (1,32,855 (Nil) shares, face value of ₹ 10 each)	198.86	-
Wockhardt Limited (Nil (10,000) shares, face value of ₹ 5 each)	-	58.57
Xpro India Limited (Nil (4,010) shares, face value of ₹ 10 each)	-	44.81
Yes Bank Limited (Nil (90,020) shares, face value of ₹ 2 each)	-	20.88
Zen Technologies Limited (Nil (4,000) shares, face value of ₹ 1 each)	-	38.26
Zomato Limited (Nil (10,000) shares, face value of ₹ 1 each)	-	18.21
Total	4,948.56	3,105.16

Consolidated Notes Forming Part Of Financial Statement

(₹ in Lacs)

Particulars	March 31, 2025	March 31, 2024
8. Trade Receivables		
Considered good- Secured	9,514.85	9,131.44
Considered good - Unsecured	158.44	505.93
Trade Receivables which have significant increase in credit risk	-	-
Trade Receivables - Credit impaired	-	-
Total (Gross)	9,673.29	9,637.37
Less: Impairment loss allowance	-	-
Total (Net)	9,673.29	9,637.37
Out of which:		
Due from Directors	Nil	Nil
Due from a firm including LLP's and Private Limited Company in which a Director of the Company is a Partner or a Director respectively	Nil	Nil
*For Ageing of Trade Receivable Refer Note No. 50.		
9. Loans		
[A] Loans measured at Amortised Cost		
Margin trading facility	12,972.71	17,446.95
Loans to related parties	-	(731.61)
Loans repayable on demand	3,097.75	2,462.88
Total (Gross)	16,070.46	19,178.22
Less: Impairment loss allowance	(9.74)	(6.16)
Total (Net)	16,060.72	19,172.06
[B] i) Secured by tangible assets	15,663.95	19,624.68
ii) Unsecured	406.51	(446.46)
Total (Gross)	16,070.46	19,178.22
Less: Impairment loss allowance	(9.74)	(6.16)
Total (Net)	16,060.72	19,172.06
[C] Loans in India		
i) Public Sector		
ii) Others	16,070.46	19,178.22
Total (Gross)	16,070.46	19,178.22
Less: Impairment loss allowance	(9.74)	(6.16)
Total (Net)	16,060.72	19,172.06
Stage wise break up of loans -		
Low credit risk (Stage 1)	16,070.46	19,178.22
Significant increase in credit risk (Stage 2)	-	-
Credit impaired (Stage 3)	-	-
Total	16,070.46	19,178.22

Consolidated Notes Forming Part Of Financial Statement

(₹ in Lacs)

Particulars	March 31, 2025	March 31, 2024
10. Investments		
(A) Equity Instruments		
- At Fair Value though Profit or Loss		
1. Investment in Quoted shares		
Century Textiles and Industries Limited (6,681 (Nil) shares, face value of ₹ 10 each)	-	108.89
Jainam Ferro Alloys Limited (17000 (Nil) shares, face value of ₹ 10 each)	-	21.39
Jash Engineering Limited (2297 (Nil) shares, face value of ₹ 2 each)	-	38.92
Poonawalla Fincorp Limited (21,189 (31,000) shares, face value of ₹ 2 each)	-	98.66
Sepc Limited (22223 (Nil) shares, face value of ₹ 1 each)	-	3.70
Xpro India Limited (9778 (Nil) shares, face value of ₹ 2 each)	-	109.25
Sub-Total (1)	-	380.81
2. Investment in Unquoted shares		
Das Offshore Limited (2,054 (2,054) shares, face value of ₹ 10 each)	250.00	250.00
HDB Financial Services Limited (5,320 (5,320) shares, face value of ₹ 10 each)	54.53	50.27
Jai Mata Engineering Limited Eq (25,000 (Nil) shares, face value of ₹ 1 each)	25.00	-
Limelight Lab Grown Diamonds Limited (3,75,000 (Nil) shares, face value of ₹ 1 each)	75.00	-
National Stock Exchange Limited (NSE) (8,000 (7,500) shares, face value of ₹ 1 each)	775.50	257.94
National Services Depository Limited (21,500 (Nil) shares, face value of ₹ 1 each)	236.50	-
Saurashtra Kutch Stock Exchange Limited (1 (1) shares, face value of ₹ 5,000 each)	5.05	5.05
Saraswat Co-Operative Bank Limited (500 (500) shares, face value of ₹ 10 each)	0.05	0.05
Sai Parental Pharma (1,28,570(Nil) shares, face value of ₹ 10 each)	90.00	-
Sub-Total (2)	1,511.63	563.31
3. Investment in Debt Securities		
Shaurrya Teleservices Private Limited (25 (Nil) Bonds, face value of ₹ 1,00,000 each) Investment in 13% Unsecured Compulsory Convertible Debentures (CCDs)	25.00	-
Sub-Total (3)	25.00	-

Consolidated Notes Forming Part Of Financial Statement

(₹ in Lacs)

Particulars	March 31, 2025	March 31, 2024
- As per equity method		
4. Investment in Associate		
Electrum Capital Private Limited (13,75,000 (13,75,000) shares, face value of ₹ 10 each)	837.99	518.66
Sub-Total (4)	837.99	518.66
Total	2,349.62	1,462.78
i) Investments in India	2,349.62	1,462.78
ii) Investments outside India	-	-
Total	2,349.62	1,462.78
11. Other Financial Assets		
Deposits with Exchanges / Depositories	1,359.81	1,405.63
Deposit with Related parties (Refer Note No. 47)	38.63	38.88
Other Deposits	47.02	29.10
Other Advances	168.11	332.13
Total	1,613.57	1,805.74
12. Current tax Assets (net)		
Advance Income Tax Receivable (Net of Provision for Tax)	0.16	0.05
Total	0.16	0.05
13. Deferred Tax Assets		
Deferred Tax Assets (Refer Note No. 41)	6.92	6.54
Total	6.92	6.54

(₹ in Lacs)

Consolidated Notes Forming Part Of Financial Statement

14. Property, Plant & Equipment										
Particulars	Building	Land	Leasehold Premises	Furniture & Fixtures	Office Equipments	Computers	Electrical Installations	Motor Vehicles	Total	
Gross carrying Amount										
As at April 1, 2023	577.89	-	33.09	212.21	125.59	458.76	31.57	260.98	1,700.09	
Additions	-	-	-	18.05	10.21	112.02	-	106.83	247.11	
Disposals	-	-	-	-	-	-	-	-	-	
Currency Fluctuation	-	-	0.47	0.04	-	0.02	-	-	0.53	
Balance as at March 31, 2024	577.89	-	33.56	230.30	135.80	570.80	31.57	367.81	1,947.73	
Additions	1,256.33	-	-	207.59	28.04	171.00	0.03	-	1,662.99	
Disposals	-	-	-	-	0.56	0.13	-	-	0.69	
Currency Fluctuation	-	-	0.89	0.08	-	0.04	-	-	1.01	
Balance as at March 31, 2025	1,834.22	-	34.45	437.97	163.28	741.71	31.60	367.81	3,611.04	
Accumulated Depreciation										
As at April 1, 2023	51.63	-	4.76	53.89	56.24	247.00	8.51	99.90	521.94	
Additions	10.33	-	1.11	22.43	19.13	96.25	3.33	33.70	186.28	
Disposals	-	-	-	-	-	-	-	-	-	
Currency Fluctuation	-	-	0.07	0.02	-	0.02	-	-	0.12	
Balance as at March 31, 2024	61.96	-	5.94	76.34	75.37	343.27	11.84	133.60	708.34	
Additions	23.33	-	1.13	26.77	19.96	132.84	3.06	43.12	250.20	
Disposals	-	-	-	-	-	-	-	-	-	
Currency Fluctuation	-	-	0.17	0.04	-	0.04	-	-	0.25	
Balance as at March 31, 2025	85.29	-	7.24	103.15	95.33	476.15	14.90	176.72	958.79	
Net Carrying Amount										
Balance as at March 31, 2024	515.93	-	27.62	153.96	60.43	227.53	19.73	234.21	1,239.39	
Balance as at March 31, 2025	1,748.93	-	27.21	334.82	67.55	265.52	16.70	191.09	2,651.82	

(₹ in Lacs)

Consolidated Notes Forming Part Of Financial Statement

14. Other Intangible Assets									
Particulars	Building	Land	Leasehold Premises	Furniture & Fixtures	Office Equipments	Computers	Electrical Installations	Motor Vehicles	Total
Gross carrying Amount									
As at April 1, 2023			338.81	0.50	-	-	-	-	339.31
Additions			58.34	-	-	-	-	-	58.34
Disposals			-	-	-	-	-	-	-
Balance as at March 31, 2024			397.15	0.50	-	-	-	-	397.65
Additions			23.10	-	-	-	-	-	23.10
Disposals			-	-	-	-	-	-	-
Balance as at March 31, 2025			420.25	0.50	-	-	-	-	420.75
Accumulated Depreciation									
As at April 1, 2023			94.54	0.50	-	-	-	-	95.04
Additions			54.28	-	-	-	-	-	54.28
Disposals			-	-	-	-	-	-	-
Balance as at March 31, 2024			148.82	0.50	-	-	-	-	149.32
Additions			53.34	-	-	-	-	-	53.34
Disposals			-	-	-	-	-	-	-
Balance as at March 31, 2025			202.16	0.50	-	-	-	-	202.66
Net Carrying Amount									
Balance as at March 31, 2024			248.33	-	-	-	-	-	248.33
Balance as at March 31, 2025			214.04	-	-	-	-	-	214.04

Consolidated Notes Forming Part Of Financial Statement

(₹ in Lacs)

Particulars	31 March 2025	March 31, 2024
16. Other Non Financial Assets		
Employee Advance	12.07	4.76
Prepaid Expenses	237.28	248.87
Tax Receivables (IT Department)	119.78	126.27
GST Receivables	115.15	373.18
Other Advances	206.84	74.52
Total	691.12	827.60
17. Derivative Financial Instruments		
(i) Equity linked derivatives	210	-
Total	210	-
18. Trade Payables		
Micro, Small and Medium Enterprises (Refer Note No. 44)	61.13	164.89
Other than Micro, Small and Medium Enterprises	26,818.41	30,241.98
Total	26,879.54	30,406.87
*For Ageing of Trade Payable Refer Note No. 51.		
19. Debt securities		
Secured Debt Securities		
Redeemable non-convertible debenture 1 year @ 9.5%	-	1,932.00
Redeemable non-convertible debenture 3 year @ 10%	2,393.00	2,393.00
Total	2,393.00	4,325.00
i) Debt securities in India	2,393.00	-
ii) Debt securities outside India	-	-
Total	2,393.00	-
Terms of repayment:		
The aforesaid Redeemable non-convertible debenture are repayable on maturity and the tenure is 12 to 36 months in FY 2023-24, but in FY 2024-25 the outstanding debentures are repayable in 36 months from date of issuance.		
Details of Assets pledged as security		
The Unlisted Redeemable non-convertible debentures are secured by way of pari passu charge on the secured debtors of the company, with a security coverage of 1.2 times the value of the secured debtors.		
20. Borrowings		
[A] Loans repayable on demand		
- Amortised Cost		
i) from Banks and Financial Institutions	5,341.52	4,554.52
ii) from Related Parties (Refer Note No. 47)	1,550.00	669.39
iii) from others	282.60	378.82
Total	7,174.12	5,602.73
[B]		
i) Borrowings in India	7,174.12	5,602.74
ii) Borrowings outside India	-	-
Total	7,174.12	5,602.74

Consolidated Notes Forming Part Of Financial Statement

(₹ in Lacs)

Particulars	March 31, 2025	March 31, 2024
[C]		
i) Secured *	5,341.52	3,921.19
ii) Unsecured	1,832.60	1,681.55
Total	7,174.12	5,602.74
*Secured against pledge of securities, trade receivables and immovable property.		
*Details of Assets pledged as security		
1. The Company availed overdraft facility from ICICI Bank amounting to ₹ 2,000 Lacs. Outstanding book balance of overdraft is ₹ 0.00 Lacs (March 31, 2024: ₹ 11.20 Lacs). The facility was closed in June 2024. The aforesaid overdraft is secured by way of first charge on trade receivables of the company.		
2. The Company availed overdraft facility from Axis Bank amounting to ₹ 6,000 Lacs. Outstanding book balance of overdraft is ₹ 0.00 Lacs (March 31, 2024: ₹ 2100.08 Lacs). The aforesaid overdraft is secured by way of first charge on trade receivables of the company.		
3. The Company availed loan against property from ICICI Bank amounting to ₹720 Lacs. Outstanding book balance of loan is ₹ 0.00 Lacs (March 31, 2024: ₹ 299.81 Lacs). The aforesaid loan is secured by way of first charge by way of equitable mortgage of building situated at 1011, Solitaire Corporate Park, Building No.10, 1st Floor, Andheri Ghatkopar Link Road Chakala Andheri (EAST) Mumbai in the name of the company.		
4. The Company availed overdraft facility from IDFC FIRST Bank amounting to ₹ 5000 Lacs. Outstanding book balance of overdraft is ₹1401.45 Lacs (March 31, 2024: ₹ 1510.09 Lacs) The aforesaid loan is secured by way of charge on Trade receivables of the company.		
5. The Company availed Term loan from Piramal Enterprises Limited amounting to ₹ 5000.00 Lacs. Outstanding book balance of Term Loan is ₹ 1260.49 Lacs The aforesaid loan is secured by way of charge on MTF receivables of the company.		
6. The Company availed Term loan from Tata Capital Limited amounting to ₹ 500.00 Lacs. Outstanding book balance of Term Loan is ₹ 168.09 Lacs. The Company availed Working Capital Loan from Tata Capital Limited amounting to ₹ 1500.00 Lacs. Outstanding book balance of Working Capital Loan is ₹ 1501.58 Lacs. The aforesaid overdraft is secured by way of first charge on MTF receivables of the company.		
7. The Company availed Commercial Property Loan of ₹ 700 Lacs from HDFC Bank . Outstanding book balance of Loan is ₹ 644.39 Lacs. The Aforesaid Loan Is Secured By Way Of First Charge By Way Of Equitable Mortgage Of Building Situated At 901 Solitaire Corporate Park Building No. 9 Chakala Andheri (East) Mumbai 400093 In The Name Of The Company.		
21. Other Financial Liabilities		
Employee Benefits Payable	359.24	634.38
Franchise Deposit	1,260.93	772.80
Other Deposit	12.78	184.33
Expenses Payable	277.64	128.11
Other Payable (includes payable to vendors)	495.42	2,486.05
Unclaimed Dividend*	27.77	24.52
Total	2,433.78	4,230.19
*Out of the above amount, the company is required to credit a sum of ₹ 3.09 Lacs lying in the unclaimed dividend account, on or before 15th October, 2025 to the Investor Education & Protection Fund pursuant to Sub -section (1) of Section 125 of The Companies Act, 2013.		

Consolidated Notes Forming Part Of Financial Statement

(₹ in Lacs)

Particulars	March 31, 2025	March 31, 2024
22. Current Tax Liabilities (net)		
Income tax payable (Net of Advance Tax & TDS)	81.27	206.19
Total	81.27	206.19
23. Provisions		
Provision for Gratuity (Refer Note No. 46)	322.66	263.85
Total	322.66	263.85
24. Deferred Tax Liabilities (net)		
Deferred Tax Liabilities (net) (Refer Note No. 41)	147.56	68.43
Total	147.56	68.43
25. Other Non Financial Liabilities		
Statutory Dues Payable	603.04	692.75
Total	603.04	692.75
26. Share Capital		
Authorised		
12,50,00,000 equity share of ₹ 1/- each (12,50,00,000 of ₹ 1/- each)	1,250.00	1,250.00
Issued, Subscribed & Paid up		
10,41,12,800 equity share of ₹ 1/- each (10,41,12,800 of ₹ 1/- each)	1,041.13	1,041.13
Total	1,041.13	1,041.13
a. Reconciliation of the shares outstanding at the beginning and at the end of the reporting period		
Equity Shares of face value ₹1/-		
Share outstanding at the beginning of the period	10,41,12,800	2,08,22,560
Share outstanding at the end of period	10,41,12,800	10,41,12,800
b. Terms/rights attached to equity shares		
The company has one class of equity shares having a par value of ₹ 1 per share. Each shareholder is eligible for one vote per share held. The dividend proposed by the Board of Directors is subject to the approval of the shareholders in the ensuing Annual General Meeting, except in case of interim dividend. In the event of liquidation, the equity shareholders are eligible to receive the remaining assets of the Company after distribution of all preferential amounts, in proportion to their shareholding.		
c. List of the Shareholders holding more than 5% of the total number of shares issued by the company		
Name of the shareholders		
Ashok Kumar Jain	33,531,680 (32.21%)	33,531,680 (32.21%)
Kiran Jain	23,641,600 (22.71%)	23,641,600 (22.71%)
Sunil Kumar Jain	5,353,280 (5.14%)	5,353,280 (5.14%)
Arpit Jain	5,739,200 (5.51%)	5,739,200 (5.51%)

Consolidated Notes Forming Part Of Financial Statement

d. Shareholding of Promoter			
For the year ended March 31, 2025			
Shares held by promoters at the end of the Year			% Change during
S.No.	Promoter's Name	No. of Shares	% of total shares
			the Year
1	Ashok Kumar Jain	3,35,31,680	32.21
2	Kiran Jain	2,36,41,600	22.71
3	Sunil Kumar Jain	53,53,280	5.14
4	Arpit Jain	57,39,200	5.51
5	Swati Jain		-
6	Shruti Jain	31,10,400	2.99
7	Ratik Jain	9,60,000	0.92
8	Kamal Kumar Jain (HUF)		-
9	Anvita Jain	1,92,000	0.18
10	Meena Jain	1,52,000	0.15
11	Kamal Kumar Jain		-
Total		7,26,80,160	69.81
For the year ended March 31, 2024			
Shares held by promoters at the end of the Year			% Change during
S. No.	Promoter's Name	No. of Shares	% of total shares
			the Year
1	Ashok Kumar Jain	3,35,31,680	32.21
2	Kiran Jain	2,36,41,600	22.71
3	Sunil Kumar Jain	53,53,280	5.14
4	Arpit Jain	57,39,200	5.51
5	Swati Jain		-
6	Shruti Jain	31,10,400	2.99
7	Ratik Jain	9,60,000	0.92
8	Kamal Kumar Jain (HUF)		-
9	Anvita Jain	1,92,000	0.18
10	Meena Jain	1,52,000	0.15
11	Kamal Kumar Jain		-
Total		7,26,80,160	69.81
(₹ in Lacs)			
Particulars	March 31, 2025	March 31, 2024	
27. Other Equity			
General Reserve			
Balance at the beginning of the year	28,949.22	22,949.22	
Transfer from Retained Earnings	6,000.00	6,000.00	
Balance as at end of the year	34,949.22	28,949.22	
Retained Earnings			
Balance at the beginning of the year	2,004.02	1,435.81	
Transfer from Statement of Profit and Loss	5,870.28	7,051.04	
Remeasurement of Defined Benefit Plan (Net of Taxes)	(16.49)	(40.90)	
Final Dividend	(520.56)	(416.45)	

Consolidated Notes Forming Part Of Financial Statement

(₹ in Lacs)

Particulars	March 31, 2025	March 31, 2024
Transfer to Statutory Reserve	(46.93)	(25.49)
Transfer to General Reserve	(6,000.00)	(6,000.00)
Balance as at end of the year	1,290.32	2,004.01
Consolidated Reserve		
Balance at the beginning of the year	35.15	35.15
Balance as at end of the year	35.15	35.15
Statutory Reserve		
Balance at the beginning of the year	194.32	168.83
Transfer from Retained Earnings	46.93	25.49
Balance as at end of the year	241.25	194.32
Foreign Currency Translation Reserve		
Balance at the beginning of the year	28.61	26.72
Transfer from Statement of Profit and Loss	3.58	1.89
Balance as at end of the year	32.19	28.61
Total	36,548.13	31,211.31
Application Money Received against Share Warrants		
5000000 equity Shares of Rs. 1/- each (50,00,000 of Rs. 68.50/- each)	3,425.00	0.00
Amount Received 25% Against Total amount of Warrants	856.25	0.00
	856.25	0.00
General Reserve		
General reserve represents appropriation of surplus in the profit and loss account and is available for distribution to shareholders as dividend.		
Retained Earnings		
Surplus in profit or loss account (Retained Earnings) represents surplus/accumulated profit of the company and is available for distribution to shareholders as dividend.		
Consolidated Reserve		
Consolidated reserve is the excess of net assets taken over cost of consideration paid.		
Statutory Reserve		
Reserve fund is created as per the terms of section 45-IC(1) of the Reserve Bank of India Act, 1934 as a statutory reserve as 20% of the profit after tax.		
Foreign Currency Translation Reserve		
Foreign currency translation reserve is created out of Exchange differences in translating the financial statements having functional currency different from Group functional currency.		

Consolidated Notes Forming Part Of Financial Statement

(₹ in Lacs)

Particulars	March 31, 2025	March 31, 2024
28. Interest Income		
On financial assets measured at amortised cost-		
Interest on loans	444.80	333.53
Interest on deposits with banks	2,704.61	1,852.00
Interest on Margin deposit with exchange	-	58.97
Interest on Margin funding and delayed payment	5,325.09	4,462.39
Total	8,474.50	6,706.89
29. Dividend Income		
From Securities	39.65	45.99
Total	39.65	45.99
30. Fees and commission income		
Commission Received (Net)	549.91	396.77
Brokerage	12,481.33	10,765.70
Depository Receipts	416.32	420.74
Income from Education Fees	-	4.16
Insurance Commission	14.86	33.15
Fees From Merchant Banking	462.97	495.45
Total	13,925.39	12,115.97
31. Net Gain on fair value changes		
(A) Net gain / (loss) on financial instruments at fair value through profit or loss		
(i) Profit/(loss) on sale of derivatives held for trade (net)	(119.01)	1,279.52
(ii) Profit/(loss) on securities held for trade	1,956.19	2,932.16
(B) Others		
- Profit/(loss) on sale of investments (net) at fair value through profit or loss	454.98	433.83
Total	2,292.16	4,645.51
Fair value changes		
Realised gain	1,916.89	4,521.69
Unrealised gain	375.28	123.82
Total	2,292.17	4,645.51
32. Other Income		
Bad debts recovered	-	12.40
Income from Rent	0.79	6.30
Interest on Income tax refund	0.01	-
Miscellaneous income	68.58	27.51
Total	69.38	46.21
33. Finance Costs		
On financial liabilities measured at amortised cost-		
Interest on Borrowings	1,073.87	632.36
Interest on NCD	341.86	174.41
Interest paid on Deposit	571.98	441.06
Other Interest expenses	3.43	9.06
Total	1,991.14	1,256.89

Consolidated Notes Forming Part Of Financial Statement

(₹ in Lacs)

Particulars	March 31, 2025	March 31, 2024
34. Fees and Commission Expense		
Sub Brokerage/Referral Fees	6,293.41	5,651.53
Depository charges	107.60	141.07
Exchange Transaction Charges	1,044.32	963.05
Merchant Banking Expenses	150.94	91.69
Total	7,596.26	6,847.34
35. Impairment on financial instruments		
On Financial Assets measured at amortised cost-		
Trade Receivables	-	-
Loans	3.59	(0.26)
Bad Debts written off	-	11.56
Total	3.59	11.30
36. Employee Benefits Expenses (Includes Managerial Remuneration)		
Salaries, wages and bonus	3,944.96	3,094.69
Contribution to provident and other fund (Refer Note No. 46)	49.53	39.99
Gratuity expense (Refer Note No. 46)	40.13	28.72
Staff welfare expenses	44.23	37.52
Total	4,078.86	3,200.92
37. Depreciation and amortisation expense		
Depreciation on Property, plant & equipment	250.20	186.28
Amortisation on other intangible assets	53.34	54.28
Total	303.54	240.56
38. Other Expenses		
Advertisement	21.15	11.20
Auditors' Remuneration (Refer Note No. 39)	15.89	14.26
Bank Charges	198.45	164.96
Books & Periodicals	-	0.05
Business Development	434.50	286.56
Corporate Social Responsibility (Refer Note No. 63)	118.88	91.47
Communication Costs	275.67	190.49
Commission	-	15.91
Diwali Expenses	-	0.03
Electricity	63.69	59.61
Exchange Charges	3.20	-
Foreign Exchange Loss (Net)	0.08	0.02
Insurance	12.04	12.35
Legal and Professional	890.89	779.28
Membership Fee & Subscription	24.55	24.98
Miscellaneous Expenses	129.25	112.42
Office Expenses	49.89	47.69
Professional Tax	0.03	0.03
Rent	182.03	170.50
Repairs & Maintenance	169.78	117.29
Software Maintenance	974.32	677.39
Stationery & Printing	26.51	31.80
Travel & Conveyance	157.48	136.81
Total	3,748.27	2,945.10

Consolidated Notes Forming Part Of Financial Statement

(₹ in Lacs)

Particulars	March 31, 2025	March 31, 2024
39. Remuneration To Auditors (Exclusive of Taxes)		
Statutory audit	12.85	10.52
Tax audit	1.00	1.00
Limited review	0.90	0.90
Other services	1.14	1.84
Total	15.89	14.26
40. Exceptional Item		
Share of Profit / (Loss) of Associates (Net of Tax)	319.33	210.28
Gain on Disposal of Investments (Net) (Refer Note No. 48)		
- In Subsidiaries Carried at Cost	-	0.82
Profit on sale of subsidiaries (Refer Note No. 48)	329.90	
Total	649.23	211.10
41. Tax Expense		
A. The major components of income tax expense for the year are as under		
(A) Current tax expense		
Current tax for the year	1,723.53	2,291.63
Tax adjustment in respect of earlier years	50.32	(37.88)
Total current tax expense (A)	1,773.85	2,253.75
(B) Deferred tax expense		
Change in deferred tax	84.52	(35.22)
Net deferred tax expense (B)	84.52	(35.22)
Total (A+B)	1,858.37	2,218.53
B. Reconciliation of tax expenses and the accounting profit for the year is as under		
Profit / (loss) before income tax expense	7,079.41	9,058.47
Tax at the rate of 25.17%	1,781.75	2,279.84
Difference due to :		
Tax effect of expense allowed on payment basis	5.58	15.01
Tax on expense not tax deductible	30.82	22.95
Tax adjustment relating to fair valuation of equity instrument	(109.04)	(112.42)
Tax impact of Expense Deductible for tax purpose	-	-
Tax effect of Impairment Loss	-	-
Tax impact of Carried forward losses	0.71	(0.05)
Tax effect of different depreciation	(30.44)	(6.98)
Tax effect on chapter VI	(9.51)	(14.00)
Tax effect of Ind AS adjustment	0.44	(0.01)
Tax adjustment of previous years	50.32	(37.88)
Tax on income exempt from tax	-	-
Tax on income taxable at different rate	52.16	103.37
Others	1.06	1.28
Impairment on subsidiaries	-	0.04
Associate Dividend	-	-
Current tax expense (A)	1,773.85	2,251.15
Change in deferred tax liabilities	84.68	(34.86)
Change in deferred tax assets	(0.16)	(0.36)
Deferred tax expense (B)	84.52	(35.22)
Total Tax Expense (A+B)	1,858.37	2,215.93
Effective Tax Rate	26.25%	24.46%

Consolidated Notes Forming Part Of Financial Statement

Movement in deferred tax assets and liabilities

(₹ in Lacs)

Particulars	As at April 1, 2024	Credit/ (Charge) in Profit or Loss	Recognised in OCI	Disposal of Subsidiaries	As at March 31, 2025
Timing difference on Property, plant and equipment as per books and Income Tax Act, 1961	111.56	(30.68)	-	0.22	142.01
Processing Fee	0.69	0.44	-	-	0.25
Fair valuation of Equity Instruments as per Ind AS	24.97	(64.24)	-	-	89.21
Expenses allowable u/s. 43B on payment basis					
-Gratuity	(66.41)	9.25	5.55	-	(81.21)
-Bonus	-	-	-	-	-
Loss carried forward	(8.94)	0.71	-	-	(9.64)
Net deferred tax (asset) / liabilities	61.87	(84.52)	5.55	0.22	140.62

(₹ in Lacs)

Particulars	As at April 1, 2023	Credit/ (Charge) in Profit or Loss	Recognised in OCI	Disposal of Subsidiaries	As at March 31, 2024
Timing difference on Property, plant and equipment as per books and Income Tax Act, 1961	104.47	(7.09)	-	-	111.56
Fair valuation of Securities for trade as per Ind AS	-	-	-	-	-
Processing Fee	0.68	(0.01)	-	-	0.69
Fair valuation of Equity Instruments as per Ind AS	66.09	41.12	-	-	24.98
Expenses allowable u/s. 43B on payment basis					
-Gratuity	(49.25)	3.40	13.76	-	(66.41)
-Bonus	(2.14)	(2.14)	-	-	(0.01)
Loss carried forward	(8.98)	(0.05)	-	0.01	(8.94)
Impairment of Trade Receivable	-	-	-	-	-
Net deferred tax (asset) / liabilities	110.87	35.23	13.76	0.01	61.87

(₹ in Lacs)

Particulars	March 31, 2025	March 31, 2024
Net deferred tax (assets) / liabilities		
Amounts presented in the consolidated balance sheet		
Deferred tax assets	(6.92)	(6.54)
Deferred tax liabilities	147.56	68.43
42. Earnings Per Equity Share		
A) Profit attributable to Equity holders of Company		
Profit attributable to equity holders	5,870.28	7,051.04
B) Weighted average number of ordinary shares		
Number of shares at the beginning of the year	10,41,12,800	10,41,12,800
Weighted average number of shares at the end of the year	10,41,12,800	10,41,12,800
C) Face value per share	1.00	1.00
D) Basic and Diluted earnings per share	5.64	6.77

Consolidated Notes Forming Part Of Financial Statement

(₹ in Lacs)

Particulars	For the year ended March 31, 2025	For the year ended March 31, 2024
43A. Contingent Liability and Commitment (to the extent not provided for)		
Contingent liabilities:		
Bank Guarantees given*	21,373.75	14,673.75
Demand in respect of income tax matters for which appeal is pending	101.15	101.15
Contingent Liabilities in respect of brokerage earned in relation to trade in NSEL products.	77.57	77.57
Capital commitments:		
There are no Capital commitment as at the year end.		
* Bank Guarantees details		
1. ICCL Bombay Stock Exchange Ltd (under mandatory rules for membership)	148.75	148.75
2. ICCL Bombay Stock Exchange Ltd (towards additional margin)	21,175.00	14,450.00
3. National Securities Clearing Corporation Ltd (under mandatory rules for membership)*	50.00	75.00
43B. Arihant Futures and Commodities Limited (AFCL) was a member of National Spot Exchange Limited (NSEL) till 2013. NSEL had defaulted in its settlement obligations to investors including pay-out of Rs. 4826.08 lacs to AFCL's Clients who traded on the Exchange Platform till July 2013. The matter has been under investigation by EOW, ED, SEBI, SFIO as well as other investigating authorities/Courts and is currently pending before such authorities/courts. Further Rs. 77.57 lacs towards brokerage earned in relation to trade in NSEL products has been attached under PMLA Act 2002.		
44. Due to Micro, Small, & Medium Enterprises		
The Group has sent letters to vendors to confirm whether they are covered under Micro, Small and Medium Enterprise Development Act 2006 as well as they have filed required memorandum with prescribed authority. Based on and to the extent of the information received by the Group from the suppliers regarding their status under the Micro, Small and Medium Enterprises Development Act, 2006 (MSMED Act), the relevant particulars as at the year end are furnished below:		
(₹ in Lacs)		
Particulars	For the year ended March 31, 2025	For the year ended March 31, 2024
The Principal amount remaining unpaid at the year end	61.13	164.89
The Interest amount remaining unpaid at the year end	-	-
The amount of interest paid by the buyer under MSMED Act, 2006 along with the amounts of the payment made to the supplier beyond the appointed day during each accounting year	-	-
The amount of interest due and payable for the year (where the principal has been paid but interest under the MSMED Act, 2006 not paid)	-	-
The amount of interest accrued and remaining unpaid at the year end	-	-
The amount of further interest due and payable even in the succeeding year, until such date when the interest dues as above are actually paid to the small enterprise, for the purpose of disallowance as a deductible expenditure under section 23	-	-
The balance of MSMED parties as at the year end	61.13	164.89

Consolidated Notes Forming Part Of Financial Statement

45. Revenue from Contract with customers

The Group derives revenue primarily from the broking and related business. Its other major revenue sources is Interest income.

A. Disaggregate revenue information

The table below presents disaggregate revenues from contracts with customers for the year ended March 31, 2025 and March 31, 2024. The Group believes that this disaggregation best depicts how the nature, amount, timing and uncertainty of revenue and cash flows are affected by market and other economic factors.

(₹ in Lacs)

Particulars	For the year ended March 31, 2025	For the year ended March 31, 2024
Broking & Related Income	13,925.38	12,111.81
Interest Income	8,474.50	6,706.89
Gain on Fair Value Changes(AFCL)	62.87	247.42
Total	22,462.75	19,066.12

B. Nature and timing of satisfaction of the performance obligation

- 1. Broking & Related Income** - Income from services rendered as a broker is recognised upon rendering of the services. Commissions from distribution of financial products are recognised upon allotment of the securities to the applicant or as the case may be, on issue of the insurance policy to the applicant. Fees for subscription based services are received periodically but are recognised as earned on a pro-rata basis over the term of the contract, and are over the period in nature. Income from services rendered on behalf of depository is recognised upon rendering of the services, in accordance with the terms of contract. The Company provides underwriting the issuance of securities services to companies to raise capital through the IPO and FPO process, from initial planning to final listing on the stock exchange. Income is recognised as revenue upon rendering of the services, in accordance with the terms of agreement with customer.
- 2. Interest Income** - Interest is earned on delayed payments from clients and amounts funded to them as well as on loans and term deposit with bank. Interest income is recognised on a time proportion basis taking into account the amount outstanding from customers or on the financial instrument and the rate applicable.
- 3. Gain on fair value changes** - The Company earns gain on fair value change through trading in shares and derivatives. There is only one performance obligation of execution of the trade and settlement of the transaction which is satisfied at a point in time. Gain loss on fair value changes is recognised as revenue on settlement date basis.

46. Employee benefits

A. The Group contributes to the following post-employment defined benefit plans

(i) Defined Contribution Plans:

The Group makes contributions towards Provident Fund and Employees State Insurance Fund to a defined contribution retirement benefit plan for qualifying employees. Under the plan, the Group is required to contribute a specified percentage of payroll cost to the retirement benefit plan to fund the benefits. The contributions payable to these plans by the Group are at rates specified in the rules of the schemes.

The Company recognised ₹ 44.03 Lacs (Previous Year ₹ 34.57 Lacs) for provident fund contributions in the Statement of Profit and Loss.

The Company recognised ₹ 5.49 Lacs (Previous Year: ₹ 5.41 Lacs) for Employees State Insurance Fund contribution in the Statement of Profit and Loss.

(ii) Defined Benefit Plan:

Gratuity

In accordance with Payment of Gratuity Act, the Group provides for gratuity, a defined benefit retirement plan covering all employees. The plan provides a lump sum payment to vested employees at retirement or termination

Consolidated Notes Forming Part Of Financial Statement

of employment based on the respective employee's salary and the years of employment with the Group subject to maximum of ₹ 20 Lacs. (Previous Year ₹ 20 Lacs).

The gratuity benefit is provided through unfunded plan and annual contributions are charged to the statement of profit and loss. Under the scheme, the settlement obligation remains with the Group. Group accounts for the liability for future gratuity benefits based on an actuarial valuation. The net present value of the Group's obligation towards the same is actuarially determined based on the projected unit credit method as at the Balance Sheet date.

B. Movement in Defined Benefit Liability

The following table shows a reconciliation from the opening balances to the closing balances for net defined benefit (asset) liability and its components:

(₹ in Lacs)

Particulars	Defined Benefit Obligation	
	As at March 31, 2025	As at March 31, 2024
Opening balance	263.85	195.68
Included in profit or loss -		
Current service cost	21.45	14.79
Interest cost	18.68	13.93
Total (A)	303.98	224.40
Included in OCI -		
Actuarial loss (gain) arising from:		
Demographic assumptions	-	-
Financial assumptions	3.99	0.32
Experience adjustment	18.05	54.33
Total (B)	22.04	54.65
Other		
Benefits paid	(3.36)	(15.20)
Liability transferred in for Employees joined	-	-
Total (C)	(3.36)	(15.20)
Closing balance (A+B+C)	322.66	263.85

C. Defined Benefit Obligations

(i) **Actuarial assumptions:** The following were the principal actuarial assumptions at the reporting date (expressed as weighted averages).

Particulars	As at March 31, 2025	As at March 31, 2024
Mortality Table	IALM (2012-14) Urban	IALM (2012-14) Urban
Retirement age	60,65,67,69,70 & 75 years	60,65,67,69,70 & 75 years
Attrition Rate	29.00% p.a.	29.00% p.a.
Discount rate	6.54% p.a.	7.14% p.a.
Salary escalation rate	5.00% p.a.	5.00% p.a.

Consolidated Notes Forming Part Of Financial Statement

(ii) **Sensitivity analysis** : Reasonably possible changes at the reporting date to one of the relevant actuarial assumptions, holding other assumptions constant, would have affected the defined benefit obligation by the amounts shown below.

Particulars	As at March 31, 2025		As at March 31, 2024	
	Increase	Decrease	Increase	Decrease
Discount rate (1% movement)	6.34	(6.57)	(5.25)	5.55
Future salary growth (1% movement)	(6.12)	6.96	5.01	(4.82)
Employee Turnover (1% movement)	(0.27)	0.26	0.10	(0.12)

The sensitivity analysis have been determined based on reasonably possible changes of the respective assumptions occurring at the end of the reporting period, while holding all other assumptions constant.

The sensitivity analysis presented above may not be representative of the actual change in the projected benefit obligation as it is unlikely that the change in assumptions would occur in isolation of one another as some of the assumptions may be correlated.

D. Expected Future Cash Flows

The table below shows the expected cash flow profile of the benefits to be paid to the current membership of the plan based on past service of the employees as at the valuation date:

(₹ in Lacs)

Maturity profile	As at March 31, 2025	As at March 3
Expected benefits for Year 1	94.12	76.28
Expected benefits for Year 2	72.53	60.59
Expected benefits for Year 3	52.73	47.44
Expected benefits for Year 4	41.33	32.92
Expected benefits for Year 5	39.77	25.72
Sum of Years 6 to 10	59.97	54.93
Sum of Years 11 and above	14.41	11.96

47. Related Party Disclosure

As per Ind AS 24 - Related Party Disclosures, specified under section 133 of the Companies Act, 2013, read with The Companies (Indian Accounting Standards) Rules, 2015, the name of related party where control exists / able to exercise significant influence along with the transactions and year end balances with them as identified and certified by the management are as follows:

List of related parties and their relationship

a) Key Management Personnel

Mr. Ashok Kumar Jain	Managing Director
Mr. Arpit Jain	Chief Executive Officer
Mrs. Anita S Gandhi	Whole Time Director (cessation on August 05, 2023)
Mr. Sunil Kumar Jain	Director
Mr. Akhilesh Rathi	Independent Director (Till 31st, March 2024)
Mr. Parag R. Shah	Independent Director (Till 31st, March 2024)
Mr. Ashish Maheshwari	Independent Director
Mr. Jitendra Jain	Independent Director
Ms. Swanubhuti A Jain	Independent Director
Mr. Tarun Goyal	Chief Financial Officer (Till 30th November, 2023)
Mr. Mahesh Pancholi	Company Secretary
Mr. Uttam Maheshwari	Chief Financial Officer (From 01st December, 2023)

Consolidated Notes Forming Part Of Financial Statement

b) Relatives of Key Management Personnel

Mr. Arpit Jain

Mr. Ashok Kumar Jain HUF

Mrs. Mohini Doshi

Mrs. Kiran Jain

Mrs. Shruti Jain

Mrs. Swati Jain

c) Associate

- Electrum Capital Private Limited

- Electrum Portfolio Managers Limited (Subsidiary of associate)

d) Enterprises over which Key Management Personnel are able to exercise significant influence

- Shyam Developers

- Savitt Universal Limited

- Get Prosper Capital Private Limited

f) Trust Incorporated

Arihant Alternate Capital Trust

Consolidated Notes Forming Part Of Financial Statement

(₹ in Lacs)

Transactions with related parties			
Particulars	Relationship	March 31, 2025	March 31, 2024
Income			
Rent			
Electrum Capital Private Limited	Associate	0.79	6.30
Commission			
Electrum Portfolio Managers Limited	Subsidiary of Associate	112.22	90.89
Expenses			
Salary & Incentive			
Ashok Kumar Jain	KMP	361.13	236.00
Arpit Jain	KMP	336.32	343.29
Anita Gandhi	KMP	-	14.75
Tarun Goyal	KMP	-	14.07
Mahesh Pancholi	KMP	16.83	14.95
Kiran Jain	Relative of KMP	4.80	4.80
Mohini Doshi	Relative of KMP	6.20	5.88
Shruti Jain	Relative of KMP	42.00	37.00
Uttam Maheshwari	KMP	18.42	7.14
Rent			
Ashok Kumar Jain	KMP	18.00	15.00
Arpit Jain	KMP	6.75	5.69
Kiran Jain	Relative of KMP	55.93	38.53
Ashok Kumar Jain HUF	Relative of KMP	6.75	5.59
Shyam Developers	Enterprises over which KMP are able to exercise significant influence	30.71	30.71
Sitting Fees			
Sunil Kumar Jain	KMP	4.20	2.50
Paragbhai Shah	KMP	-	2.00
Ashish Maheshwari	KMP	4.20	2.00
Akhilesh Rathi	KMP	-	2.00
Jitendra Jain	KMP	3.60	2.50
Swanubhuti Jain	KMP	4.20	2.50
Legal & Professional Fees			
Swati Jain	Relative of KMP	14.40	14.40
Interest			
Akhilesh Rathi	KMP	-	6.09
Sunil Kumar Jain	KMP	93.95	48.46
Kamal Kumar Jain	Relative of KMP	0.96	1.76

Consolidated Notes Forming Part Of Financial Statement

(₹ in Lacs)

Particulars	Relationship	March 31, 2025	March 31, 2024
Shanta Jain	Relative of KMP	1.76	4.81
Swati Jain	Relative of KMP	0.57	11.27
Meena Jain	Relative of KMP	86.80	59.98
Sunil Kumar Jain HUF	Relative of KMP	24.89	36.96
Electrum Capital Private Limited	Associate	15.00	13.95
Electrum Portfolio Managers Limited	Subsidiary of Associate	34.41	18.60
Get Prosper Capital Private Limited	Enterprises over which KMP are able to exercise significant influence	4.70	10.41
Savitt Universal Limited	Enterprises over which KMP are able to exercise significant influence	120.02	67.98
Ahinsa Investment Advisers Private Limited	Enterprises over which KMP are able to exercise significant influence	1.80	-
Anita Gandhi	KMP	-	1.18
Commission			
Electrum Capital Private Limited	Associate	2.04	0.75
Transactions with related parties			
Assets			
Rent Deposit			
Ashok Kumar Jain	KMP	3.50	3.50
Arpit Jain	KMP	4.59	4.66
Kiran Jain	Relative of KMP	22.69	22.81
Ashok Kumar Jain HUF	Relative of KMP	4.59	4.66
Shyam Developers	Enterprises over which KMP are able to exercise significant influence	3.75	3.75
Trust Deposit			
Arihant Alternate Capital Trust	Trust Incorporated	2.54	1.36
Commission Receivable			
Electrum Portfolio Managers Limited	Subsidiary of Associate	31.95	33.80
Rent Recievable			
Electrum Capital Private Limited	Associate	-	0.62
Liabilities			
Rent Deposit Taken			
Electrum Capital Private Limited	Associate	-	5.00
Loan Taken			
Akhilesh Rathi	KMP	-	-
Savitt Universal Limited	Relative of KMP	-	1,000.00

Consolidated Notes Forming Part Of Financial Statement

(₹ in Lacs)

Particulars	Relationship	March 31, 2024	March 31, 2024
Electrum Capital Private Limited	Associate	150.00	150.00
Electrum Portfolio Managers Limited	Subsidiary of Associate	400.00	200.00
Get Prosper Capital Private Limited	Enterprises over which KMP are able to exercise significant influence	-	118.00
Savitt Universal Limited		1000.00	-

48. Disposal of Subsidiary

The Company has sold entire shareholding of its wholly owned subsidiary Arihant Insurance Broking Services Limited ("AIBSL") on October 24, 2024 for a total consideration of ₹ 438.07 Lacs. The Company has recognized gain of ₹ 329.90 lacs in exceptional item in the Standalone Financial Statements.

The Company has sold entire shareholding of its wholly owned subsidiaries Arihant Institute of Financial Education Private Limited on July 31, 2023 for a total consideration of ₹ 58.75 Lacs.

48.1 Gain/(Loss) on disposal of wholly owned subsidiary Arihant Insurance Broking Services Limited

Particulars	As at October 24, 2024
Sale Consideration	438.07
Less: Net Asset Disposed of	(108.17)
Total	329.90

48.2 Gain/(Loss) on disposal of wholly owned subsidiary Arihant Institute of Financial Education Private Limited

Particulars	As at July 31, 2023
Sale Consideration	58.75
Less: Net Asset Disposed of	(57.93)
Total	0.82

Consolidated Notes Forming Part Of Financial Statement

(₹ in Lacs)

49. Foreign Currency Transactions							
(i) Expenditure in foreign currency							
Particulars	For the year ended				For the year ended		
	March 31, 2025				March 31, 2024		
Software Expenses	5.01				7.90		
Membership Fees	-				0.07		
Business Development Expenses	17.32				18.56		
Total	22.33				26.53		
(ii) Income in foreign currency							
Particulars	For the year ended				For the year ended		
	March 31, 2025				March 31, 2024		
Income from Royalty	21.3				15.27		
Interest on Fixed Deposit	3.43				3.65		
Total	24.73				18.92		
50. Ageing Schedule for Trade Receivables							
For the year ended March 31, 2025							
Particulars	Outstanding for following periods from due date of payment					Total	
	Less than 6 months	6 months 1 year	1-2 years	2-3 years	More than 3 years		
(i) Undisputed Trade receivables- considered good	9,463.59	15.56	23.32	2.76	9.62	9,514.85	
(ii) Undisputed Trade Receivables considered doubtful	158.44	-	-	-	-	158.44	
(iii) Disputed Trade Receivables considered good	-	-	-	-	-	-	
(iv) Disputed Trade Receivables considered doubtful	-	-	-	-	-	-	
For the year ended March 31, 2024							
Particulars	Outstanding for following periods from due date of payment					Total	
	Less than 6 months	6 months 1 year	1-2 years	2-3 years	More than 3 years		
(i) Undisputed Trade receivables considered good	9,623.67	0.50	12.95	0.02	0.22	9,637.36	
(ii) Undisputed Trade Receivables considered doubtful	-	-	-	-	-	-	
(iii) Disputed Trade Receivables considered good	-	-	-	-	-	-	
(iv) Disputed Trade Receivables considered doubtful	-	-	-	-	-	-	
51. Ageing Schedule for Trade Payables							
For the year ended March 31, 2025							
Particulars	Outstanding for following periods from due date of payment				Total		
	Less than 1 year	1-2 years	2-3 years	More than 3 years			
(i) MSME	61.13	-	-	-	61.13		
(ii) Others	26,784.67	33.61	0.06	0.06	26,818.41		
(iii) Disputed dues- MSME	-	-	-	-	-		
(iv) Disputed dues- Others	-	-	-	-	-		

Consolidated Notes Forming Part Of Financial Statement

(₹ in Lacs)

For the year ended March 31, 2024

Particulars	Outstanding for following periods from due date of payment				Total
	Less than 1 year	1-2 years	2-3 years	More than 3 years	
(i) MSME	164.89	-	-	-	164.89
(ii) Others	24,560.47	5,625.42	45.43	10.66	30,241.98
(iii) Disputed dues- MSME	-	-	-	-	-
(iv) Disputed dues- Others	-	-	-	-	-

52. Details of borrowings from banks or financial institutions on the basis of security of current assets

The quarterly returns or statements of current assets filed by the Company with banks or financial institutions for the working capital limit are in agreement with the books of accounts.

53. Registration of charges or satisfaction with Registrar of Companies

The company has filed all the registration of charges, modification or satisfaction with ROC within the statutory period as required by the Companies Act, 2013.

54. Additional Regulatory Information as per Companies Act, 2013

1. The Company has not granted loans or advances in nature of loans to promoters, directors, KMPs and the related parties (as defined under the Companies Act, 2013), either severally or jointly with any other person.
2. The title deeds, comprising all the immovable properties are held in the name of company and no immovable property is jointly held with others.
3. There is no tangible assets(Capital-work-in progress) under development.
4. The company has not revalued its Property, Plant and Equipment and Intangible Assets.
5. No proceeding have been initiated or are pending against the company for holding any benami property under the Benami Transactions (Prohibition) Act, 1988 (45 of 1988) and the rules made thereunder.
6. The Company has not traded or invested in Crypto currency or Virtual Currency during the financial year.
7. The company is not declared willful defaulter by any bank or financial Institution or other lender.
8. The company has not entered into transactions with companies struck off under section 248 of the Companies Act, 2013 or section 560 of Companies Act, 1956.
9. The company has not applied for any Scheme of Arrangements in terms of sections 230 to 237 of the Companies Act, 2013.
10. Utilization of Borrowed funds and share premium:
 - (a) No funds have been advanced or loaned or invested (either from borrowed funds or share premium or any other sources or kind of funds) by the company to or in any other person(s) or entity(ies), including foreign entities ("Intermediaries"), with the understanding, whether recorded in writing or otherwise, that the Intermediary shall, whether, directly or indirectly lend or invest in other persons or entities identified in any manner whatsoever by or on behalf of the company ("Ultimate Beneficiaries") or provide any guarantee, security or the like on behalf of the Ultimate Beneficiaries.
 - (b) No funds have been received by the company from any person(s) or entity(ies), including foreign entities ("Funding Parties"), with the understanding, whether recorded in writing or otherwise, that the company shall, whether, directly or indirectly, lend or invest in other persons or entities identified in any manner whatsoever by or on behalf of the Funding Party ("Ultimate Beneficiaries") or provide any guarantee, security or the like on behalf of the Ultimate Beneficiaries."
11. The Company has not used the borrowings from banks and financial institutions for the purpose other than for which it was taken.
12. The Company has no transactions relating to previously unrecorded income that have been surrendered or disclosed as income during the year in the tax assessments under the Income Tax Act, 1961 (43 of 1961).

55. Disclosure relating to various ratios

Additional regulatory information required under clause (xvi) of Division III of Schedule III amendment, disclosure of ratios, is not applicable to the Company as it is in broking business and not an NBFC registered under Section 45-IA of Reserve Bank of India Act, 1934.

Consolidated Notes Forming Part Of Financial Statement

(₹ in Lacs)

56. Fair value measurement
I. Accounting classification and fair values

The following table shows the carrying amount and fair values of financial assets and financial liabilities, including their levels in the fair value hierarchy:

Particulars	Carrying amount				Fair value			
	FVTPL	FVOCI	Amortised cost	Total	Level 1	Level 2	Level 3	Total
March 31, 2025								
Financial assets								
Cash and cash equivalents	-	-	2,031.82	2,031.82	-	-	-	-
Bank balance other than cash and cash equivalents	-	-	38,424.22	38,424.22	-	-	-	-
Derivative financial instruments	-	-	-	-	-	-	-	-
Securities for trade	4,948.56	-	-	4,948.56	4,948.56	-	-	4,948.56
Trade receivables	-	-	9,673.29	9,673.29	-	-	-	-
Loans	-	-	16,060.72	16,060.72	-	-	875.50	2,374.62
Investments	-	-	-	2,374.62	1,499.12	-	-	-
Other financial assets	2,374.62	-	1,613.57	1,613.57	-	-	-	-
Total financial assets	7,323.18	-	67,803.62	75,126.80	6,447.68	-	875.50	7,323.18
Financial liabilities								
Derivative financial instruments	210.38	-	-	210.38	-	-	-	-
Trade Payables								
Total outstanding dues of micro & small enterprises	-	-	61.13	61.13	-	-	-	-
Total outstanding dues of creditors other than micro & small enterprises	-	-	26,818.41	26,818.41	-	-	-	-
Debt Securities	-	-	2,393.00	2,393.00	-	-	-	-
Borrowings	-	-	7,174.12	7,174.12	-	-	-	-
Other financial Liabilities	-	-	2,433.78	2,433.78	-	-	-	-
Total financial liabilities	-	-	38,880.44	39,090.82	-	-	-	-
March 31, 2024								
Financial assets								
Cash and cash equivalents	-	-	2,413.74	2,413.74	-	-	-	-
Bank balance other than cash and cash equivalents	-	-	38,125.21	38,125.21	-	-	-	-
Derivative financial instruments	4.47	-	-	4.47	4.47	-	-	4.47
Securities for trade	3,105.16	-	-	3,105.16	3,105.16	-	-	3,105.16
Trade receivables	-	-	9,637.37	9,637.37	-	-	-	-
Loans	-	-	19,172.06	19,172.06	-	-	-	-
Investments	1,462.78	-	-	1,462.78	1,204.84	-	257.94	1,462.78
Other financial assets	-	-	1,805.74	1,805.74	-	-	-	-
Total financial assets	4,572.41	-	71,154.12	75,726.53	4,314.47	-	257.94	4,572.41

Consolidated Notes Forming Part Of Financial Statement

Financial liabilities

Trade Payables

Total outstanding dues of micro & small enterprises	-	-	164.89	164.89	-	-	-	-
Total outstanding dues of creditors other than micro & small enterprises	-	-	30,241.98	30,241.98	-	-	-	-
Debt securities	-	-	4,325.00	4,325.00	-	-	-	-
Borrowings	-	-	5,602.73	5,602.73	-	-	-	-
Other financial Liabilities	-	-	4,230.19	4,230.19	-	-	-	-

Total financial liabilities	-	-	44,564.79	44,564.79	-	-	-	-
------------------------------------	---	---	------------------	------------------	---	---	---	---

Level 1: Category include financial assets and liabilities that are measured in whole or significantly part by reference to published quotes in an active market.

Level 2: Category include financial assets and liabilities that are measured using a valuation technique based on assumptions that are supported by prices from observable current market transactions.

Level 3: Category include financial assets and liabilities that are measured using valuation technique based on non-market observable inputs. This means that fair value are determined in whole or in part using a valuation model based on assumptions that are neither supported by prices from observable current market transactions in the same instrument nor are they based on available market data.

II. Financial instruments not measured at fair value

Financial assets not measured at fair value includes cash and cash equivalents, bank balance, trade receivables, loans and other financial assets. These are financial assets whose carrying amounts approximate fair value, due to their short-term nature and also fixed deposit with maturity more than 12 months (included in other financial assets) are measured at amortized cost.

Additionally, financial liabilities such as trade payables and other financial liabilities are not measured at FVTPL, whose carrying amounts approximate fair value, because of their short-term nature.

57. Financial risk management

The Group has a risk management framework, appropriate to the size of the Group and environment under which it operates. The objective of its risk management framework is to ensure that various risks are identified, measured and mitigated and also that policies, procedures and standards are established to address these risks and ensure a systematic response in the case of crystallisation of such risks. The board of Directors reviews these policies and processes regularly and is periodically informed about the risk assessment, impact of risk on the business and mitigation plans. The Company is exposed to following risk -

A. Credit risk

Credit risk is the risk that the Group will incur a loss because its customers or counterparties fail to discharge their contractual obligation. The Group manages and controls credit risk by setting limits on the amount of risk it is willing to accept for individual counterparties, and by monitoring exposures in relations to such limits.

The maximum exposure to credit risk for each class of financial instruments is the carrying amount of that class of financial instruments presented in the financial statements.

Deposits with banks are considered to have negligible risk or nil risk, as they are maintained with high rated banks / financial institutions as approved by the Board of directors.

The management has established accounts receivable policy under which customer accounts are regularly monitored.

Consolidated Notes Forming Part Of Financial Statement

Expected Credit Loss (ECL):

The Group applies the Ind AS 109 Simplified approach for trade receivables which requires expected lifetime losses to be recognised. For other assets, the Company uses 12 month ECL approach to measuring expected credit losses (ECLs) where there is no significant increase in credit risk of borrower. If there is significant increase in credit risk full lifetime ECL approach is used.

Inputs considered in the ECL model

In assessing the impairment of financial assets under Expected Credit Loss (ECL) Model, the assets have been segmented into three stages. The three stages reflect the general pattern of credit deterioration of a financial instrument. The differences in accounting between stages, relate to the recognition of expected credit losses.

Stage 1 : Financial assets for which credit risk has not increased significantly and that are also not credit impaired

Stage 2 : Financial assets for which credit risk has increased significantly but not credit impaired

Stage 3 : Financial assets for which credit risk has increased significantly and are credit impaired

Following table provides information about exposure to credit risk and ECL on Financial Assets

(₹ in Lacs)

Particulars	31 March 2025			31 March 2024		
	Stage 1	Stage 2	Stage 3	Stage 1	Stage 2	Stage 3
Gross Trade Receivables	9,673.29	-	-	9,637.37	-	-
Impairment loss	-	-	-	-	-	-
Net Trade Receivables	9,673.29	-	-	9,637.37	-	-
Gross Loans	16,070.46	-	-	19,178.22	-	-
Impairment loss	(9.74)	-	-	(6.16)	-	-
Net Loans	16,060.72	-	-	19,172.06	-	-

Movements in the allowances for impairment in respect is as follows:

(₹ in Lacs)

Particulars	Carrying Amount 31 March 2025				Carrying Amount 31 March 2024			
	Stage 1	Stage 2	Stage 3	Total	Stage 1	Stage 2	Stage 3	Total
Opening Balance	6.16	-	-	6.16	6.42	-	-	6.42
Impairment loss recognised during the year	3.58	-	-	3.59	(0.26)	-	-	(0.26)
Closing Balance	9.74	-	-	9.75	6.16	-	-	6.16

B. Liquidity risk

Liquidity risk is the risk that the entity will encounter difficulty in meeting the obligations associated with its financial liabilities that are settled by delivering cash or another financial asset. The entity's approach to managing liquidity is to ensure, as far as possible, that it will have sufficient liquidity to meet its liabilities when they are due, under both normal and stressed conditions, without incurring unacceptable losses or risking damage to the entity's reputation.

Prudent liquidity risk management requires sufficient cash and marketable securities and availability of funds through adequate committed credit facilities to meet obligations when due and to close out market positions.

Ultimate responsibility for liquidity risk management rests with the board of directors, for the management of the Group's short, medium and long-term funding and liquidity management requirements. The Group manages liquidity risk by

Consolidated Notes Forming Part Of Financial Statement

maintaining adequate reserves, banking facilities and reserve borrowing facilities, by continuously monitoring forecast and actual cash flows, and by matching the maturity profiles of financial assets and liabilities.

The table below provide details regarding the contractual maturities of significant financial liabilities as of March 31, 2025

(₹ in Lacs)

Particulars	Carrying Amount	Less than 1 year	1-3 year	3-5 year	More than 5 year
Trade Payables	26,879.54	26,879.54	-	-	-
Debt securities	2,393.00	-	2,393.00	-	-
Borrowings	7,174.12	6,807.45	366.67	-	-
Other financial Liabilities	2,433.78	2,433.78	-	-	-

The table below provide details regarding the contractual maturities of significant financial liabilities as of March 31, 2024

(₹ in Lacs)

Particulars	Carrying Amount	Less than 1 year	1-3 year	3-5 year	More than 5 year
Trade Payables	30,406.87	30,406.87	-	-	-
Debt securities	4,325.00	1,932.00	2,393	-	-
Borrowings	5,602.73	5,269.40	333.33	-	-
Other financial Liabilities	4,230.19	4,230.19	-	-	-

C. Market risk

Market Risk is the risk that the fair value or future cash flows of financial instruments will fluctuate due to changes in market variables such as interest rates, foreign exchange rates, etc. The objective of market risk management is to manage and control market risk exposures within acceptable parameters, while maximising the return.

(i) Currency risk

Currency Risk is the risk that the value of a financial instrument will fluctuate due to changes in foreign exchange rates. The Group's majority transactions are denominated in Indian rupees only. Hence, the Group is not significantly exposed to currency rate risk.

(ii) Interest rate risk

Interest Rate Risk is the risk that the fair value or future cash flow of a financial instrument will fluctuate as result of changes in market interest rates. The Group's Loans are primarily in fixed interest rates. Hence, the Group is not significantly exposed to interest rate risk.

(iii) Market price risks

The Group is exposed to market price risk, which arises from FVTPL investments. The management monitors the proportion of these investments in its investment portfolio based on market indices. Material investments within the portfolio are managed on an individual basis and all buy and sell decisions are approved by the appropriate authority.

58. Capital Management

The Group's objectives when managing capital are to safeguard their ability to continue as a going concern, so that they can continue to provide returns for shareholders and benefits for other stakeholders, and maintain an optimal capital structure to reduce the cost of capital.

Consolidated Notes Forming Part Of Financial Statement

The Group monitors its capital by using gearing ratio, which is net debt to total equity. Net debt includes borrowings net of cash and bank balances and total equity comprises of Equity share capital, general reserve and retained earnings.

(₹ in Lacs)

Particulars	31 March 2025	31 March 2024
Debt Securities	2,393.00	4,325.00
Borrowings	7,174.12	5,602.73
Less: Cash & bank balances	40,456.04	40,538.95
Net Debt (A)	(30,888.92)	(30,611.22)
Total Equity(B)	38,445.51	32,252.44
Gearing Ratio (A/B)	(0.80)	(0.95)

59. Maturity Analysis of Assets and Liabilities

The table below shows an analysis of assets and liabilities analysed according to when they are expected to be recovered or settled

(₹ in Lacs)

Particulars	31 March 2025			31 March 2024		
	Within 12 month	After 12 month	Total	Within 12	After 12	Total
Assets						
Financial assets						
Cash and cash equivalents	2,031.82	-	2,031.82	2,413.74	-	2,413.74
Bank balance other than cash and cash equivalents	38,424.22	-	38,424.22	38,125.21	-	38,125.21
Derivative financial instruments	-	-	-	4.47	-	4.47
Securities for trade	4,948.56	-	4,948.56	3,105.16	-	3,105.16
Trade receivables	9,673.29	-	9,673.29	9,637.37	-	9,637.37
Loans	16,060.72	-	16,060.72	19,172.06	-	19,172.06
Investments	-	2,374.62	2,374.62	-	1,462.78	1,462.78
Other financial assets	1,331.63	281.94	1,613.57	1,749.81	55.93	1,805.74
	72,470.24	2,656.56	75,126.80	74,207.82	1,518.71	75,726.53
Non-Financial assets						
Current tax assets (net)	0.16	-	0.16	0.05	-	0.05
Deferred tax assets (net)	-	6.92	6.92	-	6.54	6.54
Property, plant and equipment	-	2,651.82	2,651.82	-	1,239.39	1,239.39
Other intangible assets	-	214.04	214.04	-	248.34	248.34
Other non financial assets	571.35	119.78	691.12	701.33	126.27	827.60
	571.51	2,992.55	3,564.06	701.38	1,620.54	2,321.92
Total Assets	73,041.75	5,649.11	78,690.86	74,909.20	3,139.25	78,048.45
Liabilities						
Financial Liabilities						
Derivatives Financial Instrument	210.38	-	210.38	-	-	-
Trade payables	26,879.54	-	26,879.54	30,406.87	-	30,406.87
Debt securities	-	2,393.00	2,393.00	1,932.00	2,393.00	4,325.00

Consolidated Notes Forming Part Of Financial Statement

(₹ in Lacs)

Particulars	March 31, 2025				March 31, 2024	
Borrowings	6,807.45	366.67	7,174.12	5,236.06	366.67	5,602.73
Other financial Liabilities	2,433.78	-	2,433.78	4,230.19	-	4,230.19
	36,331.16	2,759.67	39,090.82	41,805.12	2,759.67	44,564.79
Non-Financial Liabilities						
Current Tax Liabilities (net)	81.27	-	81.27	206.19	-	206.19
Provisions	322.66	-	322.66	263.85	-	263.85
Deferred Tax Liabilities (net)	-	147.56	147.56	-	68.43	68.43
Other non financial liabilities	603.04	-	603.04	692.75	-	692.75
	1,006.97	147.56	1,154.53	1,162.79	68.43	1,231.22
Total Liabilities	37,338.13	2,907.23	40,245.35	42,967.91	2,828.10	45,796.01

60. Investments in associate (accounted for using the equity method)

The aggregate summarized financial information in respect of the Company's associates that are accounted for using the equity method is set forth below:

₹ in Lacs

Particulars	March 31, 2025	March 31, 2024
Carrying amount of the Company's interest in associates accounted for using the equity method	837.99	518.66

₹ in Lacs

Particulars	For the year ended March 31, 2025	For the year ended March 31, 2024
Company's share of net profit/(loss)(Includes Exceptional Gain) of associates accounted for using the equity method in consolidated statement of profit and loss	319.33	210.28

The Company has 27.23% stake in Electrum Capital Private Limited, making it an associate enterprise of Arihant Capital Markets Limited.

61. Additional Disclosure pertaining to Subsidiaries as per division III of Companies Act, 2013

Name of the entity	Net Assets (i.e. Total Assets - Total Liabilities)		Share in Profit & (Loss)		Share in other Comprehensive income		Share in Total comprehensive income	
	As % of Consolidated Net Assets	Amount ₹ in Lacs	As % of Consolidated Profit / (Loss)	Amount ₹ in Lacs	As % of Consolidated OCI	Amount ₹ in Lacs	As % of Total Consolidated income	Amount ₹ in Lacs
Parent								
Arihant Capital Markets Limited	89.61%	34,834.26	89.83%	5,298.42	127.73%	(16.49)	89.74%	5,281.93
Subsidiaries								
Arihant Financial Services Limited	3.42%	1,328.46	3.98%	234.66	0.00%	-	3.99%	234.66

Consolidated Notes Forming Part Of Financial Statement

Name of the entity	Net Assets (i.e. Total Assets - Total Liabilities)		Share in Profit & (Loss)		Share in other Comprehensive income		Share in Total comprehensive income	
	As % of Consolidated Net Assets	Amount ₹ in Lacs	As % of Consolidated Profit / (Loss)	Amount ₹ in Lacs	As % of Consolidated OCI	Amount ₹ in Lacs	As % of Total Consolidated income	Amount ₹ in Lacs
Arihant Futures & Commodities Limited	4.44%	1,726.70	0.79%	46.86	0.00%	-	0.80%	46.86
Arihant Insurance Broking Services Limited	0.00%	-	0.02%	1.13	0.00%	-	0.02%	1.13
Arihant Institute of Financial Education Private Limited*	0.00%	-	0.00%	-	0.00%	-	0.00%	-
Arihant Capital (IFSC) Limited	0.37%	143.85	(0.03%)	(1.95)	(27.73%)	3.58	0.03%	1.63
Sub Total	97.84%	38,033.27	94.59%	5,579.12	100.00%	(12.91)	94.57%	5,566.21
Associate								
Electrum Capital Private Limited	2.16%	837.99	5.41%	319.33	0.00%	-	5.43%	319.33
Sub Total		837.99	5.41%	319.33	0.00%	-	5.43%	319.33
Total	100.00%	38,871.26	100.00%	5,898.45	100.00%	(12.91)	100.00%	5,885.54
Less-Intercompany Elimination and Consolidation Adjustments		(425.76)						
Total		38,445.50						

* The company has sold its entire shareholding in wholly owned subsidiary Arihant Institute of Financial Education Private Limited during the year.

62. Principles and assumptions used for consolidated financial statements and proforma adjustments

The Consolidated Financial Statements have been prepared by applying the principles laid in the Indian Accounting Standard (Ind AS) - 110 "Consolidated Financial Statements" for the purposes of these Consolidated Balance Sheet and Consolidated Statement of Profit and Loss, together referred to in as 'Consolidated Financial Statements.'

The list of subsidiaries in the consolidated financial statement are as under :-

Arihant Capital Markets Limited ('the Company' or 'the holding company') shareholding in the following companies as on March 31, 2025 and March 31, 2024 is as under:

Name of the Entities	Country of incorporation	Proportion of ownership interest	
		As at March 31, 2025	As at March 31, 2024
Name of the Subsidiary Companies			
Arihant Financial Services Limited	India	100.00%	100.00%
Arihant Futures & Commodities Limited	India	100.00%	100.00%
Arihant Insurance Broking Services Limited*	India	0.00%	100.00%
Arihant Institute of Financial Education Private Limited**	India	0.00%	0.00%
Arihant Capital (IFSC) Limited	India	100.00%	100.00%
Name of the Associate Company			
Electrum Capital Private Limited	India	27.23%	27.23%

Consolidated Notes Forming Part Of Financial Statement

* The company has sold its entire shareholding in wholly owned subsidiary Arihant Insurance Broking Services Limited during the year.

** The company has sold its entire shareholding in wholly owned subsidiary Arihant Institute of Financial Education Private Limited during the previous year

Arihant Capital Markets Limited

Consolidated Notes Forming Part Of Financial Statement

63. Corporate social responsibility

The Ministry of Corporate Affairs has notified Section 135 of the Companies Act, 2013 on Corporate Social Responsibility with effect from 1 April 2014. As per the provisions of the said section, the Company has undertaken the following CSR initiatives during the financial year 2024-25. CSR initiatives majorly includes supporting under privileged in education, medical treatments, etc. and various other charitable and noble aids.

A) Gross amount required to be spent by the Group during the year ₹ 118.88 Lakhs (Previous year ₹ 91.22 Lakhs)

B) Amount spent during the year ended March 31, 2025 on:

(₹ in Lacs)

Particulars	Year ended March 31, 2025			Year ended March 31, 2024		
	Amount	Yet to be	Total	Amount	Yet to be	Total
	Paid	paid		Paid	paid	
Construction/acquisition of any asset	-	-	-	-	-	-
On purposes other than (a) above	82.34	36.54	118.88	91.47	-	91.47
Total	82.34	36.54	118.88	91.47	-	91.47

In case of S. 135(5) unspent amount

₹ in Lacs

Opening Balance	Amount deposited in Specified Fund of Sch. VII within 6 months	Amount required to be spent during the year	Amount spent on CSR projects (both ongoing project and other than ongoing project)	Amount Unspent (Transferred to unspent)	Closing Balance
(0.25)	-	118.88	82.34	36.54	(0.25)

64. Events after Reporting Date

There were no significant events after the end of the reporting period which require any adjustment or disclosure in the financial statements other than as stated below:

The Board of Directors have recommended a final dividend of ₹ 0.50 per equity share for the financial year ended March 31, 2025. Payment of the final dividend is subject to its approval by the shareholders, in the ensuing Annual General Meeting of the Company.

65. Previous year figures have been regrouped/reclassified wherever necessary.

66. Approval of Financial Statements

The consolidated financial statements are approved for issue by the Board of Directors of parent Company in their meeting held on May 10, 2025.

For Arora Banthia & Tulsiyan

Chartered Accountants

Firm Reg No: 007028C

Ashok Kumar Jain
Managing Director
DIN-00184729

Arpit Jain
Joint Managing Director
& CEO
DIN-06544441

Mahesh Pancholi
Company Secretary
Membership No. : F7143

Uttam Maheshwari
Chief Financial Officer
Membership No. : 41913

For and on behalf of the Board

CA. Ajay Tulsiyan

Partner

Membership No. : 074868

UDIN : 25074868BMUIJF4455

Indore, 10th May, 2025

Arihant Capital

Generating Wealth

Registered Office

6, Lad Colony Y.N. Road, Indore - 452001 (M.P.)

www.arihantcapital.com

