

BUSINESS RESPONSIBILITY & SUSTAINABILITY REPORTING



BUSINESS RESPONSIBILITY & SUSTAINABILITY REPORTING

SECTION A: GENERAL DISCLOSURES

I. Details of the listed entity

1.	Corporate Identity Number (CIN) of the Listed Entity	L27106CT1999PLC013756
2.	Name of the Listed Entity	Godawari Power and Ispat Limited
3.	Year of incorporation	1999
4.	Registered office address	Plot No. 428/2, Phase I, Industrial Area, Siltara, Raipur - 493111, Chhattisgarh
5.	Corporate address	Hira Arcade, Near New Bus Stand, Pandri, Raipur Chhattisgarh 492001
6.	E-mail	yarra.rao@hiragroup.com
7.	Telephone	0771-4082333
8.	Website	www.godawaripowerispat.com
9.	Financial year for which reporting is being done	2024-25
10.	Name of the Stock Exchange(s) where shares are listed	National stock Exchange of India Limited (NSE), BSE Limited (BSE)
11.	Paid-up Capital	Rs.66,89,74,940
12.	Name and contact details (telephone, email address) of the person who may be contacted in case of any queries on the BRSR report	Yarra Chandra Rao Mobile: 9630038861 Email: yarra.rao@hiragroup.com
13.	Reporting boundary - Are the disclosures under this report made on a standalone basis (i.e. only for the entity) or on a consolidated basis (i.e. for the entity and all the entities which form a part of its consolidated financial statements, taken together).	Standalone Basis
14.	Name of Assurance Provider	Not applicable
15.	Type of Assurance obtained	Not applicable

II. Products/services

16. Details of business activities (accounting for 90% of the turnover):

S. No.	Description of Main Activity	Description of Business Activity	% of Turnover of the entity
1	Iron & Steel	Manufacturing	100%

17. Products/Services sold by the entity (accounting for 90% of the entity's Turnover):

S.No.	Product/Service	NIC Code	% of total Turnover contributed
1	Iron Ore Pellets	2719	35.85
2	Sponge Iron	2712	4.55
3	Steel Billets	2714	18.91
4	Ferro Alloys	2711	1.52
5	Wire Rods	2715	11.54
6	HB Wires	2718	10.21
7	Galvanized Products	2717	12.83
8	Structural Steel	2511	0.24
9	Others	2719	4.35

III. Operations

18. Number of locations where plants and/or operations/offices of the entity are situated:

Location	Number of plants	Number of offices	Total
National	8	1	9
International	0	0	0

19. Markets served by the entity: Local, State and National

a. Number of locations

Locations	Number
National (No. of States)	16
International (No. of Countries)	02

b. What is the contribution of exports as a percentage of the total turnover of the entity?

The export turnover for the financial year 2024-25 was Rs. 71.49 crores which is 2% to the total turnover of the Company.

c. A brief on types of customers: All our products are intermediate product meant for industrial use for further processing. Mostly our customers are industrial customers. There are very few consumers of Wire Rods and HB Wires which are used for construction activities.



IV. Employees

20. Details as at the end of Financial Year: 31st March 2025

a. Employees and workers (including differently abled):

S. No.	Particulars	Total (A)	Male		Female	
			No.(B)	%(B/A)	No.(C)	%(C/A)
EMPLOYEES						
1.	Permanent(D)	1884	1857	98.56%	27	1.44%
2.	Other than Permanent (E)	0	0	0	0	0
3.	Total Employees (D+ E)	1884	1857	98.56%	27	1.44%
WORKERS						
4.	Permanent(F)	1824	1810	99.23%	14	0.77%
5.	Other than Permanent(G)	2239	2239	100.00%	0	0.00%
6.	Total workers (F+G)	4063	4049	99.65%	14	0.35%

b. Differently abled Employees and workers:

S. No.	Particulars	Total (A)	Male		Female	
			No.(B)	%(B/A)	No.(C)	%(C/A)
DIFFERENTLY ABLED EMPLOYEES						
1.	Permanent(D)	Nil	Nil	Nil	Nil	Nil
2.	Other than Permanent (E)	Nil	Nil	Nil	Nil	Nil
3.	Total differently Abled employees (D+ E)	Nil	Nil	Nil	Nil	Nil
DIFFERENTLY ABLED WORKERS						
4.	Permanent(F)	Nil	Nil	Nil	Nil	Nil
5.	Other Than permanent(G)	Nil	Nil	Nil	Nil	Nil
6.	Total differently Abled workers (F+G)	Nil	Nil	Nil	Nil	Nil

21. Participation/Inclusion/Representation of women

	Total(A)	No. and percentage of Females	
		No.(B)	%(B/A)
Board of Directors	12	02	16.67%
Key Management Personnel	02	0	0.00%

22. Turnover rate for permanent employees and workers

(Disclose trends for the past 3 years)

	FY 2024-25 (Turnover rate in current FY)			FY 2023-24 (Turnover rate in previous FY)			FY 2022-23 (Turnover rate in the year prior to the previous FY)		
	Male	Female	Total	Male	Female	Total	Male	Female	Total
Permanent Employees	17.14%	26.09%	17.26%	9.04%	48.65%	09.50%	10.70%	33.33%	11.00%
Permanent Workers	6.32%	0.00%	6.28%	6.58%	11.76%	6.60%	5.50%	0.00%	5.46%

V. Holding, Subsidiary and Associate Companies (including joint ventures)

23. (a) Names of holding /subsidiary/ associate companies / joint ventures

S. No.	Name of the Holding / Subsidiary/Associate companies/ Joint Ventures (A)	Indicate whether Holding/ Subsidiary/ Associate/ Joint Venture	% of shares held by listed entity	Does the entity indicated at column A, participate in the Business Responsibility initiatives of the listed entity? (Yes/No)
1.	Hira Ferro Alloys Limited	Subsidiary	96.02	No
2.	Alok Ferro Alloys Limited	Subsidiary	100.00	No
3.	Godawari Energy Limited	Subsidiary	100.00	No
4.	Hira CSR Foundation	Subsidiary	70.00	No
5.	Jammu Pigments Limited	Associate	43.96	No
6.	Ardent Steel Private Limited	Associate	37.85	No
7.	Chhattisgarh Ispat Bhumi Limited	Associate	35.36	No
8.	Raipur Infrastructure Company Limited	Joint Venture	33.31	No
9.	Chhattisgarh Captive Coal Mining Private Limited	Joint Venture	23.90	No

VI. CSR Details

24. (i) Whether CSR is applicable as per section 135 of Companies Act, 2013: Yes

(ii) Turnover (in Rs.) 4762.90 Crores

(iii) Net worth (in Rs.) 4656.36 Crores


VII. Transparency and Disclosures Compliances






25. Complaints/Grievances on any of the principles (Principles 1 to 9) under the National Guidelines on Responsible Business Conduct:

Stakeholder group from whom complaints received	Grievance Redressal Mechanism in Place (Yes/No) (If Yes, then provide web-link for grievance redress policy)	FY 2024-25 Current Financial year			FY 2023-24 Previous Financial year		
		Number of complaints filed during the year	Number of complaints pending resolution at close of the year	Remarks	Number of complaints filed during the year	Number of complaints pending resolution at close of the year	Remarks
Communities 	https://gpil-bucket.s3.amazonaws.com/uploads/policy/attachment/11/Grievance-Redressal-Mechanism.pdf	NIL	NIL	NIL	NIL	NIL	NIL
Investors (other than shareholders) 	-Do-	NIL	NIL	NIL	NIL	NIL	NIL
Shareholders 	SCORES portal	NIL	NIL	NIL	NIL	NIL	NIL
Employees and workers 	https://gpil-bucket.s3.amazonaws.com/uploads/policy/attachment/11/Grievance-Redressal-Mechanism.pdf	NIL	NIL	NIL	NIL	NIL	NIL
Customers 		NIL	NIL	NIL	NIL	NIL	NIL
Value Chain Partners 		NIL	NIL	NIL	NIL	NIL	NIL
Other (please specify) 		NIL	NIL	NIL	NIL	NIL	NIL

26. Overview of the entity's material responsible business conduct issues

Please indicate material responsible business conduct and sustainability issues pertaining to environmental and social matters that present a risk or an opportunity to your business, rationale for identifying the same, approach to adapt or mitigate the risk along-with its financial implications, as per the following format:

S. No.	Material issue Identified	Indicate whether risk or opportunity (R/O)	Rationale for identifying the risk /opportunity	In case of risk, approach to adapt or mitigate	Financial implications of the risk or opportunity (Indicate positive or negative implications)
1	Employee health and safety 	R	Loss of Man days	Periodical Health Checkup for all the employees. Group Medical Insurance Coverage for all the employees.	Negative
2	GHG Air Emissions 	R	GHG Inventory	Periodical Audit of GHG Accounting and Appropriate Measures.	Negative
3	Climate Change 	R	With India's intended nationally determined contributions (INDCs), it has become crucial to proactively work on achieving the set targets in the climate change arena	We are working on decarbonization in all our industrial activities.	Negative
4	Business Ethics 	O	We believe that ethical way of conducting business shall lead in long run to considerable benefits, including improved consumer loyalty, healthy investment, reduced costs, and enhanced employee motivation and involvement.	Not Applicable	Positive
5	Human Rights 	R	Respect and Dignity of the Employees and Workers both male and female.	We are fully committed to employing people solely on the basis of their ability to do the job, prohibiting any discrimination based on race, colour, age, gender, sexual orientation, gender identity and expression, ethnicity, religion, disability, family status, social origin, and so on. We have been conducting programs on Human Rights related to our operations to understand the human rights issues and take appropriate actions accordingly.	Negative

S. No.	Material issue Identified	Indicate whether risk or opportunity (R/O)	Rationale for identifying the risk /opportunity	In case of risk, approach to adapt or mitigate	Financial implications of the risk or opportunity (Indicate positive or negative implications)
6	Local Consideration & Indigenous People 	R	The noise, odours, smoke, fumes, dust etc., generated in the manufacturing process affects the health of the local communities in and around the plant premises.	Extensive Plantation is done in the surrounding villages of plant and mines area to improve the livelihood of communities.	Negative
7	Supply Chain Sustainability 	R	Suppliers are the integral part of the business whose contribution is inevitable for the growth and viability of the company.	We have formulated a Suppliers' Code of Conduct which elaborates the basis requirements and ethics to be maintained by our Suppliers in order to do business with us.	Negative
8	Sustainable Mining 	R	Mining is a natural capital-intensive activity that poses significant environmental risks if not managed scientifically. Various aspects, such as tailings, energy and water consumption, biodiversity and structural stability, are some of the aspects that are considered critical in mining operations.	We adhere to the regulations as prescribed by the Government of India, along with our mine closure plans.	Negative
9	Corporate Governance, Transparency and Disclosures 	R	Statutory	Compliance of the Statutory Guidelines.	Negative
10	Waste Management 	R	Environmental Audits	Recycle, Reuse and disposal as per Guidelines.	Negative

S. No.	Material issue Identified	Indicate whether risk or opportunity (R/O)	Rationale for identifying the risk /opportunity	In case of risk, approach to adapt or mitigate	Financial implications of the risk or opportunity (Indicate positive or negative implications)
11	Energy Management 	O	Energy Audits	Not applicable	Positive
12	Water Management 	O	Water Audits	Not applicable	Positive
13	Raw material sourcing 	O	Plant Operations	Not applicable	Positive
14	Innovation management 	O	Enhancement of Productivity	Not applicable	Positive
15	Community relations 	O	Social Impact / Public Consultation	Not applicable	Positive

SECTION B: MANAGEMENT AND PROCESS DISCLOSURES

This section is aimed at helping businesses demonstrate the structures, policies and processes put in place towards adopting the NGRBC Principles and Core Elements.

Disclosure Questions	P 1	P 2	P 3	P 4	P 5	P 6	P 7	P 8	P 9
1. a. Whether your entity's policy/policies Cover each principle and its core elements of the NGRBCs. (Yes/No)	Yes	Yes	Yes	Yes	Yes	Yes	Yes	Yes	Yes
b. Has the policy been approved by the Board? (Yes/No)	Yes	Yes	Yes	Yes	Yes	Yes	Yes	Yes	Yes
c. Web Link of the Policies, if available	https://www.godawaripowerispat.com/policiesreports								
2. Whether the entity has translated the Policy into procedures. (Yes / No)	Yes	Yes	Yes	Yes	Yes	Yes	Yes	Yes	Yes
3. Do the enlisted policies extend to your Value chain partners? (Yes/No)	No	No	No	No	No	No	No	No	No
4. Name of the national and international codes/ certifications/labels/standards (e.g. Forest Stewardship Council, Fairtrade, Rainforest Alliance, Trustee) standards (e.g. SA8000, OHSAS, ISO, BIS) adopted by your entity and mapped to each principle.	Under Process								
5. Specific commitments, goals and targets Set by the entity with defined timelines, if any.	Under Process								
6. Performance of the entity against the Specific commitments, goals and targets along-with reasons in case the same are not met.	Under Process								
Governance, leadership and oversight									
7. Statement by director responsible for the business responsibility report, highlighting ESG related challenges, targets and achievements (listed entity has flexibility regarding the placement of this disclosure) Please refer CMD's Overview given elsewhere in this Annual Report.									
8. Details of the highest authority responsible For implementation and oversight of the Business Responsibility Policy(ies).	Mr. Abhishek Agrawal, Executive Director.								
9. Does the entity have a specified Committee of the Board/ Director responsible for decision.making. on sustainability related issues? (Yes/No). If yes, provide details.	ESG Committee.								

10. Details of Review of NGRBCs by the Company:

Subject for Review	Indicate whether review was undertaken by Director /Committee of the Board/Any other Committee									Frequency (Annually/ Half yearly/ Quarterly/ Any other -please specify)								
	P1	P2	P3	P4	P5	P6	P7	P8	P9	P1	P2	P3	P4	P5	P6	P7	P8	P9
Performance against above policies and follow up action	Director									Annually								
Compliance with statutory requirements of relevance to the principles, and, rectification of any non-compliances	Director									Quarterly								

11. Has the entity carried out independent assessment/ evaluation of the working of its policies by an external agency? (Yes/No) If yes, provide name of the agency.	P1	P2	P3	P4	P5	P6	P7	P8	P9
	NO	NO	NO	NO	NO	NO	NO	NO	NO

12. If answer to question (1) above is "No" i.e. not all Principles are covered by a policy,

Reasons to be stated:

	P1	P2	P3	P4	P5	P6	P7	P8	P9
The entity does not consider the Principles material to its business (Yes/No)	Not applicable								
The entity is not at a stage where it is in a position to formulate and implement the policies on specified principles (Yes/No)	Not applicable								
The entity does not have the financial or/human and technical resources available for the task(Yes/No)	Not applicable								
It is planned to be done in the next financial year (Yes/No)	Not applicable								
Any other reason (please specify)	Not applicable								

SECTION C: PRINCIPLE WISE PERFORMANCE DISCLOSURE

This section is aimed at helping entities demonstrate their performance in integrating the Principles and Core Elements with key processes and decisions. The information sought is categorized as "Essential" and "Leadership". While the essential indicators are expected to be disclosed by every entity that is mandated to file this report, the leadership indicators may be voluntarily disclosed by entities which aspire to progress to a higher level in their quest to be socially, environmentally and ethically responsible.

PRINCIPLE 1

Businesses should conduct and govern themselves with integrity, and in a manner that is Ethical, Transparent and Accountable.

Essential Indicators

1. Percentage coverage by training and awareness programmes on any of the Principles during the financial year:

Segment	Total training and awareness programmes held	Topics/ principles covered under the training and its impact	%age of persons in respective category covered by the awareness programmes
Board of Directors	3	Plant Operations	100%
Key managerial Personnel	2	Compliance Management and Taxation and ESG Implementation.	100%
Employees other than BoD and KMPs	104	Health and Safety, Human Rights, Personality Development	100%
Workers	35		100%

2. Details of fines/penalties/punishment/award/compounding fees/ settlement amount paid in proceedings (by the entity or by directors / KMPs) with regulators/ law enforcement agencies/ judicial institutions, in the financial year, in the following format (Note: the entity shall make disclosures on the basis of materiality as specified in Regulation 30 of SEBI (Listing Obligations and Disclosure Obligations) Regulations, 2015 and as disclosed on the entity's website):

Monetary					
	NGRBC Principle	Name of the regulatory/ enforcement agencies/ judicial institutions	Amount (In INR)	Brief of the case	Has an appeal been preferred? (Yes/No)
Penalty/Fine	NIL	NA	NA	NA	NA
Settlement	NIL	NA	NA	NA	NA
Compounding fee	NIL	NA	NA	NA	NA

Non-Monetary					
	NGRBC Principle	Name of the regulatory/ enforcement agencies/ judicial institutions	Amount (In INR)	Brief of the case	Has an appeal been preferred? (Yes/No)
Imprisonment	None	NA	NA	NA	NA
Punishment	None	NA	NA	NA	NA

BUSINESS RESPONSIBILITY & SUSTAINABILITY REPORTING

3. Of the instances disclosed in Question 2 above, details of the Appeal/ Revision preferred in cases where monetary or non-monetary action has been appealed.

Case Details	Name of the regulatory/enforcement agencies/ judicial institutions
NA	NA

4. Does the entity have anti-corruption or anti- bribery policy? If yes, provide details in brief and if available, provide a web-link to the policy. YES weblink:

<https://gpil-bucket.s3.amazonaws.com/uploads/policy/attachment/12/Anti-corruption-and-Anti-bribery-Policy.pdf>

5. Number of Directors/KMPs/employees/workers against whom disciplinary action was taken by any law enforcement agency for the charges of bribery/corruption:

	FY 2024-25 (Current Financial Year)	FY 2023-24 (Previous Financial Year)
Directors	None	None
KMPs	None	None
Employees	None	None
Workers	None	None

6. Details of complaints with regard to conflict of interest:

	FY 2024-25 (Current Financial Year)		FY 2023-24 (Previous Financial Year)	
Number of complaints received in relation to issues of conflict of interest of the Directors	None	None	None	None
Number of complaints received in relation to issues of conflict of interest of KMPs	None	None	None	None

7. Provide details of any corrective action taken or underway on issues related to fines/penalties/action taken by Regulators/ law enforcement agencies/ Judicial institutions, on cases of corruption and conflict of interest: Not applicable.

8. Number of days of accounts payables ((Accounts payable *365) / Cost of goods/services procured) in the following format:

	FY 2024-25 (Current Financial Year)	FY 2023-24 (Previous Financial Year)
Number of days of accounts payables	37 days	44 days

9. Open-ness of business

Provide details of concentration of purchases and sales with trading houses, dealers, and related parties along-with loans and advances & investments, with related parties, in the following format:

BUSINESS RESPONSIBILITY & SUSTAINABILITY REPORTING

Parameter	Metrics	FY 2024-25 (Current Financial Year)	FY 2023-24 (Previous Financial Year)
Concentration of Purchases	Purchases from trading houses as % of total purchases	34.40%	41.78%
	b. Number of trading houses where purchases are made from.	71	127
	c. Purchases from top 10 trading houses as % of total purchases from trading houses.	67.46%	82.89%
Concentration of Sales	a. Sales to dealers / distributors as % of total sales	31%	32%
	b. Number of dealers / distributors to whom sales are made	120	116
	c. Sales to top 10 dealers / distributors as % of total sales to dealers / distributors	68%	74%
Share of RPTs in	a. Purchases (Purchases with related parties / Total Purchases)	0.81%	1.43%
	b. Sales (Sales to related parties / Total Sales)	0.30%	1.01%
	c. Loans & advances (Loans & advances given to related parties /Total loans & advances)	14.26%	27.29%
	d. Investments (Investments in related parties / Total Investments made)	100%	94.43%

PRINCIPLE 2

Businesses should provide goods and services in a manner that is sustainable and safe

Essential Indicators

1. Percentage of R&D and capital expenditure (capex) investments in specific technologies to improve the environmental and social impacts of product and processes to total R&D and capex investments made by the entity, respectively.

Segment	Current Financial Year 2024-25	Previous Financial Year 2023-24	Details of improvements in environmental and social impacts
R&D	0	0	None
Capex	12%	36.33%	Solar Power Plant has been set up to replace the conventional power consumption.

2. a. Does the entity have procedures in place for sustainable sourcing? (Yes/No): No
b. If yes, what percentages of inputs were sourced sustainably?
3. Describe the processes in place to safely reclaim your products for reusing, recycling and disposing at the end of life, for (a) Plastics (including packaging) (b) E-waste (c) Hazardous waste and(d)other waste.

Company is committed to responsible resource management and ensures that all waste streams generated across its operations are handled, reused, or disposed of in accordance with applicable environmental regulations and best industry practices.

Plastics (including packaging): Handed over to authorized plastic waste recyclers registered with the Pollution Control Board.

E-waste: Properly inventoried, stored, segregated and handed over to authorized recyclers.

Hazardous Waste: Part of hazardous waste like Coal Tar is being reused in the pellet plant for energy recovery. Other Hazardous Waste are being sold to authorized recyclers as per state board & CPCB guidelines. GPIL adopts a structured waste management approach based on the principles of **reduce, reuse, recycle**, and ensures safe handling, storage, and disposal of all waste types in compliance with regulatory requirements and sustainability goals.

4. Whether Extended Producer Responsibility (EPR) is applicable to the entity's activities (Yes / No). Yes

If yes, whether the waste collection plan is in line with the Extended Producer Responsibility (EPR) plan submitted to Pollution Control Boards? If not, provide steps taken to address the same.

The Company has registered with Central Pollution Control Board under EPR for plastic waste as importer.

PRINCIPLE 3

Businesses should respect and promote the well-being of all employees, including those in their value chains

Essential Indicators

1. a. Details of measures taken for the wellbeing of employees:

Category	% of employees covered by										
	Total (A)	Health insurance		Accident insurance		Maternity benefits		Paternity Benefits		Daycare Facilities	
		Number (B)	% (B/A)	Number (C)	% (C/A)	Number (D)	% (D/A)	Number (E)	% (E/A)	Number (F)	% (F/A)
Permanent Employees											
Male	1857	1278	68.82	1771	95.37	0	0	0	0	0	0
Female	27	22	81.48	26	96.30	1	3.70	0	0	0	0
Total	1884	1300	69.00	1797	95.38	1	0.05	0	0	0	0
Other than Permanent employees											
Male	0	0	0	0	0	0	0	0	0	0	0
Female	0	0	0	0	0	0	0	0	0	0	0
Total	0	0	0	0	0	0	0	0	0	0	0

b. Details of measures for the well-being of workers:

Category	% of employees covered by										
	Total (A)	Health insurance		Accident insurance		Maternity benefits		Paternity Benefits		Daycare Facilities	
		Number (B)	% (B/A)	Number (C)	% (C/A)	Number (D)	% (D/A)	Number (E)	% (E/A)	Number (F)	% (F/A)
Permanent Workers											
Male	1810	1603	88.56	1799	99.39	0	0	0	0	0	0
Female	14	10	71.42	14	100.00	0	0	0	0	0	0
Total	1824	1613	88.43	1813	99.39	0	0	0	0	0	0
Other than Permanent Workers											
Male	2239	2239	100.00	2239	100.00	0	0	0	0	0	0
Female	0	0	0	0	0	0	0	0	0	0	0
Total	2239	2239	100.00	2239	100.00	0	0	0	0	0	0

c. Spending on measures towards well-being of employees and workers (including permanent and other than permanent) in the following format -

Segment	FY 2024-25 Current Financial Year	FY 2023-24 Previous Financial Year
Cost incurred on well-being measures as a % of total revenue of the Company	0.83%	0.28%

2. Details of retirement benefits, for Current FY and Previous Financial Year.

Benefits	FY 2024-25 Current Financial Year			FY 2023-24 Previous Financial Year		
	No. of employees covered as a % of total employees	No. of workers covered as a % of total workers	Deducted and deposited with the authority (Y/N/N.A.)	No. of employees covered as a % of total employees	No. of workers covered as a % of total workers	Deducted and deposited with the authority (Y/N/N.A.)
PF	100%	100%	Y	100%	100%	Y
Gratuity	100%	100%	Y	100%	100%	Y
ESI	100%	100%	Y	100%	100%	Y
Others- Please specify	NA	NA	NA	NA	NA	NA

3. Accessibility of workplaces

Are the premises/offices of the entity accessible to differently abled employees and workers, as per the requirements of the Rights of Persons with Disabilities Act, 2016? If not, whether any steps are being taken by the entity in this regard. Yes

4. Does the entity have an equal opportunity policy as per the Rights of Persons with Disabilities Act, 2016? If so, provide a web-link to the policy.

Yes. It is covered in the Company's Human Rights Policy. The web link of the policy is <https://gpil-bucket.s3.amazonaws.com/uploads/policy/attachment/7/Human-Rights-Policy.pdf>

5. Return to work and Retention rates of permanent employees and workers that took parental leave.

Gender	Permanent employees		Permanent workers	
	Return to work rate	Retention rate	Return to work rate	Retention rate
Male	NA	NA	NA	NA
Female	NA	NA	NA	NA
Total	NA	NA	NA	NA

6. Is there a mechanism available to receive and redress grievances for the following categories of employees and worker? If yes, give details of the mechanism in brief.

	Yes/No (If Yes, then give details of the mechanism in brief)
Permanent Workers	Yes, Grievance Redressal Mechanism, POSH, Safety and Works Committee, Whistle Blower Mechanism.
Other than Permanent Workers	--DO--
Permanent Employees	--DO--
Other than Permanent Employees	--DO--

7. Membership of employees and worker in association(s) or Unions recognized by the listed entity:

Category	FY 2024-25 Current Financial Year			FY 2023-24 Previous Financial Year		
	Total employees / workers in respective category (A)	Employees/ workers in respective category, who are part of association(s) or union (B)	% (B/A)	Total employees / workers in respective category (C)	No. of employees/ workers in respective category, who are part of association(s) or union (D)	% (D/C)
Total Permanent Employees	NA	NA	NA	NA	NA	NA
- Male	NA	NA	NA	NA	NA	NA
- Female	NA	NA	NA	NA	NA	NA
Total Permanent Workers	NA	NA	NA	NA	NA	NA
- Male	NA	NA	NA	NA	NA	NA
- Female	NA	NA	NA	NA	NA	NA

8. Details of training given to employees and workers

Category	FY 2024-25 (Current Financial Year)				FY 2023-24 (Previous Financial Year)					
	Total (A)	On Health and safety measure		On Skill up gradation		Total (D)	On Health and Safety measures		On Skill up-gradation	
		Number (B)	% (B/A)	Number (C)	% (C/A)		Number (E)	% (E/D)	Number (F)	% (F/D)
Permanent Employees										
Male	1857	1857	100%	1857	100%	1713	1713	100%	1713	100%
Female	27	27	100%	27	100%	19	19	100%	19	100%
Total	1884	1884	100%	1884	100%	1732	1732	100%	1732	100%
Permanent Workers										
Male	1810	1810	100%	1810	100%	1702	1702	100%	1702	100%
Female	14	14	100%	14	100%	8	8	100%	8	100%
Total	1824	1824	100%	1824	100%	1710	1710	100%	1710	100%

9. Details of performance and career development reviews of employees and worker:

Benefits	FY 2024-25 Current Financial Year			FY 2023-24 Previous Financial Year		
	Total (A)	No. (B)	% (B/A)	Total (C)	No. (D)	% (D/C)
Employees						
Male	1857	1857	100%	1713	1713	100
Female	27	27	100%	19	19	100
Total	1884	1884	100%	1732	1732	100
Permanent Workers						
Male	1810	1810	100%	1702	1702	100
Female	14	14	100%	8	8	100
Total	1824	1824	100%	1710	1710	100

10. Health and safety management system:

a. Whether an occupational health and safety management system has been implemented by the entity? **(Yes/ No)**. If yes, the coverage such system?

Yes. Our organisation has implemented an occupational health and safety management system (H&S) to ensure the well-being of our employees and maintain a safe work environment. Our H&S covers a wide range of aspects related to health and safety, including but not limited to:



Hazard Identification and Risk Assessment:

We regularly conduct hazard identification and risk assessments across all areas of our operations to identify potential risks to health and safety. This proactive approach allows us to implement measures to eliminate or mitigate these risks effectively.

Legal and Regulatory Compliance:

Our H&S ensures compliance with relevant laws, regulations, and industry standards related to occupational health and safety. We continuously monitor changes in legislation and update our practices accordingly to maintain compliance.

Safety Training and Education:

We provide comprehensive safety training and education programs to all employees to ensure they are equipped with the knowledge and skills necessary to perform their work safely. Training covers topics such as hazard recognition, emergency procedures, and the proper use of personal protective equipment.

Incident Reporting and Investigation:

Our H&S includes protocols for reporting and investigating incidents, near misses, and hazards promptly. This allows us to identify root causes and implement corrective actions to prevent recurrence.

Emergency Preparedness and Response

We have established emergency preparedness and response plans to address various scenarios, including fires, medical emergencies, and natural disasters. Employees are trained on these plans and participate in drills to ensure they are prepared to respond effectively in case of an emergency.

Monitoring and Measurement:

We regularly monitor and measure key performance indicators related to health and safety to assess the effectiveness of our OHSMS. This data-driven approach allows us to identify areas for improvement and track progress over time

- b. What are the process ensured to identify work-related hazards and assess risks on a routine and non-routine basis by the entity?

Our organization has implemented a robust process to identify work-related hazards and assess risks on both routine and non-routine bases. Here's an overview of the processes we have in place:

Hazard Identification:

We encourage all employees to actively participate in identifying potential hazards in their work areas. This includes hazards related to equipment, machinery, chemicals, environmental conditions, and human factors. Employees are empowered to report hazards through various channels, including safety committees, suggestion boxes, and direct communication with supervisors.

Routine Inspections

We conduct regular inspections of our work areas to systematically identify and assess potential hazards. Trained personnel, often from our safety committees or dedicated safety teams, perform these inspections using checklists or other assessment tools designed to capture a wide range of hazards. These routine inspections are scheduled at regular intervals, ensuring that potential risks are identified and addressed promptly.

Incident Reporting and Investigation

Our organization maintains a robust incident reporting system that encourages employees to report near misses, incidents, and accidents promptly. Each reported incident triggers a thorough investigation to determine root causes and contributing factors. Through these investigations, we identify any underlying hazards or systemic issues that may need to be addressed to prevent recurrence.

Training and Awareness

We provide regular training and awareness programs to ensure that employees understand how to identify hazards and assess risks effectively. This includes training on hazard recognition, risk assessment methodologies, and the importance of proactive safety measures. By empowering employees with the knowledge and skills to identify and address risks, we create a culture of safety throughout our organization.

- c. Whether you have processes for workers to report the work related hazards and to remove themselves from such risks. (Y/N)

Yes, we have processes in place for workers to report work-related hazards and to remove themselves from such risks if necessary. Our organization recognizes the importance of empowering employees to actively participate in maintaining a safe work environment. We have established multiple channels for workers to report work-related hazards, including but not limited to:

- Direct communication with supervisors or managers;
- Submission of hazard report forms or incident reports;
- Utilization of suggestion boxes or safety suggestion programs; and
- Participation in safety meetings or safety committees.



BUSINESS RESPONSIBILITY & SUSTAINABILITY REPORTING

BUSINESS RESPONSIBILITY & SUSTAINABILITY REPORTING

11. Details of safety related incidents, in the following format:

Safety Incident/Number	Category	Current Financial Year (2024-25)	Previous Financial Year (2023-24)
Lost Time Injury Frequency Rate (LTIFR) (per one million- person hours worked)	Employees	0.18	0
	Workers	0.15	0
Total recordable work-related injuries	Employees	1	0
	Workers	1	0
No. of fatalities	Employees	0	0
	Workers	0	0
High consequence work -related injury or ill-health (excluding fatalities)	Employees	0	0
	Workers	0	0

12. Describe the measures taken by the entity to ensure a safe and healthy work place.

The following measures are taken by the entity to ensure a safe and healthy work place:

- a** Regular Safety Training: All employees undergo comprehensive safety training upon joining the company and receive regular refresher courses to ensure they are up-to-date with the latest safety protocols and procedures.
- b** Safety Equipment and Gear: We provide employees with the necessary safety equipment and gear required for their roles, such as personal protective equipment (PPE), ergonomic workstations, and safety signage throughout the workplace.
- c** Workplace Inspections: Regular inspections of the workplace are conducted to identify and address any potential hazards or safety concerns promptly. These inspections are performed by trained personnel who are knowledgeable about workplace safety standards.
- d** Emergency Preparedness: We have developed comprehensive emergency response plans that cover various scenarios, including fires, medical emergencies, and natural disasters. Employees are trained on these plans and participate in regular drills to ensure they are prepared to respond effectively in case of an emergency.
- e** Health and Wellness Programs: We offer health and wellness programs aimed at promoting physical and mental well-being among employees. These programs may include fitness initiatives, stress management workshops, and access to counseling services.
- f** Promotion of a Safety Culture: We foster a culture of safety throughout the organization by encouraging open communication, active participation in safety initiatives, and recognition of employees who prioritize safety in their work.

- g** Safety Committees: We have established safety committees comprised of representatives from different departments to regularly review safety performance, identify areas for improvement, and implement proactive measures to enhance workplace safety.
- h** Compliance with Regulations: We ensure compliance with relevant health and safety regulations and standards set forth by local authorities and industry-specific governing bodies.
- i** Continuous Improvement: We are committed to continuously improving our safety measures through feedback from employees, benchmarking against industry best practices, and investing in new technologies and processes that enhance workplace safety.


By implementing the above measures, we strive to create a work environment where employees feel safe, valued, and empowered to perform their best while minimizing risks to their health and well-being.

13. Number of Complaints on the following made by employees and workers:

	Current Financial Year (2024-25)			Previous Financial Year (2023-24)		
	Filed during the year	Pending resolution at the end of year	Remarks	Filed during the year	Pending resolution at the end of year	Remarks
Working Conditions	0	0	Nil	0	0	Nil
Health & Safety	0	0	Nil	0	0	Nil

14. Assessments for the year:

	% of your plants and offices that were assessed (by entity or statutory authorities or third parties)
Health and safety practices	100%
Working Conditions	100%



15. Provide details of any corrective action taken or underway to address safety-related incidents (if any) and on significant risks/ concerns arising from assessments of health & safety practices and working conditions.

In response to safety-related incidents or concerns, our organization takes prompt and decisive corrective actions to address the root cause and prevent recurrence. Here are details of our approach to addressing such situations:

<p>Immediate Response:</p> <p>Whenever a safety-related incident occurs, our first priority is to ensure the well-being of those involved and to mitigate any immediate risks. This may involve providing medical attention, securing the area, and conducting initial investigations to understand the circumstances leading to the incident.</p>	<p>Root Cause Analysis</p> <p>Following any safety incident, we conduct thorough root cause analysis to identify the underlying factors contributing to the event. This analysis involves examining human factors, equipment failure, procedural lapses, or environmental conditions that may have played a role.</p>
<p>Corrective Actions</p> <p>Based on the findings of the root cause analysis, we develop and implement corrective actions to address the identified issues effectively. These actions may include revising procedures, enhancing training programs, repairing or replacing equipment, or making physical modifications to the work environment.</p>	<p>Communication and Training</p> <p>We ensure that all employees are informed about the incident and any corrective actions taken to prevent similar occurrences in the future. Additionally, targeted training programs may be conducted to reinforce safety protocols and best practices relevant to the incident.</p>



PRINCIPLE 4

Businesses should respect the interests of and be responsive to all its stakeholders

Essential Indicators

- Describe the processes for identifying key stakeholder groups of the entity.
- List stakeholder groups identified as key for your entity and the frequency of engagement with each stakeholder group.

Stakeholder Group	Whether identified as Vulnerable & Marginalized Group (Yes/No)	Channels of Communication (Email, SMS, Newspaper, Pamphlets, Advertisement, Community Meetings, Notice Board, Website) Other	Frequency of engagement (Annually/ Half yearly/ Quarterly/ others- please specify)	Purpose and scope of engagement including key topics and concerns raised during such engagement
Shareholders 	No	Email & Website	Quarterly, Half yearly & annually	To update the financial and operational performance and other price sensitive information. No concerns raised.
Customers 	No	Email & Website	Need-based	To discuss the ESG parameters/standards, Compliances, quality and quantity requirements, delivery schedules, demand, price and payment related matters and to obtain feedback and customer satisfaction level. No concerns raised.
Vendors 	No	Email & Website	Need-based	To discuss the ESG parameters/standards, Compliances, quality and quantity requirements, delivery schedules, demand, price and payment related matters and to obtain feedback and customer satisfaction level. No concerns raised.

PRINCIPLE 5

Businesses should respect and promote human rights

Essential Indicators

- Employees and workers who have been provided training on human rights issues and policy (ies) of the entity, in the following format:

Category	FY 2024-25 (Current Financial Year)			FY 2023-24 (Previous Financial Year)		
	Total (A)	No. of employees/workers covered (B)	% (B/A)	Total (C)	No. of employees/workers covered (D)	% (D/C)
Employees						
Permanent	1884	1884	100%	1732	1732	100
Other than permanent	0	NA	NA	0	NA	NA
Total Employees	1884	1884	100%	1732	1732	100
Workers						
Permanent	1824	1824	100%	1710	1710	100
Other than permanent	2239	2239	100%	2374	2374	100
Total Workers	4063	4063	100%	4084	4084	100

- Details of minimum wages paid to employees and workers, in the following format:

Category	FY 2024-25 (Current Financial Year)					FY 2023-24 (Previous Financial Year)				
	Total (A)	Equal to Minimum Wage		More than Minimum Wage		Total (D)	Equal to Minimum Wage		More than Minimum Wage	
		Number (B)	% (B/A)	Number (C)	% (C/A)		Number (E)	% (E/D)	Number (F)	% (F/D)
Employees										
Permanent										
Male	1857	0	0	1857	100	1713	0	0	1713	100
Female	27	0	0	27	100	19	0	0	19	100
Other than permanent										
Male	0	0	0	0	0	0	0	0	0	0
Female	0	0	0	0	0	0	0	0	0	0
Workers										
Permanent										
Male	1810	0	0	1810	99.53	1702	8	0.47	1694	99.53
Female	14	0	0	14	100	8	0	0	8	100
Other than permanent										
Male	2239	0	0	2239	100	2374	0	0	2374	100
Female	0	NA	NA	NA	NA	0	NA	NA	NA	NA

Stakeholder Group	Whether identified as Vulnerable & Marginalized Group (Yes/No)	Channels of Communication (Email, SMS, Newspaper, Pamphlets, Advertisement, Community Meetings, Notice Board, Website) Other	Frequency of engagement (Annually/ Half yearly/ Quarterly/ others- please specify)	Purpose and scope of engagement including key topics and concerns raised during such engagement
Employees 	No	News-letters, Email, Notice Board & Personal Meetings	Need-based	To discuss roles and responsibility towards work, ESG & Sustainability requirements, Safety and health related issues, training & promotion related matters, quality and quantity related issues, future prospectus and wellbeing. No concerns raised.
Society 	No	Community Meetings and Website	Need-based	Matters related to Education, Health, Environment Protection, Community Development and CSR activities. No concerns raised.
Government and Regulatory Authorities 	No	Email, Letters & Website.	Monthly, Quarterly, Half yearly, annually and need based.	To obtain approvals and permissions, to update and file various statutory and other forms, returns, reports, etc. No concerns raised.

3. Details of remuneration/salary/wages, in the following format:

a. Median remuneration/wages:

	Male		Female	
	Number	Median remuneration/ salary/ wages of respective category (Rs.)	Number	Median remuneration/ salary/ wages of respective category (Rs.)
Board of Directors (BoD)	9	1,63,21,666	2	6,72,500
Key Managerial Personnel (KMP) other than BoD	2	1,04,25,057	0	0
Employees other than BoD and KMP	1857	4,90,944	27	4,50,012
Workers	1810	3,76,776	14	2,60,016

4. Do you have a focal point (Individual/committee) responsible for addressing human rights impacts or issues caused or contributed to by the business? (Yes/No)

Yes. Internal Complaints Committee formed under Prevention of Sexual Harassment Act and Chairman of Audit Committee as per Whistle Blower Mechanism.

5. Describe the internal mechanisms in place to redress grievances related to human rights issues: Yes

6. Number of complaints on the following made by employees and workers:

	FY 2024-25 (Current Financial Year)			FY 2023-24 (Previous Financial Year)		
	Filed during the year	Pending resolution at the end of year	Remarks	Filed during the year	Pending resolution at the end of year	Remarks
Sexual Harassment	0	0	No	0	0	No
Discrimination at work place	0	0	No	0	0	No
Child Labour	0	0	No	0	0	No
Forced Labour/ Involuntary Labour	0	0	No	0	0	No
Wages	0	0	No	0	0	No
Other human rights related issues	0	0	No	0	0	No

7. Complaints filed under the Sexual Harassment of Women at Workplace (Prevention, Prohibition and Redressal) Act, 2013, in the following format:

	FY 2024-25 (Current Financial Year)	FY 2023-24 (Previous Financial Year)
Total Complaints reported under Sexual Harassment on of Women at Workplace (Prevention, Prohibition and Redressal) Act, 2013 (POSH)	0	0
Complaints on POSH as a % of female employees / workers	0	0
Complaints on POSH upheld	0	0

8. Mechanisms to prevent adverse consequences to the complainant in discrimination and harassment cases: It is covered in the Company's Whistle Blower Policy, Grievance Redressal Mechanism and Anti Sexual Harassment Policy.

9. Do human rights requirements form part of your business agreements and Contracts? (Yes/No): Yes.

10. Assessments for the year:

	% of your plants and offices that were assessed (by entity or statutory authorities or third parties)
Child labor	No such assessments have been done by the entity or any other statutory authority or third parties. However, the company has not employed any Child Laborers, Forced Laborers or involuntary Laborers.
Forced Labor/ Involuntary Labor	
Sexual Harassment	No cases of Sexual Harassment have been reported in the Company or any of its units.
Discrimination at work place	There is no discrimination at work place
Wages	There is no discrimination in the wage
Others-please specify	Nil

11. Provide details of any corrective actions taken or underway to address significant risks/ concerns arising from the assessments at question 10 above: Not applicable.



PRINCIPLE 6

Businesses should respect and make efforts to protect and restore the environment

Essential Indicators

1. Details of total energy consumption (in Million Kcals) and energy intensity, in the following format:

Parameter	FY 2024-25 (Current Financial Year)	FY 2023-24 (Previous Financial Year)
From Renewable sources		
Total electricity consumption (A)	72807.16	77537.63
Total fuel consumption(B)	537896.27	537073.49
Energy consumption through other sources (C)	NIL	NIL
Total energy consumption from renewable sources (A+B+C)	610703.43	614611.12
From Non-Renewable sources		
Total electricity consumption (D)	997375.48	1362800.12
Total fuel consumption(E)	3968377.87	4009137.93
Energy consumption through other sources (F)	2692.95	22584.02
Total energy consumption from non-renewable sources (D+E+F)	4968446.30	5394522.07
Total energy consumed (A+B+C+D+E+F)	5579149.73	6009133.19
Energy intensity per rupee of turnover <i>(Total energy consumed/Revenue from operations)</i>	0.00012	0.00012
Energy intensity per rupee of turnover adjusted for Purchasing Power Parity (PPP)* <i>(Total energy consumed/Revenue from operations adjusted for PPP)</i>	0.0025	0.0027
Energy intensity in terms of physical output: Total energy consumed/total quantity of sponge iron produced.	9.39	10.12

*The revenue from operations has been adjusted for PPP based on the latest PPP conversion factor published by IMF for the year 2023-24 was 22.40 and for 2024-25 was 20.66 for India.

Note: Indicate if any independent assessment/evaluation/assurance has been carried out by an external agency? (Y/N) If yes, name of the external agency. No

2. Does the entity have any sites/facilities identified as designated consumers (DCs) under the Performance, Achieve and Trade (PAT) Scheme of the Government of India? (Y/N) If yes, disclose whether targets set under the PAT scheme have been achieved. In case targets have not been achieved, provide the remedial action taken, if any. No.



3. Provide details of the following disclosures related to water, in the following format:

Parameter	FY 2024-25 (Current Financial Year)	FY 2023-24 (Previous Financial Year)
Water withdrawal by source (in kilolitres)		
(i) Surface water	3534070	3422310
(ii) Groundwater	149054	133498
(iii) Third party water	0	0
(iv) Seawater/ desalinated water	0	0
(v)Others	0	0
Total volume of water withdrawal (in kilolitres) (i+ii+iii+iv+v)	3683124	3555808
Total volume of water consumption (in kilolitres)	3520391	3393401
Water intensity per rupee of Turnover (Total Water consumption/Revenue from operations)	0.00007	0.00007
Water intensity per rupee of Turnover adjusted for Purchasing Power Parity (PPP)* <i>(Total Water consumption/Revenue from operations adjusted for PPP)</i>	0.0014	0.0016
Water intensity in terms of physical output: Total water consumed/total quantity of sponge iron produced.	5.93	5.71

*The revenue from operations has been adjusted for PPP based on the latest PPP conversion factor published by IMF for the year 2023-24 was 22.40 and for 2024-25 was 20.66 for India.

Note: Indicate if any independent assessment/evaluation/assurance has been carried out by an external agency? (Y/N) If yes, name of the external agency.

4. Provide the following details related to water discharged: Not applicable since it is zero liquid discharge.

Parameter	FY 2024-25 (Current Financial Year)	FY 2023-24 (Previous Financial Year)
Water discharge by destination and level of treatment (in kilolitres)		
(i) Surface water	NA	NA
- No treatment	NA	NA
- With treatment – please specify level of treatment	NA	NA
(ii) To Groundwater	NA	NA
- No treatment	NA	NA
- With treatment – please specify level of treatment	NA	NA
(iii) To Seawater	NA	NA
- No treatment	NA	NA
- With treatment – please specify level of treatment	NA	NA
(iv) Sent to third-parties	NA	NA
- No treatment	NA	NA
- With treatment – please specify level of treatment	NA	NA
(v) Others	NA	NA
- No treatment	NA	NA
- With treatment – please specify level of treatment	NA	NA
Total water discharged (in kilolitres)	NA	NA

Note: Indicate if any independent assessment/ evaluation/assurance has been carried out by an external agency? (Y/N) If yes, name of the external agency.

5. Has the entity implemented a mechanism for Zero Liquid Discharge? if yes, provide details of its coverage and implementation.

Yes, the entity has implemented a comprehensive zero liquid discharge (ZLD) mechanism as part of its environmental stewardship and regulatory compliance measures. The ZLD system has been designed and commissioned to ensure that no industrial effluent is discharged outside the plant premises.

6. Please provide details of air emissions (other than GHG emissions) by the entity, in the following format:

Parameter	Please specify unit	FY 2024-25(Current Financial Year)	FY 2023-24 (Previous Financial Year)
NOx	Tons/year	910.88	1151.60
Sox	Tons/year	2348.81	2059.40
Particulate matter (PM)	Tons/year	536.83	404.71
Persistent organic Pollutants (POP)	Tons/year	NA	NA
Volatile organic Compounds (VOC)	Tons/year	NA	NA
Hazardous air Pollutants (HAP)	Tons/year	NA	NA
Others – please specify	Tons/year	NA	NA

Note: Indicate if any independent assessment/evaluation/assurance has been carried out by an external agency? (Y/N) If yes, name of the external agency.

Yes, Emissions are calculated on the basis of environmental monitoring reports of NABL accredited lab.

7. Provide details of green-house gas emissions (Scope 1 and Scope 2 emissions) & its intensity, in the following format:

Parameter	Unit	FY 2024-25 (Current Financial Year)	FY 2023-24 (Previous Financial Year)
Total Scope 1 emissions (Break-up of the GHG into CO2, CH4,N2O,HFCs,PFCs, SF6,NF3, if available)	Metric tonnes of CO2 equivalent	1553940	1528244
Total Scope 2 emissions (Break-up of the GHG into CO2,CH4,N2O,HFCs,PFCs, SF6,NF3, if available)	Metric tonnes of CO2 equivalent	266491	260362
Total of Scope 1 and 2 emissions	Metric tonnes of CO2 equivalent	1820431	1788606
Total Scope 1 and Scope 2 Emission intensity per rupee of Turnover (Total Scope 1 and Scope 2 GHG emissions / Revenue from operations)		0.00004	0.00004

Parameter	Unit	FY 2024-25 (Current Financial Year)	FY 2023-24 (Previous Financial Year)
Total Scope 1 and Scope 2 Emission intensity per rupee of turnover adjusted for Purchasing Power Parity (PPP)* (Total Scope 1 and Scope 2 GHG emissions / Revenue from operations adjusted for PPP)		0.00082	0.00089
Total Scope 1 and Scope 2 Emission intensity in terms of physical output: Total emissions /total quantity of sponge iron produced.		3.06	3.01

*The revenue from operations has been adjusted for PPP based on the latest PPP conversion factor published by IMF for the year 2023-24 was 22.40 and for 2024-25 was 20.66 for India.

Note: Indicate if any independent assessment/evaluation/assurance has been carried out by an external agency? (Y/N) If yes, name of the external agency.

Yes, The Carbon emission inventory report is prepared by SGS India following ISO 14064 standard.

8. Does the entity have any project related to reducing Green House Gas emission? If yes, then provide details.

Yes. Our company has undertaken multiple projects aimed at reducing Green House Gas emission as part of its commitment to sustainable and low carbon industrial practices. The key initiatives are:



a. Utilisation of Waste Heat for power generation;



b. Renewable Energy Integration



c. Carbon capture and utilisation pilot project



d. Energy Efficiency and BEE-CCTS Participation;



e. Use of Industrial Electric Vehicles



f. Improved raw-material sourcing and Green Steel initiatives

9. Provide details related to waste management by the entity, in the following format:

Parameter	FY 2024-25 (Current Financial Year)	FY 2023-24 (Previous Financial Year)
Total Waste generated (in metric tons)		
Plastic waste(A)	7.090	3.440
E-waste(B)	19.850	6.370
Bio-medical waste (C)		
Yellow category-	0.071	0.053
Red Category-	0.069	0.038
Blue Category-	0.013	0.007
White Category-	0.001	0.002
Construction and demolition waste(D)	137.000	200.000
Battery waste(E)	6.230	5.690
Radioactive waste(F)	0.000	0.000
Other Hazardous waste. Please specify, if any.(G):		
a. Used Oil	10.998	11.338
b. Coal Tar	14449.710	15441.840
c. Zinc ash/Dross	1250.070	1074.070
d. Chemical Sludge	588.810	559.060
e. Empty Barrels	1.155	0.000
f. Organic Residue	2661.73	0.000
Other Non-hazardous waste generated (H). Please specify, if any.(Break-up by composition i.e. by materials relevant to the sector):		
a. Fly ash	77564.000	56199.000
b. ESP Dust	92436.810	100403.190
c. Slag	153921.160	96718.850
d. Tailing	514344.850	335408.430
e. Scrap	8419.460	5104.530
f. Clinker Ash	95173.720	94068.070
g. Char & Dolochar	67111.000	44032.000
h. Mill Scale	8621.040	8407.350
Total (A+B+C+D+E+F+G+ H)	1036725.277	757643.328
Waste intensity per rupee of turnover (Total waste generated / Revenue from operations)	0.000022	0.000015
Waste intensity per rupee of turnover adjusted for Purchasing Power Parity (PPP)*	0.0004595	0.0003432
(Total waste generated / Revenue from operations adjusted for PPP)		
*The revenue from operations has been adjusted for PPP based on the latest PPP conversion factor published for the year 2022 by OECD which is 22.88 for India.		

Parameter	FY 2024-25 (Current Financial Year)	FY 2023-24 (Previous Financial Year)
Waste intensity in terms of physical output: Total waste quantity (MT+KL)/total quantity of sponge iron produced.	1.7453	1.2755
For each category of waste generated, total waste recovered through recycling, re-using or other recovery operations (in metric tons)		
Category of waste		
(i) Recycled	Nil	Nil
(ii) Re-used	93502.53	Nil
(iii) Other recovery operations	270566.86	Nil
Total	364069.39	Nil
For each category of waste generated, total waste disposed by nature of disposal method (in metric tonnes)		
Category of waste		
(i) Incineration	NIL	5437.20
(ii) Landfilling	617829.11	489967.66
(iii) Other disposal operations	NIL	252292.92
Total	617829.11	747697.78

Note: Indicate if any independent assessment/evaluation/assurance has been carried out by an external agency? (Y/N) If yes, name of the external agency.

Yes. Assessment/evaluation has been done by SGS India and Fly Ash generation and utilisation audit by NIT- Warangal.

10. Briefly describe the waste management practices adopted in your establishments. Describe the strategy adopted by your company to reduce usage of hazardous and toxic chemicals in your products and processes and the practices adopted to manage such wastes.

Waste	Method of Disposal
Scrap	Sold to outside parties
Clinker Ash	Land filling and supply to bricks manufacturers.
Char & Dolochar	Reused in captive power plants & other brick units
Dust from Settling Chamber & ESP	Used for brick manufacturing and reclamation of low laying areas.
Slag	Mag-part of Slag is used in Steel Melting Shop for remelting; Non-Mag-part of Slag is used for road base making, cement manufacturing and for reclamation of low laying areas.
Fly ash	Used for road base making, brick & cement manufacturing and for reclamation of low laying areas.
Mill Scale	Recycled in Pellet Plant
Tailing	Used in embankments, road formation, filling low laying areas and also used as additives in cement manufacturing.
Ash (Sinder) from Coal Gasification Plant	Used for fly ask brick making, brick kilns and reclamation of low laying areas.
Tar	Used in Pellet Plant and sold to outside parties.
Biodegradable food wastes	Converted into compost manure and utilized for green belt development.

11. If the entity has operations/offices in/around ecologically sensitive areas (such as national parks, wild life sanctuaries, biosphere reserves, wetlands, biodiversity hotspots, forests, coastal regulation zones etc.) where environmental approvals/clearances are required, please specify details in the following format:

S. No.	Location of operations/offices	Type of operations	Whether the conditions of environmental approval / clearance are being complied with? (Y/N) If no, the reasons thereof and corrective action taken, if any.
Not applicable			

12. Details of environmental impact assessments of projects undertaken by the entity based on applicable laws, in the current financial year:

Name and brief details of project	EIA Notification No.	Date	Whether conducted by independent external agency (Yes/No)	Results communicated in public domain (Yes/No)	Relevant Web link
Godawari Power & Ispat Limited (Iron & Steel)	EIA notification 2006 and as amended	04.03.2024	Yes	Yes	https://parivesh.nic.in

13. Is the entity compliant with the applicable environmental law/regulations/guidelines in India; such as the Water (Prevention and Control of Pollution) Act, Air (Prevention and Control of Pollution) Act, Environment protection act and rules thereunder (Y/N). If not, provide details of all such non-compliances, in the following format:

Yes, Company is compliant with applicable environmental law/regulations/guidelines in India; such as the water (Prevention and Control of Pollution) Act, Air (Prevention and Control of Pollution) Act.

Name and brief details of project	EIA Notification No.	Date	Any fines / penalties /action taken by regulatory agencies such as pollution control boards or by courts	Corrective action
NOT APPLICABLE				

PRINCIPLE 7

Businesses, when engaging in influencing public and regulatory policy, should do so in a manner that is responsible and transparent

Essential Indicators

1. a. Number of affiliations with trade and industry chambers/ associations. NIL
- b. List the top10 trade and industry chambers/associations (determined based on the total members of such body) the entity is a member of/affiliated to.

S. No.	Name of the trade and industry chambers/ associations	Reach of trade and industry chambers/ associations (state/ National)
1	Confederation of Indian Industry	National
2	Sponge Iron Manufacturers Association	National
3	Indian Pellet Manufacturers Association	National

2. Provide details of corrective action taken or underway on any issues related to anti- competitive conduct by the entity, based on adverse orders from regulatory authorities.

Name of authority	Brief of the case	Corrective action taken
Not Applicable		

PRINCIPLE 8

Businesses should promote inclusive growth and equitable development

Essential Indicators

1. Details of Social Impact assessments (SIA) of projects undertaken by the entity based on applicable laws, in the current financial year.

Name and brief details of project	SIA Notification No.	Date of notification	Whether conducted by independent external agency (Yes/No)	Results communicated in public domain (Yes/No)	Relevant Web Link
Not applicable					



2. Provide information on project (s) for which ongoing Rehabilitations and Resettlement (R&R) is being undertaken by your entity, in the following format:

S.No.	Name of Project for which R&R is ongoing	State	District	No. of Project Affected Families (PAFs)	% of PAFs covered by R&R	Amounts paid to PAFs in the FY (In INR)
NIL						

3. Describe the mechanisms to receive and redress grievances of the community. Please refer grievance redressal mechanism placed at <https://gpil-bucket.s3.amazonaws.com/uploads/policy/attachment/11/Grievance-Redressal-Mechanism.pdf>

4. Percentage of input material (inputs to total inputs by value) sourced from suppliers:

	FY 2024-25 (Current Financial Year)	FY 2023-24 (Previous Financial Year)
Directly sourced from MSMEs/ small producers	18.00%	10.29%
Directly from within India	81.88%	19.24%

5. Job creation in smaller towns – Disclose wages paid to persons employed (including employees or workers employed on a permanent or non-permanent / on contract basis) in the following locations, as % of total wage cost

	FY 2024-25 (Current Financial Year)	FY 2023-24 (Previous Financial Year)
Rural	100%	100%
Semi-urban	-	-
Urban	-	-
Metropolitan	-	-

(Place to be categorized as per RBI Classification System - rural / semi-urban / urban / metropolitan)

PRINCIPLE 9

Businesses should engage with and provide value to their consumers in a responsible manner

Essential Indicators

1. Describe the mechanisms in place to receive and respond to consumer complaints and feedback.

Please refer grievance redressal mechanism placed at <https://gpil-bucket.s3.amazonaws.com/uploads/policy/attachment/11/Grievance-Redressal-Mechanism.pdf>

2. Turnover of products and/ services as a percentage of turnover from all products/service that carry information about:

	As a percentage to total turnover
Environmental and social parameters relevant to the product	Not Applicable
Safe and responsible usage	
Recycling and/or safe disposal	

3. Number of consumer complaints in respect of the following:

	FY 2024-25 (Current Financial Year)			FY 2023-24 (Previous Financial Year)		
	Received during the year	Pending resolution at the end of year	Remarks	Received during the year	Pending resolution at the end of year	Remarks
Data Privacy	NIL	NIL	NIL	NIL	NIL	NIL
Advertising	NIL	NIL	NIL	NIL	NIL	NIL
Cyber-security	NIL	NIL	NIL	NIL	NIL	NIL
Delivery of essential services	NIL	NIL	NIL	NIL	NIL	NIL
Restrictive Trade Practices	NIL	NIL	NIL	NIL	NIL	NIL
Unfair Trade Practices	NIL	NIL	NIL	NIL	NIL	NIL
Other	NIL	NIL	NIL	NIL	NIL	NIL

4. Details of instances of product recalls on account of safety issues:

	Number	Reasons for recall
Voluntary recalls	NIL	NA
Forced recalls	NIL	NA

5. Does the entity have a framework/ policy on cyber security and risks related to data privacy? (Yes/No) If available, provide a web-link of the policy. Yes. Web-link is <https://gpil-bucket.s3.amazonaws.com/uploads/policy/attachment/11/Grievance-Redressal-Mechanism.pdf>
6. Provide details of any corrective actions taken or underway on issues relating to advertising, and delivery of essential services; cyber security and data privacy of customers; re-occurrence of instances or products recalls; penalty / action taken by regulatory authorities on safety of products/services. Not applicable.
7. Provide the following information relating to data breaches:
- a. Number of instances of data breaches: NIL
 - b. Percentage of data breaches involving personally identifiable information of customers: NIL
 - c. Impact, if any, of the data breaches: Not applicable

