KITE®

CORPORATE RESPONSIBILITY REPORT 2023

KRG
LISTED
NYSE

CONTENTS

I. Introduction 3

About this Report

KRG ESG Mission Statement

Message from our CEO

ESG Task Force

II. About Kite Realty Group 8

About KRG

Materiality Matrix

Stakeholder Engagement

ESG Highlights

5-Year ESG Goals

III. Environmental 14

Key Environmental Highlights

Performance: Energy, Water, Waste

Initiatives & Accomplishments

KRG's Approach to Climate Change Risk - TCFD Climate Risk Assessment

IV. Social 21

Key Social Highlights

Our Team

Employee Benefits & Recognition

Employee Training & Engagement

Kite Cares

Community Development

Community Events & Partnerships

Indirect & Direct Socioeconomic Impacts

Supplier Code of Conduct, Tenant Engagement & Human Rights

V. Governance 32

Key Governance Highlights

Overview & Board of Trustees

Trustee Diversity and Tenure

Governance Policies

Trustee Skills and Experience Matrix

Governance Best Practices

VI. Contact Information 38

VII. Appendix 39

LRQA Independent Assurance Statement

Global Reporting Initiative (Core) Index

SASB Index

THE SHOPS AT LEGACY EAST
MSA: DALLAS / FORT WORTH, TX

Introduction

IN THIS SECTION:

About this Report
KRG ESG Mission Statement
Message from our CEO
ESG Task Force

MAIN STREET PROMENADE
MSA: CHICAGO, IL

About this Report

Overview

Kite Realty Group Trust (NYSE: KRG) "The Company" is committed to transparent and consistent disclosure. This Corporate Responsibility Report, primarily highlighting our 2023 calendar year, contains quantitative and qualitative data detailing our commitment to corporate responsibility. This annual report serves to record our progress as we continuously aim to improve the sustainability of our operating platform

Reporting Period

The data in this 2023 Corporate Responsibility Report covers Kite Realty Group activity from the 2023 calendar year, unless otherwise stated. The scope of this report encompasses assets over which KRG has operational control.

Data Management

KRG has a systematic approach to recording, measuring, and reporting Corporate Responsibility performance. We gather data on greenhouse gas (GHG) emissions, energy use, water, waste, electric vehicle charging, employee retention, engagement, training, diversity, social initiatives, and other metrics. This data informs the direction of our Corporate Responsibility efforts. While we take appropriate and reasonable steps to ensure the accuracy of our data, it is possible the information in this 2023 report could evolve over time. In cases where we become aware of updates to data from previous years, we will provide updated data in subsequent corporate responsibility reports if we believe the changes are material.

Reporting Boundaries

Kite Realty Group's environmental data is calculated in accordance with the Greenhouse Gas Emissions Protocol (GHG Protocol) and the U.S. Environmental Protection Agency (EPA) guidelines. We use the control approach to set the organizational boundary and define operational boundary/control as common areas and vacant spaces. For this report, Scope 1 (direct) and Scope 2 (indirect) emissions are from sources within our operational boundary and primarily relate to energy used for exterior parking lot lighting, common areas, and maintaining the inside of vacant tenant spaces. Scope 3 includes emissions from sources that are not owned or controlled by us, and are outside the boundaries of Scope 1 and Scope 2. These emissions are reported based on the data that is available to us. Regarding waste, we do not generate the majority of waste at our properties considered within our operational control boundary, but we are primarily responsible for its disposal.

Reporting Frameworks

We align our data collection, measurement, and reporting activities with industry-leading standards and frameworks, including the GHG Protocol, Global Reporting Initiative™ (GRI) Sustainability Reporting Guidelines, the Sustainability Accounting Standards Board (SASB) Standards, the Task Force on Climate-Related Financial Disclosures (TCFD), and the United Nations Sustainable Development Goals (UN SDGs).

Forward-Looking Statements

This Corporate Responsibility Report, together with other statements and information publicly disseminated by KRG, contains certain forward-looking statements within the meaning of Section 27A of the Securities Act of 1933 and Section 21E of the Securities Exchange Act of 1934. Such statements are based on assumptions and expectations that may not be realized and are inherently subject to risks, uncertainties and other factors, many of which cannot be predicted with accuracy and some of which might not even be anticipated. Future events and actual results, performance, transactions or achievements, financial or otherwise, may differ materially from the results, performance, transactions or achievements, financial or otherwise, expressed or implied by the forward-looking statements.

Risks, uncertainties and other factors that might cause such differences, some of which could be material, include but are not limited to: our ability to satisfy our internal environmental, social, and governance goals on the anticipated timeline or at all; our ability to satisfy environmental, social or governance standards set by various constituencies; and other risks identified in reports KRG files with the Securities and Exchange Commission or in other documents that it publicly disseminates, including, in particular, the section titled "Risk Factors" in KRG's Annual Report on Form 10-K for the fiscal year ended December 31, 2023, and in KRG's quarterly reports on Form 10-Q. KRG undertakes no obligation to publicly update or revise these forward-looking statements, whether as a result of new information, future events or otherwise.

KRG ESG Mission Statement

KRG is dedicated to growing a thriving and viable business, and ESG is a critical component in delivering sustained value to our stakeholders.

Our ESG practices have long been woven into our corporate culture, and we greatly value the opportunity to formally report these efforts while continuously setting and achieving ambitious goals for future improvement. We believe intentional ESG initiatives are critical to providing long-term value to our shareholders, customers, colleagues, and communities.

Our ESG Task Force is dedicated to implementing the Company's Environmental, Social, and Governance vision.

KRG Organizational Vision, Purpose & Values

OUR VISION

To create communities, foster relationships, and enable positive human interaction.

OUR PURPOSE

Serve as the most compelling, flexible, and effective link between retailers and consumers.

Create meaningful experiences and long-term value for our customers, colleagues, communities, and shareholders.

OUR VALUES

At KRG, we strive to be...

F orward-thinking	We are curious, we prize innovation, and we welcome change.
O ptimistic	We begin with a positive attitude, and while we assume the best, we prepare for the worst.
C ollaborative	We are receptive to different perspectives and are obligated to coordinate our efforts.
U rgent	We are fast and persistent, but not at the expense of accuracy.
S ound	We are built on a stable foundation and we make judgments in a measured and thoughtful way.
E mpowered	We are independent thinkers with confidence to take the initiative and solve problems.
D edicated	We refuse to lose, we will grind till the end, and we are never complacent.

Message from our CEO

At Kite Realty Group, our vision remains clear: to create communities, foster relationships, and enable positive human interaction. Throughout 2023, we have continued to serve as the most compelling, flexible, and effective link between retailers and consumers, delivering meaningful experiences and long-term value.

Our commitment to corporate responsibility is embedded in our organization, our daily operations, and our long-term strategy. This integration enables us to measure and enhance our efforts consistently. In 2023, we made significant strides toward achieving our 5-Year Corporate Responsibility Goals, underscoring our relentless pursuit of sustainable excellence. Over the past year, our electricity usage and our Scope 1 & 2 GHG emissions were significantly reduced, our properties that feature energy-efficient LED parking lot lighting grew to 72%, and our reforestation efforts led to the collective planting of over 37,000 trees.

Our core value of Collaboration drives us to continuously seek ways to evolve, both individually and collectively, with a constant focus on improvement. In a testament to our organizational culture, 94% of our team members express pride in working for Kite Realty Group and are motivated to go beyond expectations to ensure our collective success. This remarkable dedication and attitude are the cornerstones of our past success and the path toward our future goals.

The creation and delivery of superior value is ongoing, and our potential for further growth and advancement fuels our commitment to surpassing our benchmarks.

I extend my sincere gratitude to the KRG team for their continuous dedication and hard work. It is through our collective efforts that we succeed, and I am incredibly proud of what we have achieved together.

Thank you for your ongoing support and trust in Kite Realty Group.

John A. Kite
Chairman & Chief Executive Officer

ESG Task Force

Our ESG Task Force is a multi-disciplinary committee designed to ensure our organization stays on course to exceed our corporate responsibility goals while also exploring potential new avenues of sustainable operations for KRG. The ESG Task Force meets regularly and is dedicated to company-wide collaboration and to continually advancing corporate responsibility initiatives throughout KRG.

RIVERCHASE PLAZA
MSA: NAPLES, FL

About KRG

IN THIS SECTION:

About KRG
Materiality Matrix
Stakeholder Engagement
ESG Highlights
5-Year ESG Goals

ONE LOUDOUN
MSA: WASHINGTON, D.C.

About KRG

Kite Realty Group Trust (NYSE: KRG) is a publicly traded real estate investment trust (REIT) headquartered in Indianapolis, IN. We are one of the largest owners and operators of open-air shopping centers and mixed-use assets.

KRG's primarily grocery-anchored portfolio is located in high-growth Sun Belt and select strategic gateway markets. The combination of necessity-based grocery-anchored neighborhood and community centers, along with vibrant mixed-use assets makes the KRG portfolio an ideal mix for both retailers and consumers.

Publicly listed since 2004, KRG has nearly 60 years of experience in developing, constructing and operating real estate. Using operational, investment, development, and redevelopment expertise, KRG continuously optimizes its portfolio to maximize value and return to shareholders.

HIGH-QUALITY OPEN-AIR PORTFOLIO

Predominantly Sun Belt with Strategic Gateway Components

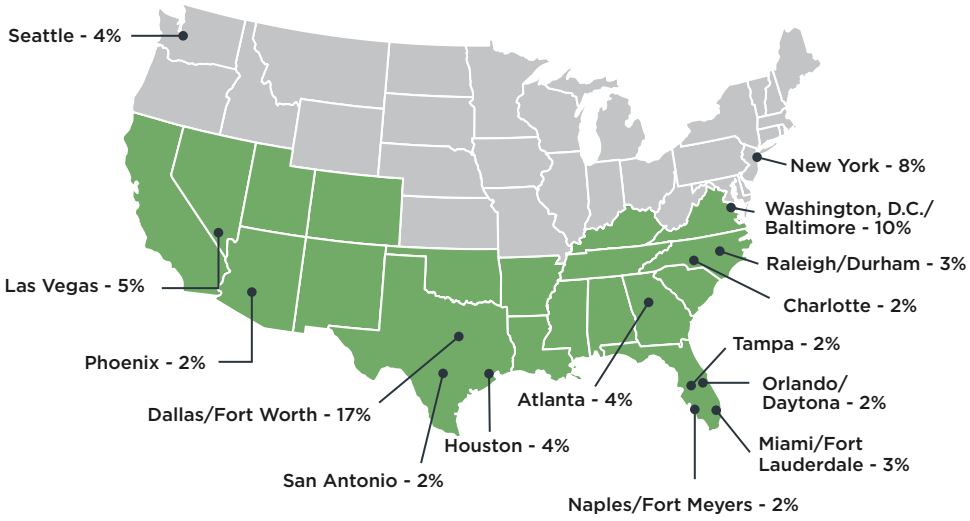

ABR Concentration	
68%	Sun Belt Markets[1]
60%	Top 15 Population Growth States[2]
22%	Strategic Gateway Markets (D.C., Seattle, and NYC)

Top 5 States (ABR)	
26%	Texas
11%	Florida
6%	Maryland
6%	North Carolina
5%	Indiana

1. Sun Belt states include AL, AR, AZ, CA, CO, FL, GA, KY, LA, MS, NC, NM, NV, OK, SC, TN, TX, UT and VA.
2. Source: US Census Bureau, Vintage 2022 Population Estimates from July 1, 2021 to July 1, 2022. Top 15 states include FL, ID, SC, TX, SD, MT, DE, AZ, NC, UT, TN, GA, NV, OK and ME.

CORPORATE HEADQUARTERS
30 S. Meridian Street, Suite 1100
Indianapolis, IN 46204

180 U.S. open-air shopping centers and mixed-use assets

28 MILLION Square feet of gross leasable space

232 Employees

All information as of March 31, 2024.

Materiality Assessment and Matrix

KRG performed a materiality assessment in 2024 that sought feedback from our Board of Trustees, employees, investors, tenants, community leaders and patrons of our shopping centers to assist in guiding our corporate responsibility strategy. Outlined below are the key material topics identified by stakeholders, along with our approach to addressing them.

Business Ethics
The Company's Investor Relations and Corporate Responsibility web pages contain all documents on file with the Securites and Exchange Commission, our Corporate Governance Guidelines, our ESG & Corporate Citizenship Policy, our Code of Business Conduct and Ethics, our Vendor Code of Conduct, and various Committee Charters that provide more detail and guidelines for how the Company maintains strong business ethics policies and practices.

Long-Term Value Creation
Our investor relations web page features our most up-to-date annual and quarterly investor materials, showcasing our performance status and dedication to creating long-term value for all stakeholders.

Employee Culture, Development, Satisfaction, and Engagement
Pages 22 through 29 of this report highlight our company's approach to employee culture, development, satisfaction, and engagement through various initiatives.

Cybersecurity
Page 37 of this report details the Company's approach to cybersecurity.

Tenant and Center Experience
Page 5 of this report outlines our company's purpose of serving as the most compelling, flexible, and effective link between retailers and consumers. We strive to create meaningful experiences at our shopping centers for communities to gather, foster relationships, and enable positive human interaction.

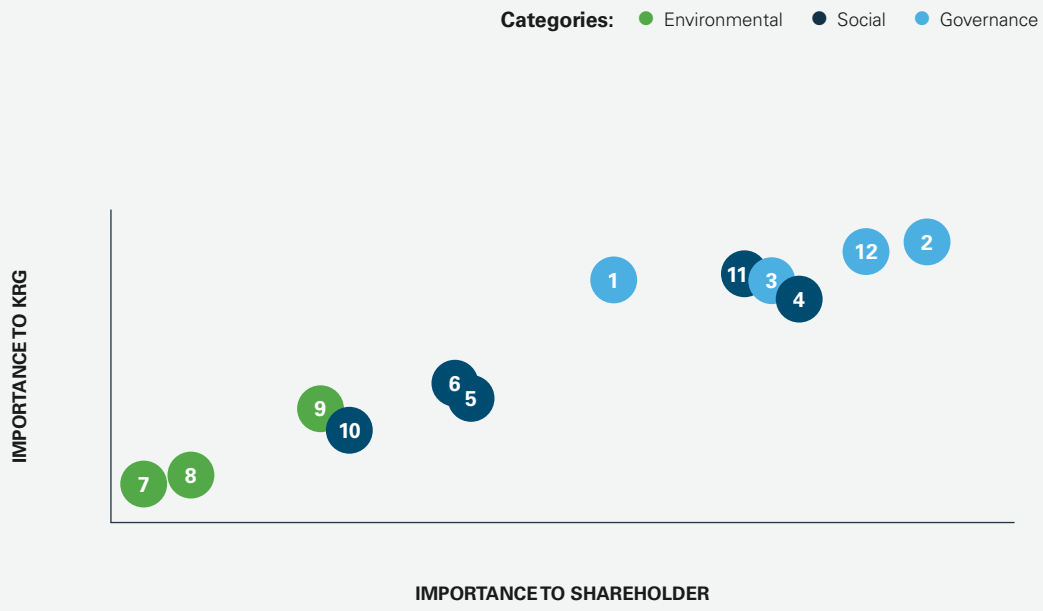

Category

1. Corporate Governance
2. Business Ethics
3. Cybersecurity
4. Employee Culture, Development, Satisfaction, and Engagement
5. Community Engagement
6. Local Community Impacts
7. Greenhouse Gas Emissions
8. Climate Related Risks & Opportunities
9. Sustainable Operations & Resource Efficiency
10. Diversity, Equity, Inclusion & Belonging
11. Tenant and Center Experience
12. Long-Term Value Creation

Stakeholder Engagement

In addition to the key topics identified by KRG's stakeholders, KRG engages each stakeholder group through several methods of engagement.

EMPLOYEES

METHODS OF ENGAGEMENT:

- Objectives and Key Results Performance Management, real-time feedback (bi-annually and ad hoc)
- Development and training programs at all organizational levels
- Employee engagement surveys (bi-annually) with at least two Pulse Surveys in alternate years
- KRG Town Halls (quarterly)
- Continuous employee recognition (Spot awards, Level Up awards & FOCUSED awards)
- Lunch and Learns and 24/7 mobile app access to on-line wellness content on emotional, medical, and financial well-being
- Employee Assistance Program
- Employee Stock Purchase Program
- 401(k) match / Competitive health benefits / HSA Employer Contribution / Wellness credit
- Tuition reimbursement
- Volunteer Time Off (VTO)

ENGAGEMENT MEASUREMENT:

- Overall satisfaction, employee training and development, health and wellness, ESG
- Average of over 100 courses per month completed online through our Learning Management System (LMS), KRG Learning
- 22 Employees across various departments, locations, and levels meet regularly to discuss engagement ideas and implement best practices across the organization
- Our charitable matching program matches employees' 501c3 donations up to $100 per calendar year

SHAREHOLDERS

METHODS OF ENGAGEMENT:

- GRESB (annually)
- Shareholder discussions and ongoing dialogue (continually)
- Investor site tours (ad hoc)
- Investor road shows (quarterly)
- Quarterly Earning Calls
- Conferences & seminars (quarterly)
- Press Releases (ad hoc)
- Quarterly financial reporting, supplemental packages, and investor presentations
- All employee compensation has a component tied to ESG performance

ENGAGEMENT MEASUREMENT:

- Benchmark performance reporting, materiality topics, financial performance, corporate governance, ESG

TENANTS

METHODS OF ENGAGEMENT:

- Tenant surveys (annually)
- Ongoing dialogue through our robust Tenant Touch Program in addition to day-to-day tenant interactions with our Property Management Team
- Energy and water consumption engagement as part of our IREM Certified Sustainable Property (CSP) program
- Executing leases with Green Lease language to have the ability to capture tenant data

ENGAGEMENT MEASUREMENT:

- Overall satisfaction, support and communication channels, feedback sessions

COMMUNITY

METHODS OF ENGAGEMENT:

- VTO outreach
- Municipality engagement
- Community engagement
- Peer and industry groups
- Social media channels
- Philanthropic efforts

ENGAGEMENT MEASUREMENT:

- KRG Team VTO hours utilized in our communities
- Civic relationship building to foster mutually beneficial partnerships and developments
- Forums and community meetings to solicit citizen feedback
- Working within our larger community to influence positive progress
- Social media engagement, fostering community
- Contributions and partnerships for community betterment

VENDORS

METHODS OF ENGAGEMENT:

- Ongoing check-ins with Property and Facilities Management Teams
- Contract compliance and work order tracking
- ESG aligned clauses in Requests for Proposal and Contracts
- Vendor Code of Conduct posted on the ESG & Corporate Responsibility Page
- Vendor onboarding package requirement for all asset level vendors, which includes an acknowledgement of our Vendor Code of Conduct

ENGAGEMENT MEASUREMENT:

- Feedback sessions, ethical practices

ESG Highlights

ENVIRONMENTAL

37,000+

Trees planted to date through KRG's Project Green reforestation effort

As of March 31, 2024.

7.9%

Reduction in Scope 1 and 2 greenhouse gas emissions, YOY

2532.2

Metric tons of CO2e elminated through reduction in greenhouse gas emissions, YOY

SOCIAL

~$6M

Invested in small businesses throughout the KRG portfolio in the form of tenant allowance funds and landlord work

180+

Community events held throughout the KRG Portfolio

~3,700

Hours dedicated to KRG team member volunteer time off (VTO)

GOVERNANCE

91%

Independent Trustees on KRG's Board of Trustees

36%*

Diverse representation on KRG's Board of Trustees

**as of 5/29/24*

ESG Task Force

Reporting to KRG's Board of Trustees

5-Year ESG Goals

KRG recognizes the importance ESG initiatives play in our ability to generate long-term, sustainable returns. KRG's 5-Year ESG Goals were established in 2021 with a target completion date of year end 2026.

ENVIRONMENTAL

	Current Status 1Q'24
Install LED parking lot lighting at **80%** of KRG-owned and managed properties #13	**72%**
Install smart irrigation controls at **25%** of KRG-owned and managed properties #9	**16%**
Implement a policy to transition landscaping in all future redevelopment projects to drought-tolerant landscape where permitted by code ↑ #9	**Complete**
Install electric vehicle (EV) charging stations at **20%** of KRG-owned and managed properties #11	**14%**
Achieve IREM CSP certification for **75%** of KRG-owned and managed properties #9	**42%**
Continue reducing Scope 1 and 2 GHG emissions and commit to the Science Based Target initiative (SBTi) + #13	**21.7%** Reduction since 2019 and Committed to SBTi target of reducing Scope 1 and 2 emissions by **46.0% by 2030**

SOCIAL

	Current Status 1Q'24
Employee annual voluntary turnover at or below **15%** ↑ #10	**13% Average in 2021-23**
Employee community volunteer participation of 75% ↑ #17	**81% in 2023**
Conduct employee pulse surveys at least bi-annually and full employee engagement surveys biennially to help maintain an average annual job satisfaction score of 80% or greater ↑ #17	**85% in 2023**
Continue building pipelines to attract bright, ambitious, and diverse talent to the real estate industry and KRG through partnerships with the ICSC Foundation. These collaborations aim to foster mentorships for high school students and include scholarships in memory of Savannah Lee, and Providence Cristo Rey. +	**On Target**

GOVERNANCE

	Current Status 1Q'24
35% diverse representation on the Board of Trustees and at least one female-chaired committee ↑ #10	**Complete** **36% as of May 29, 2024**
Provide Annual Respectful Workplace and culture training to all employees + ↑	**On Target**
75% or greater attendance by members of the Board of Trustees at all Board and Committee meetings	**100% in 2023**

Represents an update to an existing 5-year goal

\+ Represents a new 5-year goal established subsequent to 2021

↑ Represents a 5-year goal that is ahead of target

SUSTAINABLE DEVELOPMENT GOALS

#9 #10 #11 #13 #17 Represent United Nations Sustainable Development Goals https://sdgs.un.org/goals

Environmental

IN THIS SECTION:

Key Environmental Highlights

Performance: Energy, Water, Waste

Initiatives & Accomplishments

KRG's Approach to Climate Change - TCFD Climate Risk Assessment

ONE LOUDOUN
MSA: WASHINGTON, D.C.

2023 HIGHLIGHTS

ENVIRONMENTAL

7.8%

Electricity usage reduction, YOY

7,379,439
POUNDS OF COAL

Equivalent of the energy saved by KRG's electricity reduction

7.9%

Reduction in Scope 1 and 2 greenhouse gas emissions, YOY

2,532.2

Metric tons of CO2e (MtCO2e) eliminated

118

KRG properties that have implemented water efficiency measures in the past three years

As of March 31, 2024

90

KRG properties that have implemented sustainable waste management measures in the past three years

As of March 31, 2024

37,000+

Trees planted through KRG's Project Green reforestation effort

266

EV charging stations throughout the KRG portfolio

As of March 31, 2024

TAMIAMI CROSSING
MSA: NAPLES, FL

Performance: Energy, Water, Waste

Greenhouse Gas Emissions Reduction

Our commitment to enhanced energy efficiency measures has resulted in our direct GHG emissions being reduced every year since our measurement began in 2019. In 2023, our total direct **GHG emissions decreased 7.9%** compared to 2022, which resulted in an **absolute reduction of 2,532.2 MtCO2e.**

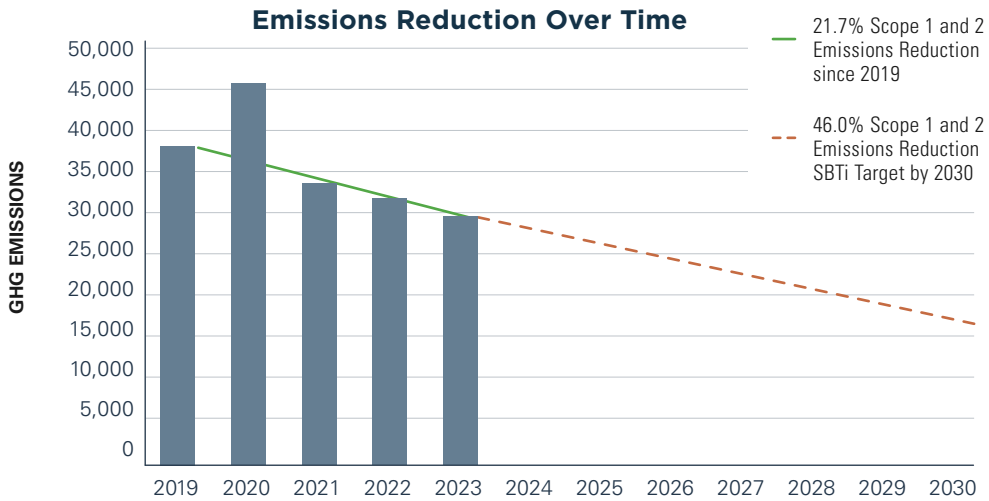

7.9% REDUCTION

Absolute Scope 1 & 2 GHG Emissions compared to 2022

Direct Emissions
in MtCO2e

Emissions Scope	2022	2023	% Change
Scope 1	3,215.3	3,041.0	5.4%
Scope 2	28,993.9	26,636.0	(8.1%)
Total	32,209.2	29,677.0	(7.9%)

Water Efficiency Measures

As of December 31, 2023, a total of **118 properties implemented water efficiency measures**, with many properties also performing technical assessments. The following key water efficiency measures have been implemented:

- **Automatic meter readings (AMR) & submetering**
- **Drought tolerant & native landscaping**
- **Smart irrigation controls**
- **High efficiency fixtures**

Water Absolute Performance
2022 to 2023 in cubic meters

2022	2,867,785
2023	2,946,446
% Change	2.7%

Water Like-for-Like Performance
2022 to 2023 in cubic meters

2022	2,755,821
2023	2,876,277
% Change	4.37%

Waste Management Initiatives

Reducing waste at our properties is a key aspect of our strategy to reduce our environmental impact. As of December 31, 2023, **90 of our properties have implemented one or more waste efficiency measures** with more performing technical waste assessments. In 2023, **our organizational waste diversion rate was 35.4%**. In an effort to continually reduce landfill waste at our properties, some of our key initiatives include:

- **Recycling**
- **Composting**
- **Ongoing waste performance monitoring**

Energy Metrics

- **Energy Consumption 98,994 mWh**
- **Energy Intensity 2.98 kWh / sq. ft.**

KRG's Project Green

KITE® + ONETREEPLANTED

For every comparable new lease signed, KRG supports environmental replenishment and a commitment to reforestation by planting 100 trees in partnership with One Tree Planted

PROJECT GREEN HIGHLIGHTS:

- Launched in 2020
- To-date, KRG has planted more than 37,000 trees through the project

Project Green began with a simple concept - celebrating each new lease in the KRG portfolio with the planting of a tree. Then one tree for each new lease quickly became 100. As a perpetual commitment to environmental stewardship, KRG looks forward to continuing Project Green and its impact for as long as there are leases to be signed.

Environmental Benefits

- The trees planted thus far by Project Green will **produce 9.7 million pounds of oxygen each year, once mature**
- The trees planted thus far by Project Green will **remove 1.8 million pounds of carbon dioxide each year, once mature**

37,000+
trees planted since project inception

That's over TWICE the number of trees in NYC's Central Park

NYC CENTRAL PARK

Initiatives & Accomplishments

Renewable Energy

KRG has executed power purchase agreements and certified renewable energy certificates to deliver energy from renewable resources such as wind and solar to multiple properties located in deregulated power jurisdictions. While addressing a critical environmental concern, our investment in renewable energy resources also holds growing resonance with our tenants and shoppers alike.

KRG currently operates three shopping centers featuring rooftop solar installations and is **actively exploring the expansion of solar infrastructure across its portfolio.**

LED Lighting & EV Charging Stations

KRG continues to invest in sustainable lighting projects throughout our portfolio. Our Operations team strategically and significantly reduces our energy consumption and light pollution while creating a safe shopping center experience for our guests through this important center initiative. As of December 31, 2023, **72% of our properties have had parking lot lighting converted to LED.**

As of March 31, 2024, we have installed a total of 266 vehicle charging stations across select neighborhood/community centers and mixed-use/lifestyle properties, representing 13% of the KRG portfolio. We are actively pursuing further expansions to meet the increasing need for sustainable transportation solutions within our portfolio.

Green Leasing and Building Certifications

KRG continues to be recognized as a Gold Level Green Lease Leader for the fourth consecutive year, a designation that requires landlords to show polices, best practices, and implementation of green leasing in KRG's standard lease form.

IREM CSP certifications have been awarded to **76 properties (42% of the portfolio) with a goal of 75% of the portfolio by the end of 2026**. IREM is an international institute that serves to advance the profession and integrity of real estate management.

KRG's Approach to Climate Change Risk

TCFD

This report contains the Company's disclosure of its TCFD risk assessment. The risks are divided across physical risks to the Company's assets or transition risks associated with the transition to a lower-carbon economy.

The Company partnered with Measurabl and is utilizing their climate risk module, which leverages the S&P Global Trucost risk scenario tool to identify a building's physical climate risks using different climate scenarios and time horizons. We reviewed the risk profile of our portfolio against IPCC's Representative Concentration Pathway (RCP) 8.5 scenario, which assumes emissions continue to rise at their current rates, and equal about 4 degrees of warming by 2100. The percentage figures shown below represent properties with the highest risk profile within the respective class throughout the KRG portfolio.

Risk	Description	Impact to KRG	Management Approach
Physical Risks - Short Term (0-6 years)			
Hurricane	Hurricanes and other windstorms could damage assets or surrounding communities.	Under an 8.5 RCP scenario, 5.1% of the Company's total owned GLA is at an increased risk of hurricane events. Assets could be physically damaged, lose power for extended time periods or lose consumers due to adjacent damage for long periods of time.	- KRG's portfolio is nationally dispersed which helps minimize the risk across the Company's NOI. - KRG's insurance program includes windstorm coverage to ensure protection against loss. - KRG has contracted with several national remediation/emergency response companies to provide KRG priority response in the event of a large-scale event. In partnership with our remediation/emergency response vendors, we have a comprehensive preparedness plan in place. - Overall, our approach is proactive, comprehensive and designed to protect our assets and minimize risk.
Fluvial Flooding	River flooding events could damage assets or neighborhoods and access to and around assets.	Under an 8.5 RCP scenario, 0% of the Company's total owned GLA is at an increased risk of flooding. Assets could be physically damaged, lose power for extended time periods or lose consumers due to adjacent damage for long periods of time.	- KRG's portfolio is nationally dispersed which helps minimize the risk across the Company's NOI. - KRG's insurance program includes flood coverage to ensure protection against loss. - KRG has contracted with several national remediation/emergency response companies to provide KRG priority response in the event of a large-scale event. In partnership with our remediation/emergency response vendors, we have a comprehensive preparedness plan in place. - Overall, our approach is proactive, comprehensive and designed to protect our assets and minimize risk.
Coastal Flooding	Coastal flooding events could damage assets or surrounding communities.	Under an 8.5 RCP scenario, 0.4% of the Company's total owned GLA is at an increased risk of flooding. Assets could be physically damaged, lose power for extended time periods or lose consumers due to adjacent damage for long periods of time.	- KRG's portfolio is nationally dispersed which helps minimize the risk across the Company's NOI. - KRG's insurance program includes flood coverage to ensure protection against loss. - KRG has contracted with several national remediation/emergency response companies to provide KRG priority response in the event of a large-scale event. In partnership with our remediation/emergency response vendors, we have a comprehensive preparedness plan in place. - Overall, our approach is proactive, comprehensive and designed to protect our assets and minimize risk.
Wildfires	Wildfires could impact the physical structure of an asset or the neighborhoods around the asset.	Under an 8.5 RCP scenario, 3.9% of the Company's total owned GLA is at an increased risk of wildfires. Assets could be physically damaged, lose power for extended time periods or lose consumers due to adjacent damage for long periods of time.	- KRG's portfolio is nationally dispersed which helps minimize the risk across the Company's NOI. - KRG's insurance program includes loss from fire coverage to ensure protection against loss. - KRG has contracted with several national remediation/emergency response companies to provide KRG priority response in the event of a large-scale event. In partnership with our remediation/emergency response vendors, we have a comprehensive preparedness plan in place. - Overall, our approach is proactive, comprehensive and designed to protect our assets and minimize risk.

Climate Change Risk (continued)

Risk	Description	Impact to KRG	Management Approach
Physical Risks - Medium to Long Term (6-30 Years)			
Sea Level Rise - Coastal Flooding	Flooding due to rising sea levels could damage assets or the areas around the assets.	Under an 8.5 RCP scenario, 0.4% of the Company's total owned GLA is at an increased risk of sea level rise. Assets could be physically damaged, lose power for extended time periods or lose consumers due to adjacent damage for long periods of time.	- KRG's portfolio is nationally diverse which helps minimize the risk across the Company's NOI. - KRG's insurance program includes flood coverage to ensure protection against loss. - We have contracted with several national remediation/emergency response companies to provide KRG priority response in the event of a large-scale event. In partnership with our remediation/emergency response vendors, we have a comprehensive preparedness plan in place. - Overall, our approach is proactive, comprehensive and designed to protect our assets and minimize risk.
Water Stress	Long periods of drought could put stress on the areas in which we operate.	Under an 8.5 RCP scenario, 22.2% of the Company's total owned GLA is at an increased risk of water stress. Long periods of drought could change consumer behaviors as well as access and pricing of water.	- KRG's portfolio is nationally diverse which helps minimize the risk of heat and water stress across the Company's NOI. - Our long-term goal to add smart irrigation controls and convert landscaping to xeriscape and/or drought-tolerant landscaping, as well as monitoring water usage across the portfolio are ways that KRG is limited the impacts of water stress to our assets.
Extreme Heat	Rising temperatures could put stress on the areas in which we operate.	Under an 8.5 RCP scenario, 8.5% of the Company's total owned GLA is at an increased risk of Heat stress. Rising temperatures could cause the average temperature to increase in areas where some of our assets are located and cause unanticipated stress on the physical assets including mechanicals and equipment.	- KRG's portfolio is nationally diverse which helps minimize the risk of heat and water stress across the Company's NOI.
Transition Risks - Regulatory - Medium to Long Term (6-30 Years)			
Regulations & Policy Changes	Changes in the way regulators approach greenhouse gas emissions could impact the Company financially through carbon pricing, requirements for CAPEX improvements, energy benchmarking, supplier and material costs.	Regulator shift to a lower greenhouse gas economy could require the Company to purchase costly carbon credits and/or pay taxes imposed on carbon emissions or fines related to emissions. Requirements for more efficient properties could compel us to invest in energy reducing improvements prior to an asset's useful lifecycle.	- KRG's portfolio is nationally diverse which helps minimize the risk of regulations across the Company's NOI. - KRG's Corporate Responsibility program includes several goals to maximize the energy efficiency at our assets and position KRG's assets to be prepared for anticipated changes - These goals include a target to transition to all LED lighting, install smart irrigation controls to cut water consumption, transition properties to xeriscape where possible, and obtain IREM Certified Sustainable Property Status for 75% of the portfolio.
Transition risks - Reputation - Medium to Long Term (6-30 Years)			
Change in consumer preferences	Tenant demand for more carbon efficient space could lead them to seek space in competing properties.	Carbon reduction strategies of the Company's tenants may cause them to favor newer, more energy efficient spaces in the future. Increased consumer desire to shop and dine in more carbon neutral settings may change traffic patterns in our assets.	- KRG's Corporate Responsibility program includes several goals aligned with maximizing the efficiency of our assets. - These goals include a target to transition to all LED lighting and to secure IREM Certified Sustainable Property Status for 75% of the portfolio. - In 2023, KRG received approval of an SBTi Target to reduce emissions by 46% by 2030 using a baseline year of 2019. - KRG consistently communicates with its customer base including tenants, vendors, and consumers through feedback surveys and support channels to increase the communication to monitor changes in preferences.
Access to capital	An increase in lender and investor alignment to ESG could limit the Company's ability to obtain new or refinance existing debt.	Investors continue to leverage ESG to launch new investment vehicles and raise capital.	- Members of KRG's Capital Markets & Investor Relations team sit on our ESG Task Force and leverage their knowledge to promote the Company's ESG efforts with investors and lenders. - This also enables KRG to stay on top of changing sentiment in the capital markets so the Company can quickly adapt to changes. - KRG's annual corporate responsibility report aligned with GRI, SASB, TCFD, and voluntary reporting to GRESB, S&P CSA, and CDP allow transparency to KRG's strategies and progress on various ESG initiatives.

Social

IN THIS SECTION:

Key Social Highlights

Our Team

Employee Benefits & Recognition

Employee Training and Engagement

Kite Cares

Community Development

Community Events & Partnerships

Indirect & Direct Socioeconomic Impacts

Supplier Code of Conduct, Tenant Engagement & Human Rights

2023 HIGHLIGHTS

SOCIAL

~$6M

Invested in small businesses throughout the KRG portfolio in the form of tenant allowance funds and landlord work

$3M+

contributed to our local communities since the inception of our Kite Cares platform

~3,700

Hours dedicated to KRG team member Volunteer Time Off (VTO)

100%

KRG employee donation match program

7 years

Average employee tenure

180+

Community events held throughout the KRG portfolio

Our Team

At Kite Realty Group, our team members are our greatest asset and our greatest competitive advantage. We work to maximize the potential of each individual and constantly improve the team as a collective.

We are committed to perpetually enhancing our talent pool and facilitating the continued development of our team members. We seek outstanding people with strong integrity, and we always expect our collective sum to be greater than our individual parts. Our unique culture is individually and holistically focused on accountability, camaraderie, and success.

Diversity, Equity & Inclusion

Our policies are designed to promote fairness, equal opportunities, and diversity within the organization. When attracting, developing and retaining talent, we seek individuals who hold varied experiences and viewpoints and embody our core values to create an inclusive and diverse culture and workplace that allows each employee to do their best work and drive our collective success.

As of December 31, 2023

GENDER

Total Employees

Female	50%
Male	50%

Directors and Above

Female	27%
Male	73%

AGE

Total Employees

Under 30	10%
30-50	49%
Over 50	41%

Directors and Above

Under 30	2%
30-50	53%
Over 50	45%

ETHNIC DIVERSITY

Total Employees

Diverse	21%
Non-Diverse	79%

Directors and Above

Diverse	10%
Non-Diverse	90%

TENURE AVERAGE

Total Employees	7 years
Directors and Above	11 years

EMPLOYEE TURNOVER

	2022*	2023
Voluntary	**16.4%**	**12.9%**
Involuntary	**9.2%**	**4.7%**

**2022 turnover trended higher than average due to the period following our merger with RPAI in October 2021*

Employee Benefits

The health, safety and well-being of our team is always a top priority. We provide progressive benefits in and out of the office including the following:

Medical Plans
Comprehensive medical plans including a Health Savings account.

Dental & Vision Plans
Comprehensive dental and vision plan offerings.

401(k)
Traditional and Roth 401(k) plan options with 50% Company match.

Disability
Extensive disability benefit programs for prioritizing health and recovery.

Tuition Reimbursement
Opportunities for continued education reimbursement while a member of the KRG team.

Parental Leave
Dedicated time off provided for parental leave.

Flu shots and biometric screenings
In-office flu shots, wellness checks, and blood donation opportunities provided.

Wellness Fridge
A stocked fridge and pantry in every office, full of nutritious fruits, snacks and drinks for all team members.

Fitness
Complimentary fitness centers in regional offices.

Volunteer Time Off
Dedicated paid time off given annually to all employees to be used toward volunteering in our communities.

Paid Time Off
Generous annual paid time off allotment with a rollover program.

Lunch and Learn
Scheduled sessions that delve into timely and pertinent educational topics related to personal well-being or our business.

Wellness Connection
Lunch and Learns and 24/7 app access to on-line wellness content on emotional, medical, and financial well-being

Recognition

KRG utilizes multiple methods to provide internal recognition and appreciation for individual team members. These include:

- **The KRG FOCUSED Awards:** Annual awards given to those who most reflected each of our FOCUSED values throughout the year (one award given per value).
- **Level Up Awards:** Awards given quarterly during our Town Halls to team members that have gone above and beyond in their role for the betterment of the collective team.
- **Spot Awards:** Given out any time on an ad hoc basis, Spot Awards are small monetary bonuses to recognize strong effort that made a positive impact.

Employee Training and Engagement

We believe a commitment to our employees' learning and development through training, educational opportunities and mentorship is critical to our ability to continue to innovate.

We focus on professional development at every level of the organization. We align employees' goals with our overall strategic direction to create a clear link between individual efforts and the long-term success of the Company. We then strive to provide effective feedback on performance towards goals to ensure their growth and development.

94% AGREED — **"I am proud to work for Kite Realty Group"**

94% AGREED — **"I am motivated to go beyond what is expected of me to help the organization be successful"**

**Average from 2023 Pulse Surveys*

EMPLOYEE TRAINING FOR 2023

324 Hours
Onboarding Training

1,006 Hours
Benefits & Wellness Training

340 Hours
Health & Safety Training for Facilities Management & Staff

EMPLOYEE ENGAGEMENT SURVEY RESULTS

83% Response Rate	**65%** Engagement Score
85% Job Satisfaction Rate	**87%** Overall Favorability Score

**Employee Pulse surveys conducted quarterly and results displayed represent the average throughout 2023.*

Talent Attraction and Retention

Through performance plans, talent recognition and individual development planning, along with reward packages, we advance our talent pool and create a sustainable and long-term enterprise. KRG offers reimbursement for individuals pursuing education or certifications that align with the company needs. In 2023, KRG implemented a learning management system to enhance our employees' technical and professional development.

7 Years
AVERAGE EMPLOYEE TENURE

Kite Cares

Our Kite Cares community outreach initiative contributes to the welfare of local youth and those in need. The program's efforts are community-centric with a focus on:

- KRG team engagement through volunteered time and activity
- Charitable grants to programs benefiting our communities
- Fundraising to support displaced workers
- Contributions to healthcare workers and first responders
- Construction of new, or use of existing, real estate infrastructure for community betterment

Our KRG team members are the heart of our Kite Cares initiative, routinely contributing time, effort, goods, and donations toward relevant causes. As we work to create a positive impact in the communities in which we operate, our recent efforts have been focused in the following areas:

Volunteer Time Off: Dedicated paid Volunteer Time Off offered annually to all KRG team members is at the root of our Kite Cares efforts.

Fighting Hunger: Multiple Company-wide service projects focused on feeding those in need have taken place throughout our portfolio, with KRG packing over 40,000 meals in 2023.

Customer Volunteer Support: KRG routinely supports the charitable efforts of our tenants through in person volunteer participation or financial support.

Local Farmer Support: KRG has donated facilities and space to summer and winter farmers markets that were originally displaced during the pandemic, helping to provide community exposure and revenue to local farmers.

Arts Community Support: KRG Supported and sponsored the creation of Indianapolis' first ever digital directory for Artists of Color, allowing enhanced public access to the creative community.

Community Events: KRG Hosted dozens of free community events throughout the portfolio, providing positive experiences for our visitors and enhancing exposure for our tenants.

Environmental Replenishment: KRG engages with multiple external organizations to support environmental efforts while focusing on improving our environmental impact within our operating portfolio.

Holiday Drives: KRG has supported various charitable organizations, including Toys for Tots, Hephzibah House, and Christel House, through child gift sponsorships, item donations, and monetary donations during the holiday season.

KRG Employee Donation Match: KRG continues to offer a 100% match of employee donations to charitable causes.

Community Development

We seek to foster a corporate culture where our many stakeholders, including our employees, engage in community development and collaborate to extend resources towards the advancement of this principle. We are proud to be an active citizen of the communities in which we operate. In furtherance of this commitment, we partner with and support local charitable organizations that we believe are contributing to the growth and development of the community.

KITE CARES (IN FOCUS)

SIGNS OF HOPE

We are proud to partner with the 988 Suicide & Crisis Lifeline, Vibrant Emotional Health, and our open-air peers to install "Signs of HOPE" across our portfolio. These signs serve to raise community awareness of the 988 Suicide & Crisis Lifeline, an invaluable tool for those in need of mental health support.

With continued national education on mental health and increased awareness of the resources available, we hope that in time all those experiencing a mental health crisis have access to the help they need.

KITE CARES (IN FOCUS)

HIGH SCHOOL WORK STUDY DEVELOPMENT

We are honored to play a small part in developing the future of our community through a unique high school work study program in partnership with Providence Cristo Rey High School in Indianapolis.

Two talented high school students, Marisa and Katherine, are conducting internships at KRG that have them in our office for one full work day a week through the duration of their high school careers. This unique exposure to the professional world is intended to set our fantastic interns on a course for success while acquiring valuable skills and knowledge. We are thrilled to play a role in their continued growth.

KITE CARES (IN FOCUS)

KRG SCHOLARSHIP IN MEMORY OF SAVANNAH LEE

In memory of our talented and cherished colleague, we established the Kite Realty Group Scholarship in Memory of Savannah Lee in partnership with ICSC during 2022. The scholarship is awarded annually and exists to foster the recruitment and retention of minority talent within the commercial retail real estate industry.

Savannah Lee was incredibly talented, bright, and kind to everyone who had the pleasure of being in her presence. She quickly made a name for herself as a rising star in the field of retail leasing, both at KRG and throughout our industry. Savannah held a true passion for our business and building relationships, and she approached everything she did with a genuine and inspired work ethic. She possessed a beautiful spirit and left us far too soon.

2023 RECIPIENT

The inaugural scholarship was awarded in 2023 to Gregory Hamilton - an Honors Finance and Real Estate student from Georgia State University. In addition to his academic success, Gregory is very community-focused and philanthropic in nature, dedicating much of his time to supporting non-profit organizations. Following his 2023 graduation, Gregory accepted a CRE Analyst position at Wells Fargo.

SCHOLARSHIP DETAILS

- The Savannah Lee Scholarship was created to honor the memory of Savannah while fostering diverse talent development in our industry.
- One scholarship recipient is selected and honored each calendar year.
- Candidates are selected from a diverse group of minority applicants.
- The first recipient of the Savannah Lee Scholarship was awarded in 2023.

Community Events & Partnerships

Throughout our national shopping center portfolio, KRG hosts a variety of events and activities at our properties, including farmers markets, fitness classes, carnivals, art shows, holiday celebrations, parent/child activities, concerts, pep rallies, and drive-ins. These events serve to engage the communities in which we operate, and connect local residents to the many large and small businesses at our centers.



Indirect & Direct Socioeconomic Impacts

KRG is proud to partner with hundreds of small businesses throughout our shopping center portfolio. Small businesses and independent operators are the valued fabric of local communities, and provide a unique and critical dimension of our shopping center experience. As these entrepreneurs routinely begin their venture with less resources than national retailers, we take many steps to help ensure the success of our small business tenants through the deployment of our resources and experience.

ONE LOUDOUN
MSA: WASHINGTON, D.C.

Key Highlights

- The presence of our assets in nearly 200 communities allows us to create significant economic impact for municipalities and regions nationwide.
- In addition to fostering thousands of jobs at our centers, our real estate and franchise tax contributions create a positive and cyclical local impact.

$102M

2023 Real Estate Taxes

$1.2M

2023 Franchise Taxes

Small Business Support

Small Business Footprint: Small businesses accounted for **18%** of annualized base rent in 2023.

Tenant Mentorship Program: For small businesses in our portfolio that are looking to elevate aspects of their performance, we offer a Tenant Mentorship Program where tenants are coached by a third-party experienced retail professional.

Tenant Allowance Funds and Landlord Work: KRG invested **~$6M** in small businesses throughout our portfolio in the form of tenant allowance funds and landlord work.

Supplier Code of Conduct

All new vendors are required to complete a Vendor Onboarding Package ("VOP"). The VOP requires that vendors sign off on the Company's publicly available Vendor Code of Conduct, which outlines that the Company's vendors are expected to adhere to the same ethical standards and business practices as the Company.

The VOP also requires vendors to submit evidence of minimum insurance limits, which are established by our Risk Management Team, and it outlines rates for time and material work so the Company can leverage its vendors to respond quickly to the needs of its properties with predetermined understanding of cost.

Vendors are expected to self-monitor and demonstrate compliance with the Vendor Code of Conduct, but the Company reserves the right to audit vendors to confirm compliance.

Tenant Engagement

In 2022, we launched a more comprehensive Tenant Survey to capture a larger percentage of our customer base. In 2023, we gathered survey responses from 819 tenants, which represented 40% of KRG tenants as of December 31, 2023. This represented a significant increase in responses from prior surveys which amounted to 135 in 2020 (10%) and just 69 in 2021 (3%). We ended 2023 with a Net Promoter Score of 39.68, which means on a scale of 1 to 10, with 10 being the best, 58% of the respondents rated KRG a 9 or 10.

**figures above are based on a pre-merger total tenant count of 1,500 in 2020 and a post-merger tenant count of 2,053*

Human Rights

We hold great respect for the right to freedom of association as outlined in the United Nations Universal Declaration of Human Rights. We also recognize and abide by the conventions set forth by the International Labor Organization (ILO). At Kite Realty Group, it is mandatory for all employees to adhere to applicable labor and employment laws, regulations, and policies pertaining to freedom of association. We firmly uphold the principles of inclusivity and ensure that our workforce is aware of their rights in this regard.

Our full ESG Policy and Corporate Citizenship Report is publicly available here: ESG and Corporate Citizenship Policy.

Governance

IN THIS SECTION:

Key Governance Highlights
Overview & Board of Trustees
Trustee Diversity and Tenure
Governance Policies
Trustee Skills and Experience Matrix
Governance Best Practices

SOUTHLAKE TOWN SQUARE
MSA: DALLAS / FORT WORTH, TX

2023 HIGHLIGHTS

GOVERNANCE

91%*

Independent Trustees on KRG's Board of Trustees

**As of 5/29/2024*

36%*

Diverse representation on the KRG Board of Trustees

**As of 5/29/2024*

ESG Task Force

Report to the Chairman and CEO who reports to the Corporate Governance and Nominating Committee, which reports to the Board of Trustees

100%

Attendance by members of the Board of Trustees at all Board and Committee meetings in 2023

DOWNTOWN CROWN
MSA: WASHINGTON, D.C.

Overview

Kite Realty Group strives to be a responsible corporate citizen, and we recognize the importance that environmental, social, and governance initiatives play in our ability to generate long-term, sustainable returns.

ESG oversight and KRG's business strategy are managed under the direction of our Board of Trustees. KRG conducts its business through meetings of the Board and its Audit Committee, Compensation Committee, and Corporate Governance and Nominating Committee. In 2020, we established a cross-functional ESG Task Force that is comprised of senior leadership and members from a variety of functional areas and is led by our CEO. The ESG Task Force meets quarterly and focuses on setting, implementing, monitoring and communicating to our investors and other stakeholders our ESG strategy and related initiatives and regularly reports to the Board of Trustees.

BOARD OF TRUSTEES

As of May 29, 2024

John A. Kite
Chairman and CEO

Bonnie S. Biumi
Independent Trustee

Derrick Burks
Lead Independent Trustee

Victor J. Coleman
Independent Trustee

Steven P. Grimes
Independent Trustee

Christie B. Kelly
Independent Trustee

Peter L. Lynch
Independent Trustee

David R. O'Reilly
Independent Trustee

Barton R. Peterson
Independent Trustee

Charles H. Wurtzebach
Independent Trustee

Caroline L. Young
Independent Trustee

Trustee Diversity and Tenure

We strive to maintain a diverse and independent Board of Trustees that is composed of individuals with varied industry expertise, skills, and backgrounds. To ensure a broad range of perspectives are represented, we seek diversity with respect to gender, race, and background. To strengthen the role of our independent trustees and encourage independent Board leadership, our Board established the position of lead independent trustee in 2004. In addition to having a lead independent trustee, 91% of our Board members are independent.

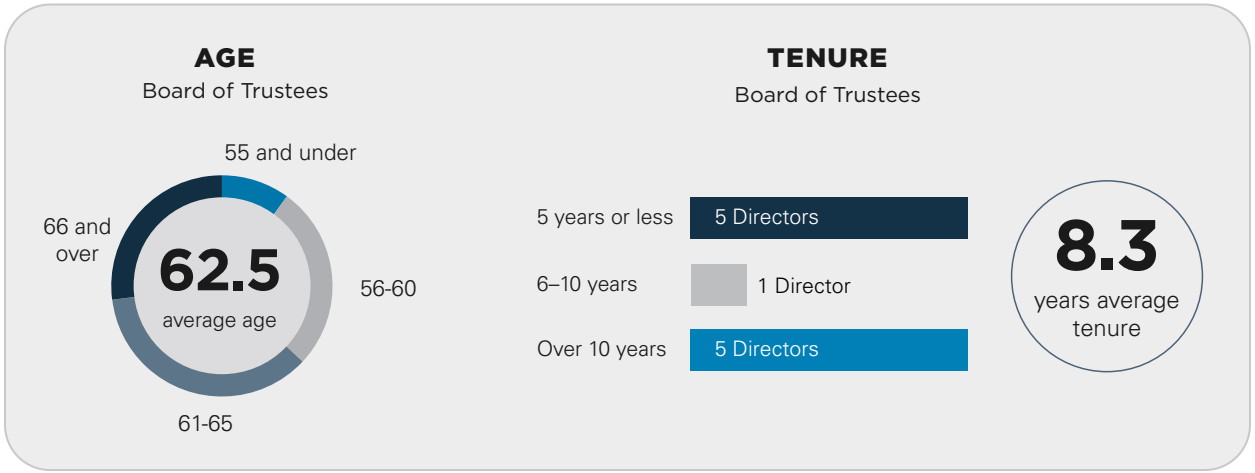

Board of Trustees:

36% **Gender or Racially Diverse**

45% **Tenure of 5 years or less**

As of May 29, 2024

To ensure transparency and accountability, we have implemented a board diversity policy, which can be found in our ESG Policy and Corporate Citizenship Report on our website. This policy is aimed at promoting inclusivity and varied perspectives at the highest levels of decision-making. We invite you to explore these resources on our website to gain a deeper understanding of our dedication to fostering diversity and driving positive change within our company.

Governance Policies

KRG maintains robust and comprehensive governance policies and committee charters that are publicly available on our website.

- Corporate Governance Profile >
- Cybersecurity Safety
- Charter of the Corporate Governance and Nominating Committee >
- Charter of the Compensation Committee >
- Charter of the Audit Committee >
- Code of Business Conduct and Ethics >
- Code of Ethics for Principal Executive Officer and Senior Financial Officers >
- Corporate Governance Guidelines >
- ESG Policy & Corporate Citizenship Report >
- Vendor Code of Conduct >
- Human Rights Policy - Page 8 of ESG Policy & Corporate Citizenship Policy>

Trustee Skills and Experience Matrix

	TRUSTEES	Financial/ Accounting Literacy	Capital Markets Experience	Real Estate Development / Management	Executive Leadership	Risk Oversight	Marketing / Brand Management / Consumer Focus	Retail	Human Capital Management	Public Policy / Government Experience	Corporate Governance
	John A. Kite	✓	✓	✓	✓	✓	✓	✓	✓		✓
A	Bonnie S. Biumi	✓	✓	✓	✓	✓			✓		✓
A C*	Derrick Burks	✓	✓	✓	✓	✓	✓		✓		✓
C	Victor J. Coleman	✓	✓	✓	✓	✓			✓		✓
A	Steven P. Grimes	✓	✓	✓	✓	✓	✓	✓	✓	✓	✓
A G	Christie B. Kelly	✓	✓	✓	✓	✓		✓	✓		✓
G	Peter L. Lynch	✓	✓	✓	✓	✓	✓	✓	✓		✓
A C	David R. O'Reilly	✓	✓	✓	✓	✓				✓	✓
G	Barton R. Peterson			✓	✓	✓			✓	✓	✓
A*	Charles H. Wurtzebach	✓	✓	✓	✓	✓	✓	✓	✓		✓
G*	Caroline L. Young	✓			✓	✓	✓		✓		✓

A Member of the Audit Committee C Member of the Compensation Committee G Member of the Corporate Governance & Nominating Committee

* Committee Chair

Governance Best Practices

We believe that effective corporate governance is essential to creating long-term value for our shareholders. KRG's corporate governance structure closely aligns our interests with those of our shareholders. This page highlights some of our governance best practices.

Cybersecurity

Our Chief Technology Officer (CTO) oversees KRG's approach to managing cybersecurity and digital risk. The CTO is supported by the Company at all levels, and regularly engages with cross-functional teams at the Company, including Legal, Internal Audit, Employee Experience, Finance and Corporate Risk. The Board and the Audit Committee also regularly review the Company's management of cybersecurity and digital risk. Both receive reports quarterly regarding matters such as KRG's adherence to leading industry standards, the progression of KRG's cybersecurity maturity and compliance efforts related to emerging cybersecurity regulations.

In addition, KRG completes:

- Ongoing phishing and malicious email tests for all employees
- Ongoing digital training modules to keep the team up-to-date on the latest methods of cyber attacks
- Annual cyber best practices training for the organization
- Ongoing software and hardware updates to maintain heightened security

Enterprise Risk Management

KRG has implemented an Enterprise Risk Management (ERM) platform that extends the traditional risk management and internal audit approaches to the entire organization and includes all risks, even emerging ones. It ensures a holistic approach and considers both upside and downside risks.

The ERM initiative is governed by our Board's Audit Committee and led by our internal Risk Management Committee.

Key responsibilities of the Risk Management Committee are:

- Ensuring clear identification, assessment, and monitoring of the significant risks to which KRG is exposed;
- Periodically evaluating corporate risk profile and assigning key risk owners;
- Reviewing, evaluating and responding to significant risks;
- Reporting risk management issues to the CEO and/or Board on a periodic basis;
- Monitoring the ongoing performance of the Enterprise Risk Management Framework; and
- Reviewing the suitability and consistency of our risk management processes and risk responses.

What we do

- ✓ **91% Independent Trustees.** Ten of our eleven trustees, as of May 29, 2024, are "independent" as defined by the NYSE.
- ✓ Entirely Independent Committees. All members of our Audit, Compensation and Corporate Governance and Nominating Committees are independent.
- ✓ Lead Independent Trustee. Lead Independent Trustee strengthens the role of our independent trustees and encourages independent Board leadership.
- ✓ Majority Voting for Trustees. Trustees must be elected by a majority of votes cast in uncontested elections.
- ✓ Share Ownership Guidelines. Guidelines require our CEO and other named executive officers to own equity with an aggregate value of 10x and 3x or 2x base salary, respectively. All non-management trustees must own equity with an aggregate value of 5x their annual retainer.
- ✓ Anti-Hedging Policy. Our anti-hedging policy prohibits our trustees, executives, and employees from engaging in transactions designed to hedge against losses from their share ownership.
- ✓ ESG Task Force. A task force, led by our Chairman and Chief Executive Officer, reviews ESG issues that are important to investors and regularly reports to the Board on the Company's ESG efforts.
- ✓ Shareholders' Power to Amend Bylaws. The Company's Declaration of Trust empowers shareholders to amend the Company's Bylaws.

What we don't do

- ✗ **No Classified Board.** Our trustees are elected annually for one-year terms.
- ✗ No Significant Related Party Transactions. We do not currently have any significant related party transactions, and we have robust related party transaction review and approval procedures.
- ✗ Opted Out of Maryland Anti-Takeover Statutes. We have elected not to be subject to the Maryland Business Combination Statute and the Maryland Control Share Acquisition Statute.
- ✗ No Poison Pill. The Company does not have a "poison pill" or shareholder rights plan.

Contact Information

KITE REALTY GROUP TRUST

Matt Hunt

Director, Capital Markets & Investor Relations

317-713-7646

mhunt@kiterealty.com



LINCOLN PARK
MSA: DALLAS / FORT WORTH, TX

Appendix

IN THIS SECTION:

LRQA Independent Assurance Statement
Global Reporting Initiative (Core) Index
SASB Index

DELRAY MARKETPLACE
MSA: MIAMI, FL

LRQA Independent Assurance Statement

Relating to Kite Realty Group Trust GHG Emissions, Energy, Water and Waste Inventories for the Calendar Year 2023

This Assurance Statement has been prepared for Kite Realty Group Trust in accordance with our contract.

Terms of Engagement

LRQA was commissioned by Kite Realty Group Trust (KRG) to provide independent assurance on its greenhouse gas (GHG) Emissions, Energy, Water and Waste Inventories ("the Report") for the Calendar Year (CY) 2023 against the assurance criteria below to a limited level of assurance using LRQA's verification procedure and ISO 14064 - Part 3 for greenhouse gas data. LRQA's verification procedure is based on current best practise and is in accordance with ISAE 3000 and ISAE 3410.

Our assurance engagement covered KRG's operations and activities in the US and specifically the following requirements:

- Verifying conformance with:
  - KRG's Inventory Management Plan 2023; and
  - World Resources Institute / World Business Council for Sustainable Development Greenhouse Gas Protocol: A corporate accounting and reporting standard, revised edition (otherwise referred to as the WRI/WBCSD Protocol) for the GHG data[1]
- Evaluating the accuracy and reliability of data and information for only the selected indicators listed below:
  - Direct (Scope 1) and Indirect (Scope 2) GHG emissions;
  - Energy inventory;
  - Water use inventory; and
  - Waste generation inventory.

Our assurance engagement excluded Scope 1 fugitive GHG emissions from refrigerants consistent with the GRESB 2021 Real Estate Reference Guide. Data was not available for the full CY 2023 for water and waste based on whole square footage of the buildings. LRQA was commissioned to verify the portion of data available per Table 1.

LRQA's responsibility is only to KRG. LRQA disclaims any liability or responsibility to others as explained in the end footnote. KRG's responsibility is for collecting, aggregating, analysing and presenting all the data and information within the Report and for maintaining effective internal controls over the systems from which the Report is derived. Ultimately, the Report has been approved by, and remains the responsibility of KRG.

LRQA's Opinion

Based on LRQA's approach, except for the effect of the matters described in the Basis for Qualified Opinion, nothing has come to our attention that would cause us to believe that KRG has not, in all material respects:

- Met the requirements of the criteria listed above; and
- Disclosed accurate and reliable performance data and information as summarized in Table 1 below.

The opinion expressed is formed on the basis of a limited level of assurance[2] and at the materiality of the professional judgement of the verifier.

1. *http://www.ghgprotocol.org/*

2. The extent of evidence-gathering for a limited assurance engagement is less than for a reasonable assurance engagement. Limited assurance engagements focus on aggregated data rather than physically checking source data at sites. Consequently, the level of assurance obtained in a limited assurance engagement is lower than the assurance that would have been obtained had a reasonable assurance engagement been performed.

Basis for Qualified Opinion

Scope 2 emissions from purchased electricity lack transparency in the specific emission factor applied for each building. As such, in two instances inconsistencies in the recalculations of those Scope 2 emissions were found. The difference is not-material.

Table 1. Summary of KRG's Environmental Data for Calendar Year 2023:

Scope of GHG emissions[1]	CY 2023 Tonnes CO_2e
Scope 1 GHG emissions	3,041
Scope 2 GHG emissions (Location-based)[2]	26,636
Scope 2 GHG emissions (Market-based)[2]	23,937
Scope of Energy Use	**CY 2023 MWh**
Total Energy (direct and indirect)[3]	98,994
Water Use	**CY 2023 US Gal**
Water use[1,4]	778,368,782 13.4% coverage
Waste Generation	**CY 2023 US tons**
Waste generation[1,4]	36,000 28.9% coverage

Note 1: Scope 1 and 2 emissions, water and waste cover data from the areas of the buildings where KRG has financial control.
Note 2: Scope 2, Location-based and Scope 2, Market-based are defined in the GHG Protocol Scope 2 Guidance, 2015.
Note 3: Energy is reported for 100% of the buildings' square footage, independent of whether the area is controlled by landlord or tenant.
Note 4: Percent data reported is based on the gross leasable area (GLA) square footage at sites with actual data available for the entire year. Water use also includes irrigation water from outdoor property (i.e. gardens, parking lots, etc.) for the same subset of properties included in GLA. As the irrigation water is used outside of GLA, it's not appropriate to attempt to determine a building water intensity using this set of data.

LRQA Independent Assurance Statement

Relating to Kite Realty Group Trust GHG Emissions, Energy, Water and Waste Inventories for the Calendar Year 2023

LRQA's Approach

LRQA's assurance engagements are carried out in accordance with our verification procedure. The following tasks were undertaken as part of the evidence gathering process for this assurance engagement:

- Reviewed an overview of the processes used at the corporate level for the management of data and information related to the Scope 1 and Scope 2 GHG emissions; energy use; water use; and waste generation;
- Interviewed relevant staff responsible for managing and maintaining data and information and for preparing the Report at the corporate level;
- Reviewed KRG procedure for defining and collecting Scope 1 and Scope 2 GHG emissions, energy use, water use and waste generation data; and
- Verified the Scope 1 and Scope 2 GHG emissions, energy use, water use and waste generation for calendar year 2023 through a review of aggregated level data and information calculation spreadsheets provided by KRG.

LRQA's Standards, Competence and Independence

LRQA implements and maintains a comprehensive management system that meets accreditation requirements for ISO 14065 Greenhouse gases – Requirements for greenhouse gas validation and verification bodies for use in accreditation or other forms of recognition and ISO/IEC 17021 Conformity assessment – Requirements for bodies providing audit and certification of management systems that are at least as demanding as the requirements of the International Standard on Quality Control 1 and comply with the Code of Ethics for Professional Accountants issued by the International Ethics Standards Board for Accountants.

LRQA ensures the selection of appropriately qualified individuals based on their qualifications, training and experience. The outcome of all verification and certification assessments is then internally reviewed by senior management to ensure that the approach applied is rigorous and transparent.

Dated: May 3, 2024

Signed

Natali Ganfer
LRQA Lead Verifier
On behalf of LRQA, Inc.
2101 CityWest Blvd, Houston, TX 77042

LRQA reference: UQA00002488

LRQA Group Limited, its affiliates and subsidiaries, and their respective officers, employees or agents are, individually and collectively, referred to in this clause as 'LRQA'. LRQA assumes no responsibility and shall not be liable to any person for any loss, damage or expense caused by reliance on the information or advice in this document or howsoever provided, unless that person has signed a contract with the relevant LRQA entity for the provision of this information or advice and in that case any responsibility or liability is exclusively on the terms and conditions set out in that contract.

The English version of this Assurance Statement is the only valid version. LRQA assumes no responsibility for versions translated into other languages.

This Assurance Statement is only valid when published with the Report to which it refers. It may only be reproduced in its entirety.

Copyright © LRQA, 2024.

Environmental Management System (EMS)

In 2014, KRG began the process of establishing an environmental management system (EMS). The Company engaged a service provider to start tracking a baseline of environmental metrics, including energy and water consumption, and greenhouse gas emissions data where possible. This information has been used in benchmarking initiatives and goal settings, which have been disclosed in this report.

GRI (Core) Content Index and Sustainability Accounting Standards Board (SASB) Index

KRG's 2023 Corporate Responsibility Report has been produced in accordance with the GRI (Core) content index. Unless otherwise indicated, the Report covers the Company's activities and performance during the 2023 calendar year. KRG plans to produce a report each year moving forward. In this Report, no entity included in consolidated financial statements is excluded from coverage. For additional information please contact Matt Hunt, Director of Capital Markets & Investor Relations (317.713.7646, mhunt@kiterealty.com).

GRI index

Disclosure		KRG Response
The Organization and its reporting practices		
2-1	Organizational Details	Kite Realty Group Trust is a fully integrated and self-administered REIT publicly traded on the New York Stock Exchange (the "NYSE") under the ticker KRG. Our corporate headquarters are located at 30 S. Meridian Street, Suite 1100, Indianapolis, IN, 46204, and we operate in the United States. We have regional offices in several locations throughout the United States. About this Report
2-2	Entities included in the organization's sustainability reporting	Kite Realty Group Trust's sustainability reporting includes the entities included in the Company's financial reporting. A link to the full list of the Company's entities can be found here: Kite Realty Group Trust Subsidiary List We use a proportionate consolidation approach to consolidate the information of our entities, which involves adjustments to information for minority interests. This approach takes into account mergers, acquisitions, and disposal of entities or parts of entities and differs across the disclosures in this Standard and across material topics. We have listed all the entities included in our sustainability reporting and explained our approach to consolidating the information, in accordance with GRI guidance. Additionally, we have considered the impacts of additional entities with which we have business relationships that are not included in the list reported under 2-2 when determining our material topics, as per the guidance in section 1 of GRI 3: Material Topics 2021.
2-3	Reporting period, frequency and contact point	January 1, 2023 - December 31, 2023 (sustainability reporting); June 2024 (publication date of the report), and Robert McGuinness, Director of Property Management & ESG
2-4	Restatements of information	The Company restates prior year metrics to reflect acquisitions and dispositions since the prior year reporting period. In cases where we become aware of updates to data from previous years, we will be providing updated data in subsequent reports if we believe the changes are material. For more information see the About this Report section.
2-5	External assurance	See LRQA External Assurance Statement in the report
Activities and workers		
2-6	Activities, value chain and other business relationships	Kite Realty Group Trust is a publicly held real estate investment trust that, through its majority-owned subsidiary, Kite Realty Group, L.P., owns interests in various operating subsidiaries and joint ventures engaged in the ownership, operation, acquisition, development and redevelopment of high-quality, open-air shopping centers and mixed-use assets that are primarily grocery-anchored and located in high-growth Sun Belt markets and select strategic gateway markets inin the United States. We derive revenues primarily from activities associated with the collection of contractual rents and reimbursement payments from tenants at our properties. Therefore, our operating results depend materially on, among other things, the ability of our tenants to make required lease payments, the health and resilience of the U.S. retail sector, interest rate volatility, job growth, the real estate market, and overall economic conditions. Please see Part I of our 10-K for more information. Our Code of Business Conduct and Ethics sets forth the guiding principles by which we operate our company and conduct business with our vendors.
2-7	Employees	Page 23: Our Team
2-8	Workers who are not employees	At the end of the reporting period, KRG had a total of 33 workers who are not employees and whose work is controlled by the organization. The most common types of workers are temporary contractors.
Governance		
2-9	Governance structure and composition	Please refer to our Corporate Governance Guidelines for a detailed overview of our governance structure.

GRI index (Continued)

Disclosure		Response
2-10	Nomination and selection of the highest governance body	The nomination and selection of members of the highest governance body and its committees are overseen by the Corporate Governance and Nominating Committee, a subcommittee of the Board of Trustees. The committee is responsible for identifying and recommending suitable candidates for board and committee positions, taking into account the criteria outlined below. The Corporate Governance and Nominating Committee considers a range of factors when nominating and selecting members of the highest governance body and its committees. These include: - Views of stakeholders: The committee seeks input from stakeholders, including shareholders, on the skills and experience they believe are necessary for the effective oversight of the organization. - Diversity: The committee prioritizes diversity in its nomination and selection processes, including gender, ethnicity, age, and experience, to ensure that the highest governance body and its committees reflect the communities the organization serves. - Independence: The committee assesses the independence of prospective candidates to ensure that they can exercise independent judgment free from any external influence or conflicts of interest. - Competencies relevant to the impacts of the organization: The committee considers the competencies that are relevant to the impacts of the organization, including those commonly associated with the technology sector, such as innovation, data privacy, and cybersecurity.
2-11	Chair of the highest governance body	Mr. John A. Kite has served as Chairman of the Board since December 2008 and as our Chief Executive Officer and member of the Board since our IPO in 2004. Mr. Kite also leads our ESG Task Force. Periodically, the Corporate Governance and Nominating Committee gives consideration to whether the combined role of the chairman and chief executive officer continues to be appropriate for our Company. The Corporate Governance and Nominating Committee, with the consensus of the other independent trustees, has concluded that Mr. Kite's extended tenure with our Company provides stable leadership that is beneficial to us and our shareholders. In particular, the Board recognizes that, given Mr. Kite's familiarity with our real estate properties and day-to-day operations and his long-standing experience with our Company, it is valuable to have him lead our Board discussions.
2-12	Role of the highest governance body in overseeing the management of impacts	Please refer to our Proxy Statement and ESG Policy & Corporate Citizenship Report.
2-13	Delegation of responsibility for managing impacts	Page 7: ESG Task Force
2-14	Role of the highest governance body in sustainability reporting	Our Board of Trustees is actively engaged on environmental, social, and governance topics and delegates authority to our ESG Task Force. Our Chairman and CEO leads our ESG Task Force, which is responsible for reviewing and approving reported ESG-related information.
2-15	Conflicts of interest	Please refer to Section 4 of our Code of Business Conduct and Ethics.
2-16	Communication of critical concerns	KRG has established processes for communicating critical concerns to the Board of Trustees, with senior executives responsible for identifying and reporting these concerns. Critical concerns may be raised through grievance mechanisms and other processes, or identified through other mechanisms related to the organization's business conduct in its operations and relationships. During the reporting period, KRG did not receive any critical concerns raised by stakeholders, including concerns related to environmental impact, community engagement practices, and human rights due diligence. By establishing processes for identifying and addressing critical concerns, KRG demonstrates its commitment to responsible business conduct and stakeholder engagement.
2-17	Collective knowledge of the highest governance body	ESG Task Force members are responsible for providing supporting materials to the Board for relevant ESG-related items on meeting agendas.

Disclosure		KRG Response
2-18	Evaluation of the performance of the highest governance body	Our Board, acting through its Corporate Governance and Nominating Committee is responsible for the oversight of ESG issues. One of its principal responsibilities is to oversee, and periodically review and discuss with each of management and our Board, KRG's activities relating to ESG matters and the external reporting thereof. In addition ESG issues are reviewed and evaluated in all potential related party transactions in accordance with policies and procedures adopted. KRG strives to be a responsible corporate citizen, and we recognize the importance that ESG initiatives play in our ability to generate long-term, sustainable returns. A cross-functional task force ("ESG Task Force") was created in 2020 to review ESG issues that are important to investors and regularly report to the Board through the Corporate Governance and Nominating Committee. The Corporate Governance and Nominating Committee met four times in 2023.
2-19	Remuneration policies	Please refer to our Compensation Discussion and Analysis Section in our Proxy Statement.
2-20	Process to determine remuneration	Our Compensation Committee seeks to develop a well-balanced program that rewards both short-term and long-term performance, and does not incentivize excessive risk-taking and provides significant alignment with our shareholders' interests. Please see our Compensation Discussion and Analysis Section in our Proxy Statement.
2-21	Annual total compensation ratio	Please refer to our Proxy Statement
Strategy, policies and practices		
2-22	Statement on sustainable development strategy	Page 6: Message From our CEO
2-23	Policy commitments	KRG has established policy commitments for responsible business conduct, which include conducting due diligence, applying the precautionary principle, and respecting human rights. The policy commitments reference authoritative intergovernmental instruments, such as the Organisation for Economic Co-operation and Development (OECD) Guidelines for Multinational Enterprises, the OECD Due Diligence Guidance for Responsible Business Conduct, and the United Nations (UN) Guiding Principles on Business and Human Rights.
2-24	Embedding policy commitments	KRG embeds its policy commitments for responsible business conduct, including the commitment to respect human rights, throughout its activities and business relationships. The organization allocates responsibility for implementing the policy commitments across different levels, including the highest governance body, senior executives, and operational levels. Employee Experience has day-to-day responsibility for implementing the commitment to respect the rights of workers, reporting to senior decision-making levels. Responsible business conduct is formally discussed at meetings of the highest governance body and senior executives, where topics such as diversity and inclusion, anti-bribery and corruption, and environmental stewardship are discussed. A cross-functional working group also meets regularly to discuss responsible business conduct and share best practices. KRG integrates the policy commitments into organizational strategies, operational policies, and operational procedures. The policy commitments align with the organization's broader risk management systems, management policies, and due diligence processes. The organization considers the policy commitments when making decisions about sourcing and operating locations, as well as when determining whether to initiate, continue, or terminate a business relationship. The organization applies the policy commitments in its procurement and investment policies and practices, including pre-qualification processes, bidding criteria, and screening criteria consistent with the expectations stipulated in the policy commitments for responsible business conduct. The organization considers the policy commitments in contracting or investment agreements, as well as in specific policies or codes of conduct for suppliers.
2-25	Processes to remediate negative impacts	Please refer to our Code of Business Conduct and Ethics regarding the remediation of negative impacts.
2-26	Mechanisms for seeking advice and raising concerns	KRG has established mechanisms for individuals to seek advice on implementing the organization's policies and practices for responsible business conduct and to raise concerns about the organization's business conduct. These mechanisms include confidential interviews during site visits, escalation processes (to raise issues through management levels), hotlines, mechanisms to report non-compliance with laws and regulations, and whistleblowing mechanisms.

GRI index (Continued)

Disclosure		KRG Response
2-27	Compliance with laws and regulations	During the reporting period, KRG had no significant instances of non-compliance with laws and regulations.
2-28	Membership associations	Nareit - Serves as the worldwide representative voice for REITs and real estate companies with an interest in U.S. real estate. Nareit Real Estate Sustainability Council - Defines key sustainability priorities for Nareit. International Council of Shopping Centers (ICSC) - Promotes and elevates the marketplaces and spaces where people shop, dine, work, play and gather as foundational and vital ingredients of communities and economies. KRG considers its role in these associations and organizations to be significant because we hold positions in their governance bodies, participate in projects and committees, and provide substantial funding beyond routine membership dues. We view our participation in these groups as critical to advancing our own business objectives and influencing the mission or objectives of the associations and organizations. As a responsible real estate owner, KRG is committed to participating in industry associations and advocacy organizations that align with our values and promote responsible business conduct. We continuously evaluate our participation in these groups to ensure that they remain aligned with our values and objectives.
Stakeholder engagement		
2-29	Approach to stakeholder engagement	Please refer to our Stakeholder Engagement and Materiality Matrix sections in our Corporate Responsibility Report, as well as the Environmental, Social, and Governance Matters section of our Proxy Statement.
2-30	Collective bargaining agreements	None
GRI 3: Material Topics		
3-1	Process to determine material topics	Please see our Stakeholder Engagement and Materiality Assessment and Matrix sections in our Corporate Responsibility Report as well as Part I of our 10-K.
3-2	List of material topics	Please refer to the Materiality Assessment and Matrix sections in our Corporate Responsibility Report for additional color on the most material topics to the organization.
3-3	Management of Material Topics	Kite Realty Group engaged an external consultant to assist with formally identifying and confirming the ESG topics that are material to our organization through the engagement of internal and external stakeholders. We are evaluating the results and further considering the management of the relevant material topics and plan to report on our future progress.
204-1	Proportion of spending on local suppliers	Please refer to the Vendor Code of Conduct
205-1	Operations assessed for risks related to corruption	ESG Policy & Corporate Citizenship Report
205-2	Communication and training about anti-corruption policies and procedures	ESG Policy & Corporate Citizenship Report
205-3	Confirmed incidents of corruption and actions taken	None in 2023
206-1	Legal actions for anti-competitive behavior, anti-trust, and monopoly practices	None in 2023
302-1	Energy consumption within the organization	Page 16: Performance, Energy, Water, Waste
302-2	Energy consumption outside of the organization	Page 16: Performance, Energy, Water, Waste

Disclosure		KRG Response
302-3	Energy intensity	Page 16: Performance, Energy, Water, Waste
302-4	Reduction of energy consumption	Page 16: Performance, Energy, Water, Waste
303-1	Interactions with water as a shared resource	Page 16: Performance, Energy, Water, Waste
303-2	Management of water discharge-related impacts	Water and effluent discharged at Kite offices and shopping centers comply with all state and federal laws. The U.S. Laws and regulations applicable to our properties and offices reflect best practice, as such Kite has not developed an internal standard.
303-3	Water withdrawal	Page 16: Performance, Energy, Water, Waste
303-4	Water discharge	Page 16: Performance, Energy, Water, Waste
303-5	Water consumption	Page 16: Performance, Energy, Water, Waste
305-1	Direct (Scope 1) GHG emissions	Page 16: Performance, Energy, Water, Waste
305-2	Energy indirect (Scope 2) GHG emissions	Page 16: Performance, Energy, Water, Waste
305-4	GHG emissions intensity	Page 16: Performance, Energy, Water, Waste
305-5	Reduction of GHG emissions	Page 16: Performance, Energy, Water, Waste
401-1	New employee hires and employee turnover	Page 23: Our Team
401-2	Benefits provided to full-time employees that are not provided to temporary or part-time employees	Please refer to our Proxy Statement and ESG Policy & Corporate Citizenship Report.
401-3	Parental leave	Please refer to our ESG Policy & Corporate Citizenship Report.
404-1	Average hours of training per year per employee	Page 25: Employee Training and Engagement
404-3	Percentage of employees receiving regular performance and career development reviews	100%. All full-time employees are eligible to receive an individual written and/or verbal performance review annually.
405-1	Diversity of governance bodies and employees	Refer to page 25 and page 35 for diversity metrics

SASB index

SASB STANDARDS
Now part of IFRS Foundation

All metrics in this table are as of December 31, 2023 unless otherwise noted.

Topic	Code	Metric	Unit of Measure	Response
Energy Management	IF-RE-130a.1	Energy consumption data coverage as a percentage of total floor area, by property subsector	Percentage (%) by floor area	100% of landlord controlled common areas 6.1% of tenant controlled space that was vacant in 2023.
	IF-RE-130a.2	(1) Total energy consumed by portfolio area with data coverage, (2) percentage grid electricity, and (3) percentage renewable, by property subsector	Gigajoules (GJ), Percentage (%)	1) 356,378.4 GJ 2) 69.38% 3) 9.47%
	IF-RE-130a.3	Like-for-like percentage change in energy consumption for the portfolio area with data coverage, by property subsector	Percentage (%)	7.64%
	IF-RE-130a.4	Percentage of eligible portfolio that (1) has an energy rating and (2) is certified to ENERGY STAR, by property subsector	Percentage (%) by floor area	0%
	IF-RE-130a.5	Description of how building energy management considerations are integrated into property investment analysis and operational strategy	n/a	Our ESG Task Force is comprised of individuals in leadership positions across company departments so sustainability considerations are woven into the decision making process throughout the analysis and strategy process. Our Property Management Team pursues our LED transition, Smart Irrigation adoption and IREM Certification goals.
Water Management	IF-RE-140a.1	Water withdrawal data coverage as a percentage of (1) total floor area and (2) floor area in regions with High or Extremely High Baseline Water Stress, by property subsector	Percentage (%) by floor area	1) 100% of landlord controlled common areas; 6.1% of tenant space that was vacant in 2023; 7.3% of tenant controlled space. 2) 27.81%
	IF-RE-140a.2	(1) Total water withdrawn by portfolio area with data coverage and (2) percentage in regions with High or Extremely High Baseline Water Stress, by property subsector	cubic meters (m^3), Percentage (%)	1) 2,946,446 cubic meters 2) 27.81%
	IF-RE-140a.3	Like-for-like percentage change in water withdrawn for portfolio area with data coverage, by property subsector	Percentage (%)	4.37% increase
	IF-RE-140a.4	Description of water management risks and discussion of strategies and practices to mitigate those risks	n/a	Refer to TCFD Table on pages 19 & 20 of this report

Topic	Code	Metric	Unit of Measure	Response
Management of Tenant Sustainability Topics	IF-RE-410a.1	(1) Percentage of new leases that contain a cost recovery clause for resource efficiency related capital improvements and (2) associated leased floor area, by property subsector	Percentage (%) by floor area, Square feet (ft^2)	100% of our form leases contain Green Lease Language
	IF-RE-410a.2	Percentage of tenants that are separately metered or submetered for (1) grid electricity consumption and (2) water withdrawals, by property subsector	Percentage (%) by floor area	1) 100% 2) 100%
	IF-RE-410a.3	Discussion of approach to measuring, incentivizing, and improving sustainability impacts of tenants	n/a	Our form lease contains standardized Green Lease Language and we have noted our Green Lease Gold designation on page 18 of this report. We also engage with Tenants on Sustainability metrics through our IREM Certified Sustainable Property program.
Climate Change Adaptation	IF-RE-450a.1	Area of properties located in 100-year flood zones, by property subsector	Square feet (ft^2)	3,315,613
	IF-RE-450a.2	Description of climate change risk exposure analysis, degree of systematic portfolio exposure, and strategies for mitigating risks	n/a	Refer to TCFD Table on pages 19 & 20 of this report
Activitiy Metrics	IF-RE-000.A	Number of assets, by property subsector	Number	180
	IF-RE-000.B	Leasable floor area, by property subsector	Square feet (ft^2)	28,108,490
	IF-RE-000.C	Percentage of indirectly managed assets, by property subsector	Percentage (%) by floor area	0%
	IF-RE-000.D	Average occupancy rate, by property subsector	Percentage (%)	93.9%

KRG
LISTED
NYSE

30 S Meridian St, Suite 1100
Indianapolis, IN 46204

317-577-5600 | **kiterealty.com**