PLF Limited

Carbon (GHG) Emissions Report

2024/25



Completed by Carbon Neutral Britain Ltd

October 2025

Project No: 05388

Table of Contents

1 - Message from Carbon Neutral Britain™ 03

2 - Carbon Emissions Summary 04

3 - Context 06

4 - Methodology 11

5 - Results 13

6 - Carbon Neutral Certification 15

7 - Carbon Reduction Plan (CRP) 22

8 - Contact 32

1 - Message from Carbon Neutral Britain™

It has never been more important for businesses to step up and take account of the environmental impact associated with their operations.

"We are delighted to continue our partnership with PLF Limited to help identify and offset their environmental impact for 2024 and beyond."

James Poynter
Director - Carbon Neutral Britain

In the UK, businesses account for up to 85% of total GHG emissions - making corporate action the number one priority in helping stop climate change.

Looking to do their part for the environment, PLF Limited engaged with Carbon Neutral Britain in September 2025, with the ambition to measure and offset the total organisation emissions - to continue their Carbon Neutral status.

As a company that specialises in contractual brickwork, it was identified that the main emissions were to occur from company owned/leased vehicles within the reporting period.

2 - Carbon Emissions Summary

Organisation	PLF Limited
Reporting Period	1st October 2024 - 30th September 2025
Consolidation Approach	Operational Control
First (Baseline) Year	2023/24 - 172.85 Tonnes of Carbon Dioxide Equivalent
Current Year	2024/25 - 157.59 Tonnes of Carbon Dioxide Equivalent

2.1 Emissions Table

Scope 1:

Stationary or Mobile Combustion Source	44,218.10	kg CO2e
Mains Gas	-	kg CO2e
Company Owned/Leased Vehicles	75,093.40	kg CO2e
Refrigerant Gas Loss Recharge	-	kg CO2e
Total	119,311.50	kg CO2e
Total (Tonnes)	**119.31**	**t CO2e**

Scope 2:

Total Organisation Energy Usage on Site	-	kg CO2e
Total Electric Vehicle Energy Usage	2,665.13	kg CO2e
Total	2,665.13	kg CO2e
Total (Tonnes)	**2.67**	**t CO2e**

Scope 3:

C7	Total Organisation Energy Usage WFH	184.25	kg CO2e
C5	Organisation Waste	3,268.90	kg CO2e
C6	Business Travel (not using owned/leased Vehicles)	-	kg CO2e
C7	Staff Commuting (not using owned/leased Vehicles)	2,746.76	kg CO2e
C6	Business Hotel or Event Activities	-	kg CO2e
C4	Inbound Deliveries (upstream transportation)	13.59	kg CO2e
C9	Outbound Deliveries (downstream transportation)	-	kg CO2e
C1/5	Organisation Water Usage	2.77	kg CO2e
C3	Transmission & Distribution Losses	279.05	kg CO2e
C3	Well to Tank	29,113.67	kg CO2e
	Total	35,608.99	kg CO2e
	Total (tonnes)	**35.61**	**t CO2e**

Total

Total Organisation Emissions	**157.59**	**t CO2e**

3 - Context

3.1 The purpose of this report

This Carbon Emission Report will measure and calculate the total Greenhouse Gas (GHG) Emissions produced directly and indirectly from the organisations activities. Compulsory for Large Organisations as part of their Streamlined Energy and Carbon Reporting (SECR), HM Government encourages all organisations to take action and measure their emissions on a voluntary basis - as the most effective tool in monitoring and reducing an organisations climate impact.

GHG Emission (also referred to as Carbon Footprint) Calculation, Offsetting and Reducing are now the most popular method for businesses to make an environmental impact as part of their Corporate Social Responsibility policies due to the accurate and measured methodologies, providing complete transparency about their climate impact and resulting actions. Annual emissions reports are regularly used by organisations to track their progress in achieving emissions reductions across the business over time, and in many cases helps identify areas within the business that produce the most emissions - as an area to focus and improve.

Most importantly of all, carbon emission reports also help identify an organisations total carbon footprint - measured in tonnes of carbon dioxide equivalent (tCO2e), a set unit to ensure carbon offsetting is accurate, and will reverse the organisations environmental impact to achieve carbon neutral status - increasingly important for customers, shareholders, employees and other stakeholders.

3.2 The Kyoto Protocol Greenhouse Gases (GHGs)

Seven Greenhouse Gases are calculated as part this emissions report, known as the seven Kyoto Protocol GHGs. These gasses occur the most often as a result of business activities, with the highest Global Warming Potential. For the purposes of emissions reporting, these gases are simplified and measured in the unit of tonnes of carbon dioxide equivalent (tCO_2e). The Global Warming Potential (GWP) of these gases are not the same however, which creates the unit equivalence compared to carbon dioxide over a period of 100 years (shown below). The latest AR6 values are included below.

GHG	Formula	GWP (CO_2e)
Carbon Dioxide	CO_2	1
Methane	CH_4	27
Nitrous Oxide	N_2O	273
Hydro fluorocarbons	HFCs	Dependant on specific gas
Sulphur hexafluoride	SF6	24,300
Perfluorinated compounds	PFCs	Dependant on specific gas
Nitrogen trifluoride	NF_3	17,400

3.3 Calculating Emissions & Emissions Factors

The emissions calculations have been made using client-supplied activity data, with assumed full disclosure of all relevant and necessary information. The data received (such as energy usage in Kwh, or vehicle mileage) are then multiplied by the relevant emissions factors from published and reputable sources. Depending on the needs of the organisation, the emissions factors used in some cases are scientific research journals or independent studies, but in most cases, are from HM Government publications. Most commonly used - UK Government Conversion Factors for Company Reporting (Year: 2024, Expiry: 10/06/2025, Version 1.1) or (Year: 2025, Expiry 10/06/2026, Version 1.0) - DBEIS / DEFRA). Any assumptions or estimations of relevant data are published within this report.

3.4 Reporting Standards

GHG emissions reports are most widely carried out in accordance with the ISO 14064:1-2018 and GHG Emissions Protocol Accounting and Reporting Standards, whose methodologies have been used in the creation of this report.

The International Organisation of Standardisation (ISO) created the ISO 14064 standard in 2006, updating in 2018 to specify the principles and requirements at the organisational level for the quantification and reporting of greenhouse gas (GHG) emissions and removals. It includes requirements for the design, development, management, reporting and verification of an organization's GHG inventory.

The "Greenhouse Gas Protocol - Corporate Accounting and Reporting Standard" (GHG Protocol, 2011) developed in a partnership of the World Business Council for Sustainable Development (WBCSD) and the World Resource Institute (WRI) follow a similar methodology mirroring those of the ISO standard.

Using the two most widely recognised and used emission standards in the world, ensure all measurements, calculations and subsequent offsetting are completed to the most regulated and accurate standards possible.

3.5 Scopes of Emissions

Using the ISO 14064 and GHG Emissions Protocol Standards, business emissions are identified using three scopes of emissions:

Scope 1 (Direct emissions)

Activities owned or controlled by the organisation that release emissions straight into the atmosphere.

For manufacturing business these would be emissions from equipment and machinery used in production. Businesses that own or lease vehicles are also included within scope 1. For many office-based businesses, scope 1 emissions are usually very small.

Scope 2 (Energy indirect)

Emissions being released into the atmosphere associated with the consumption of purchased electricity, heat, steam and cooling. These are indirect emissions that are a consequence of the organisation's activities - but occur at sources that the business does not own or control.

These emissions would be the energy usage by the organisation and staff working at sites under the operational control of the business.

Scope 3 (Other indirect)

Emissions that are a consequence of business activity, which occur at sources which are not owned or controlled, which are not classed as scope 2 emissions.

Scope 3 emissions can be quite broad, including areas such as waste management, business travel, staff commuting, events, the emissions produced from delivery to and from the organisation (including third party delivery services), transmission and distribution losses associated with electricity usage, and well to tank emissions from fuel combustion.

3.6 Radiative Forcing

Radiative forcing (RF) is a measure of the additional environmental impact of aviation. These include emissions of nitrous oxides and water vapour when emitted at high altitude.

HM Government guidance recommends organisations should include the influence of radiative forcing RF in air travel emissions to capture the maximum climate impact of their travel habits. As such, radiative forcing has been included within the emission factor calculations of air travel within this report and future reports, where applicable.

3.7 Quality and Accuracy

The accuracy of a GHG assessment is directly related to the quality of the activity data provided, and for this assessment and report, 'primary data' (such as electrical usage in Kwh for the reporting period), have been used wherever possible. 'Secondary data' in the form of estimates, extrapolations and/or industry averages has been used when primary data is not available - to provide as accurate estimates of emissions as possible.

In addition, this report has been completed following the WRI GHG Protocol principles of relevance, completeness, consistency, transparency and accuracy.

4 - Methodology

4.1 Business Introduction

Carbon Neutral Britain was engaged by PLF Limited in order to measure and calculate the organisation's total carbon footprint for 2024/25, with the purpose of offsetting their total organisation emissions - to continue their Carbon Neutral status. As a company that specialises in contractual brickwork, it was identified that the main emissions were to occur from company owned/leased vehicles within the reporting period.

4.2 Operational Boundary and Data

Using the operational control consolidation approach was determined as the best method for PLF Limited, due to the standard business structure and business practices. As a result, the following scope of data was collected.

Scope 1 - Stationary and Mobile Source Emissions (equipment and quantity combusted), Company Owned and Leased Vehicles (vehicle type and distance travelled), Refrigerant Gas Losses (refrigerant type and new/disposed units) for the organisation only.

Scope 2 - Purchased Energy (electricity, imported heat, steam in kwh) from the office and vehicles, using the market based method.

Scope 3 - Homeworking Energy (Days), Water (consumption and waste volume), Waste (landfill, recycled and composted weight), Business Travel (type and distance), Staff Commuting (average distance and type), Hotel Stays (UK, Europe or Worldwide days), Inbound/Outbound delivery (weight/volume, type and source), Transmission and Distribution losses associated with electricity usage (kwh) and Well To Tank emissions from combustion fuels (volume combusted).

4.3 Organisation Structure

For organisations with a group structure, business activity data may overlap, and all relevant entities are included within this assessment. The companies considered in this assessment are:

PLF Limited

4.4 Assumptions and Estimations

Where primary emissions data could not be collected, the following assumptions and estimations were used:

- Vehicle emissions were calculated using DEFRA vehicle categories and HM Government Emission Factors (2024/25).
- Throughout the reporting period, some staff worked remotely from home. Due to the unknown primary energy data from staff at home, the energy usage was calculated based on the number of days staff worked, assuming 8 hours per day.
- Scope 3 inbound delivery emissions were calculated using estimated weight and distance, using UK DEFRA freight emission factors for the predominant delivery type.
- Transmission and distribution losses associated with electricity usage, as well as 'Well to tank' emissions from combustion fuels were included in the assessment.
- Any incidental emissions less than 1% from the sources measured were not included within this report.
- A total of 7.71 tCO2e was avoided as a result of Renewable Energy Tariffs, using the Market-based method of reporting.



5 - Results

5.1 Summary

PLF Limited
Carbon (GHG) Emissions

Reporting Period - 01/10/24 - 30/09/25

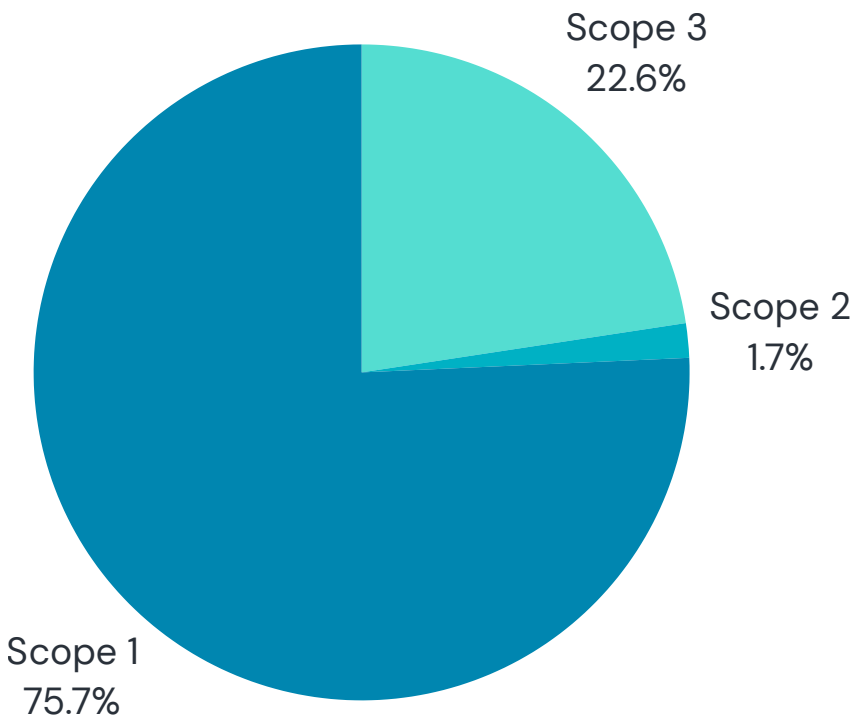

119.31
Scope 1
Direct Emissions

2.67
Scope 2
Energy Indirect

35.61
Scope 3
Indirect Other

Total
Carbon
Footprint

157.59 tCO2e

GHG Emissions 2024/25 - 157.59 tCO_2e
GHG Emissions per FTE - 5.63 tCO_2e
GHG Emissions per £1m - 15.01 tCO_2e

Completed October 2025

5.2 Emissions by Scope

119.31

Scope 1
Direct Emissions

The main Scope 1 emissions occurred from the use of company owned/leased vehicles within the reporting period. Other emissions originated from stationary or mobile combustion sources.

2.67

Scope 2
Energy Indirect

The main Scope 2 emissions occurred from electric vehicles, and the mileage completed within the reporting period. No other emissions sources were declared during the reporting period.

35.61

Scope 3
Indirect Other

The main Scope 3 emissions occurred from well to tank emissions. Other emissions occurred from the energy consumption from staff working at home (these emissions were attributed 'additional' energy consumption that would not have otherwise occurred at home), waste, staff commuting, inbound delivery of goods, water usage, and transmission and distribution losses.

6 - Carbon Neutral Certification

6.1 Carbon Neutral Status

In October 2025, PLF Limited offset their carbon footprint to become certified as a Carbon Neutral Business by Carbon Neutral Britain.

As certification awarded by an external organisation, it provides assurance that the carbon neutral claim is robust and credible, following calculation using the ISO 14064 and GHG Protocol Emissions Standard principles of relevance, completeness, consistency, transparency and accuracy.

Carbon Neutral Status has been awarded to the organisation for a period of 12 months.

It is recommended the organisation completes an annual calculation of its environmental impact and emissions from 2025, to further monitor and evaluate emissions changes after implementing reduction strategies, in addition to offsetting and maintaining carbon neutral status.

6.2 Carbon Offsetting Projects

Through the Carbon Neutral Britain Climate Fund™, PLF Limited has offset its total carbon emissions through internationally certified carbon offsetting projects.

Certified via the Verra - Verified Carbon Standard (VCS), the Gold Standard - Voluntary Emission Reductions (VER) or the United Nations - Certified Emission Reductions (CER) programmes, the projects have also been selected based on their direct and indirect impact around the world - not just in offsetting, but also in supporting education, employment and clean water, as well as having net positive impact on the local wildlife and ecology.

As the three largest and most regulated voluntary offsetting standards used by organisations and even countries in their emissions reductions - all measurements and tonnes of CO_2e offset are accurate and verified.

An example of projects supported include:

Project 2151: Household Solar Lighting in Zambia

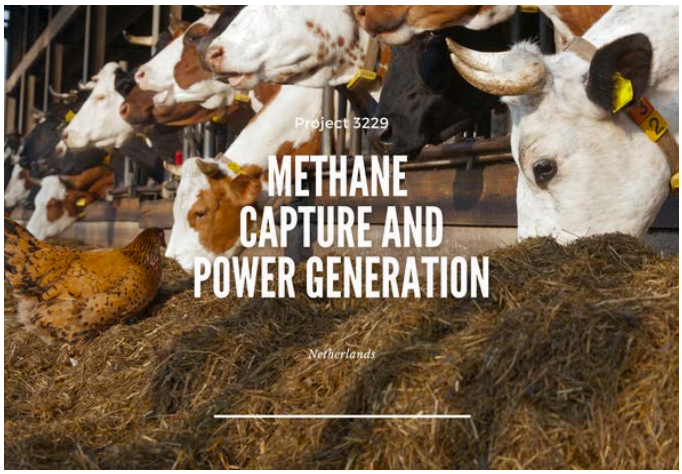

Project 3229 : Methane Capture & Power Generation

Project 3029: Wind Power in Maharashtra

Project 1165: Salkhit Wind Farm in Mongolia

Selected by Carbon Neutral Britain based upon the significant social benefits - this project provides solar lighting to families in Zambia who lack access to electricity in the home. By providing cost-effective and clean lighting solutions for the first time, families and children are able to study, cook, and socialise in the safety of the home. Carbon emissions are avoided via households previously being dependent on inefficient and high carbon output lighting from kerosene lamps and fireplaces, which are replaced by the solar lighting devices provided.

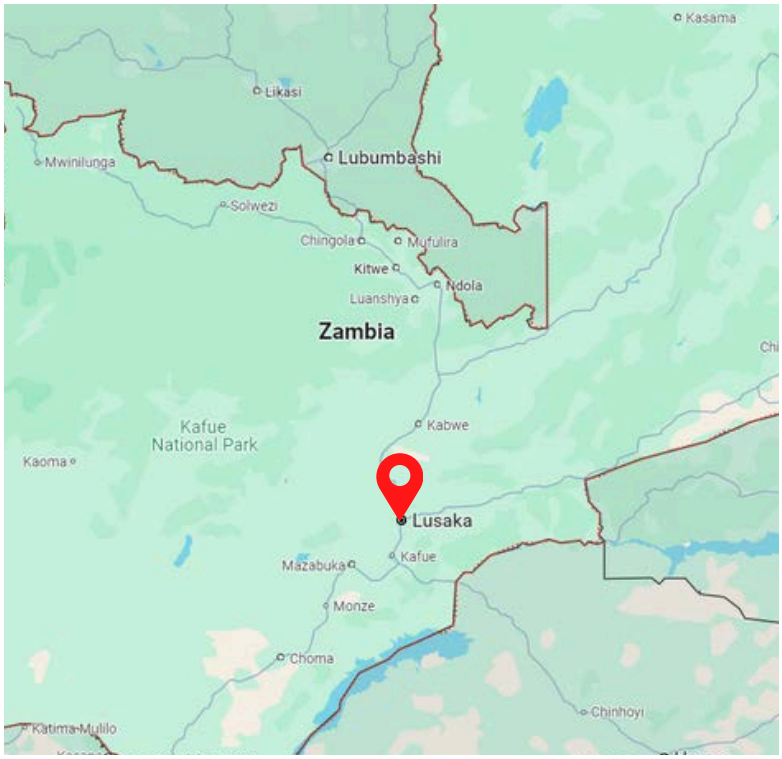

For more information & images of this project, please refer to your Media Pack, issued upon completion of your Business Offsetting & Carbon Neutral Certification. Images and copy subject to CNB Brand Guidelines use only.

Selected by Carbon Neutral Britain, Project 3029 - Wind Power in Maharashtra - produces renewable electric power from 17, 1500kW capacity wind electric generators (WEGs), in a region where fossil fuels would have otherwise been burnt for energy. This project involves the construction, commissioning, and safe operation of a wind farm in the Indian state of Maharashtra, supplying the state electricity grid, which forms a part of the Western Regional Electricity Grid of India. In addition to providing clean energy, the significant secondary benefits of the project are to provide Social, Environmental, Economic, and Technical benefits within the region.

For more information & images of this project, please refer to your Media Pack, issued upon completion of your Business Offsetting & Carbon Neutral Certification. Images and copy subject to CNB Brand Guidelines use only.

Selected by Carbon Neutral Britain - Salkhit Wind Farm is the first grid-connected wind farm in Mongolia. The project generates renewable electricity using wind power turbines, and supplies the Mongolian central grid to meet the growing electricity demand within the region. As the first wind farm in Mongolia - the significant benefits of its development are to help increase technical knowledge and expertise for future renewable development across the country.

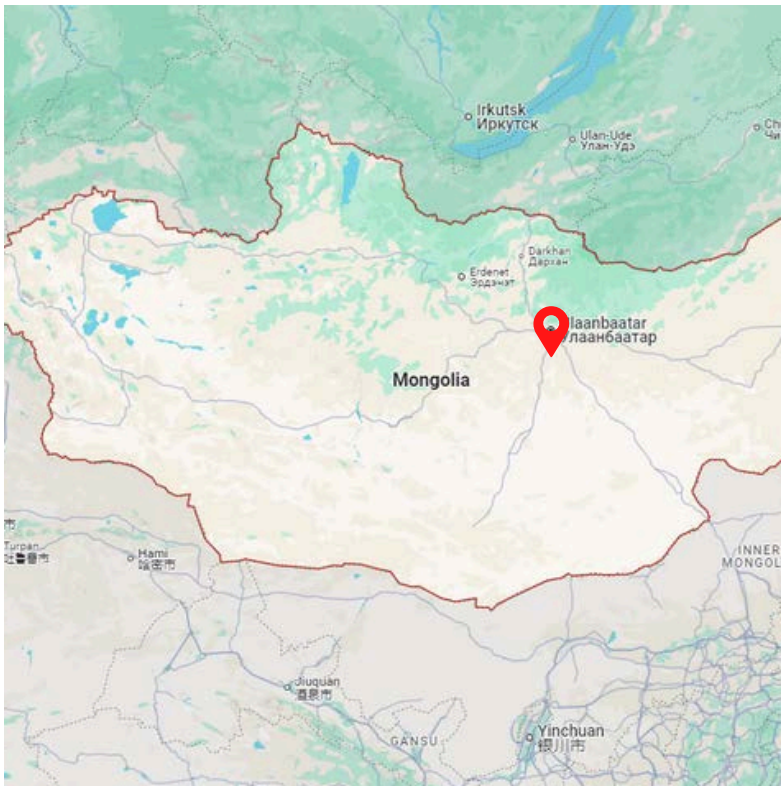

For more information & images of this project, please refer to your Media Pack, issued upon completion of your Business Offsetting & Carbon Neutral Certification. Images and copy subject to CNB Brand Guidelines use only.

Project 3229 showcases a prime example of circular and sustainable agriculture in the Netherlands. Located across the most southerly regions of the country, a collective of 30 Dutch farmers are able to capture methane from manure via biogas plants funded through offsetting climate finance. The project not only reduces emissions of this potent greenhouse gas through storage, but also avoids the use of fossil fuels and generates green electricity. As a fully circular process: residual heat is utilized, and the by-product after fermentation is then used as an alternative to chemical fertilizers for plant nutrition.

For more information & images of this project, please refer to your Media Pack, issued upon completion of your Business Offsetting & Carbon Neutral Certification. Images and copy subject to CNB Brand Guidelines use only.

6.3 Project Quality - Independent Project Validation and Assurance

United Nations Framework Convention on Climate Change Verified CER

Verified Carbon Standard A VERRA STANDARD

Gold Standard for the Global Goals

Following our mission to provide the Best Value, Biggest Impact, Most Transparency, and Upmost Quality and Assurance in Carbon Offsetting, above and beyond the requirements of the United Nations CER, Verra, and Gold Standard Mechanisms, Carbon Neutral Britain also completes Independent Project Validation and Assurance of each project supported to ensure the highest quality of Carbon Offsetting.

Validation and assurance of each project is achieved via three layers of assessment.

First - all projects utilised must be audited and approved via the United Nations CER, Verra, or Gold Standard Mechanisms. As the three largest and most regulated carbon offsetting standards in the world - this ensures the measurements and tonnes of CO2e offset are accurate and verified by these third parties (with public audits available for each project).

Second - Carbon Neutral Britain selects projects based on the 'secondary' benefits, such as helping to provide education, employment, clean water, energy, or have a positive impact on the local wildlife and ecology (for nature-based projects). Carbon Neutral Britain ensures all projects align with United Nations Sustainable Development Goals - with details available for each project.

Third - all projects are Independently Validated, completing due diligence on the audits completed via the applicable corporate standard. This is achieved via successful completion of the 6 steps below.

1 AUDIT REVIEW - ENHANCED ADDITIONALITY ASSESSMENT

In addition to the additionality assessment completed via the applicable mechanism, enhanced additionality assessments are completed for each project supported.

Enhanced assessment provides further assurance that the offsetting project can only occur as a result of climate finance.

2 AUDIT REVIEW - UNFCCC CRITERIA FOR PROJECT QUALITY

In addition to the audit completed via the applicable mechanism, each project is assessed alongside the IPCC criteria for offsetting project development.

In addition, each project is reviewed alongside the UNFCCC criteria for carbon offset project quality.

3 PROJECT CATEGORY RESTRICTION

Complete assurance over emissions avoidance or capture are required for the highest rating credit.

As a result, projects are selected from a filtered list of project categories, to ensure no REDD or REDD+ (Reducing emissions from deforestation and forest degradation) projects are utilised.

4 SATELLITE, AI AND REMOTE SENSING REVIEW

Independent validation of project development and outcomes are reviewed via satellite, AI, and/or remote sensing - where applicable.

Tree planting and reforestation sites can be remotely tracked and reviewed (alongside surrounding areas), to ensure optimal carbon capture has occurred.

5 DURABILITY AND PERMANENCE ASSESSMENT

Permanence of each project is evaluated to ensure emissions avoidance or capture last for 100 years or more.

Durability is also assessed for direct air capture and enhanced weathering projects, where permanence can be assured for hundreds of years via technological solutions.

6 CONTINUOUS PROJECT MONITORING

The highest credit rating requires continuous monitoring of each project to ensure it will deliver the expected emissions reductions over time.

In addition, continuous monitoring ensures issues and deviations of emissions reporting are addressed throughout the crediting period.

7 - Carbon Reduction Plan (CRP)

7.1 Reduction Overview

IPCC studies (and COP discussions) have highlighted the importance of businesses making a difference in the next 5 years before changes to the climate are irreversible, and by Carbon Offsetting and becoming Carbon Neutral, PLF Limited is proactively doing its part for the planet now - when it is the most important.

In addition to Carbon Offsetting and Carbon Neutral status - it is recommended that PLF Limited takes further action to reduce its future emissions - as much as practically possible. By reducing all avoidable emissions to zero - the organisation will achieve Net Zero status.

7.2 Science Based Targets

As part of the 2015 Paris Agreement, world governments committed to curbing global temperature rise to well-below 2°C above pre-industrial levels, and pursuing efforts to limit warming to 1.5°C. In 2018, the IPCC warned that global warming must not exceed 1.5°C to avoid the catastrophic impacts of climate change.

It was agreed that to achieve this, GHG emissions must halve by 2030 – and drop to Net Zero by 2050. In order to align with these Science Based Targets - PLF Limited must commit to reducing half of its GHG emissions by 2030 and to achieving Net Zero by 2050.



7.3 Procurement Policy Note 06/21

The UK Government amended the Climate Change Act 2008 in 2019 by introducing a target of at least a 100% reduction in the net UK carbon account (i.e. reduction of greenhouse gas emissions, compared to 1990 levels) by 2050. This is otherwise known as the 'Net Zero' target.

To aid in this target, UK suppliers to government contracts are required to meet the requirements of Procurement Policy Note (PPN) 06/21, by providing a Net Zero Carbon Reduction Plan.

In addition to calculating Scope 1, 2 and a subset of Scope 3 emissions in tCO2e for the six greenhouse gases covered by the Kyoto Protocol (as outlined in this report), PLF Limited is required to make a commitment to achieving net zero by 2050, outline its reduction plans, and publish its Carbon Reduction Plan (CRP) on its website.

7.4 Company Rebaselining Procedure

Meaningful and accurate comparisons of year-on-year emissions data may require a 'rebaselining' of emissions to the earliest reporting period where the overall structure and size of the organisation is most similar to the present.

While net emissions tell a part of the story, tracking progress in terms of emissions both per FTE and per £1m revenue can provide more granular insights for reductions.

Rebaselining is an important part of becoming Carbon Neutral, and combining this with FTE and revenue data ensures growth and changes in the nature of an organisation can be properly accounted for.

In line with relevant guidance, PLF Limited's current baseline is in line with its first reporting period (1st October 2023 to the 30th September 2024), undertaken in 2024.

To track progress against this baseline, emissions per FTE and per £1m revenue since the first year of calculation have also been included within this report.

By taking this approach, PLF Limited can accurately and transparently work towards Carbon Neutrality by 2030 via the globally recognised net-emissions approach, whilst also tracking progress against all available calculation years. Through this, PLF Limited can generate valuable insights to target key emissions hotspots and achieve meaningful reduction.

7.5 Reduction Target Plan

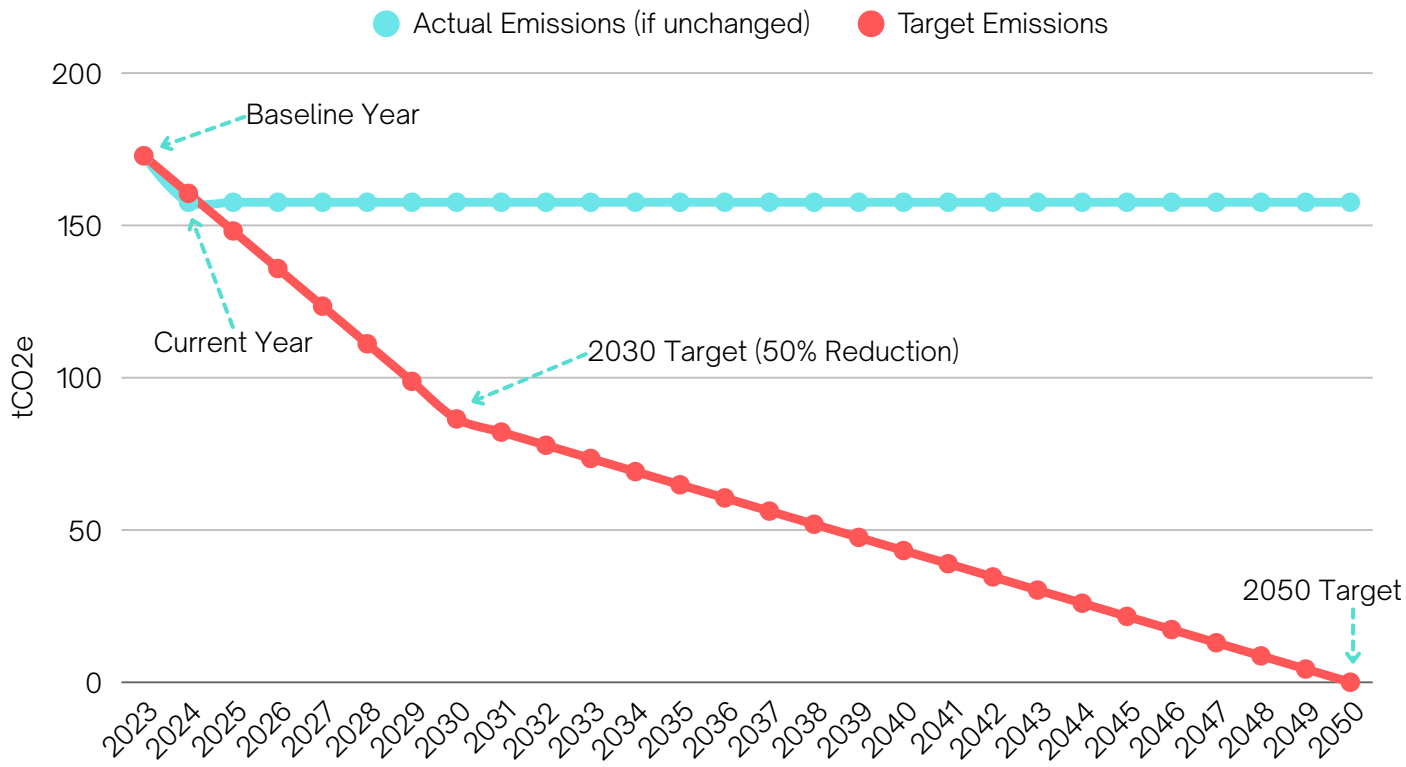

In order to achieve a 50% reduction in emissions by 2030, PLF Limited is required to reduce its emissions by **86.43 tCO2e** from the 'Baseline' (first year) assessment by 2030.

This will require a reduction of **7.14%** (12.34 tCO2e) per year from the 'Baseline' (first year) assessment of the organisation. A further reduction of **2.50%** (4.32 tCO2e) each year is then required in order to achieve Net Zero.

Should significant changes to the business size and structure occur in the future - Carbon Neutral Britain will amend the 'baseline' assessment year, as well as look at intensity values (tCO2e per million turnover, FTE or other metrics), to further track and implement reduction strategies.

"By accurately measuring, offsetting and committing to annually reduce emissions 7.14% by 2030, PLF Limited is not only Carbon Neutral, but in alignment with both Science Based and UK Government targets for Carbon Emissions Reductions"

James Poynter
Director - Carbon Neutral Britain

7.6 Year-on-Year Emissions by Source

Although some emission reductions will require technological and third-party improvements, it is recommended that PLF Limited targets the three largest avoidable emissions sources of the organisation in order to make the most impactful and quickest reduction in emissions possible.

Following the Baseline (first year) assessment of the organisation, PLF Limited has achieved a 9% reduction in overall emissions in year two.

A year-on-year analysis highlights the following three largest avoidable emission sources:

Company Vehicles has seen a 3% increase from 73.09 tCO2e to 75.09 tCO2e
Combustion Sources has seen a 12% decrease from 50.00 tCO2e to 44.22 tCO2e
Organisation Waste has seen a 18% decrease from 4.00 tCO2e to 3.27 tCO2e

It is recommended the organisation continues to monitor and track its emissions in 2025, to further monitor and evaluate emissions reductions, in addition to offsetting and maintaining carbon neutral status.

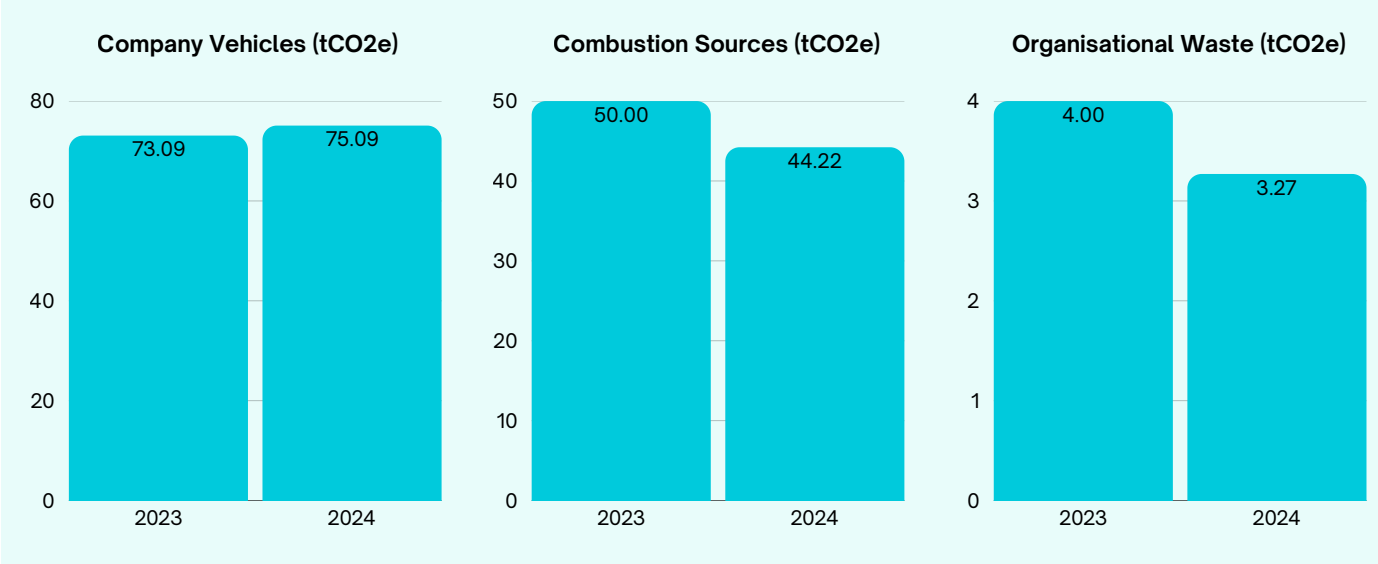

Recommendations for the organisation are as follows:

7.7 Intensity Ratios - FTE and Revenue

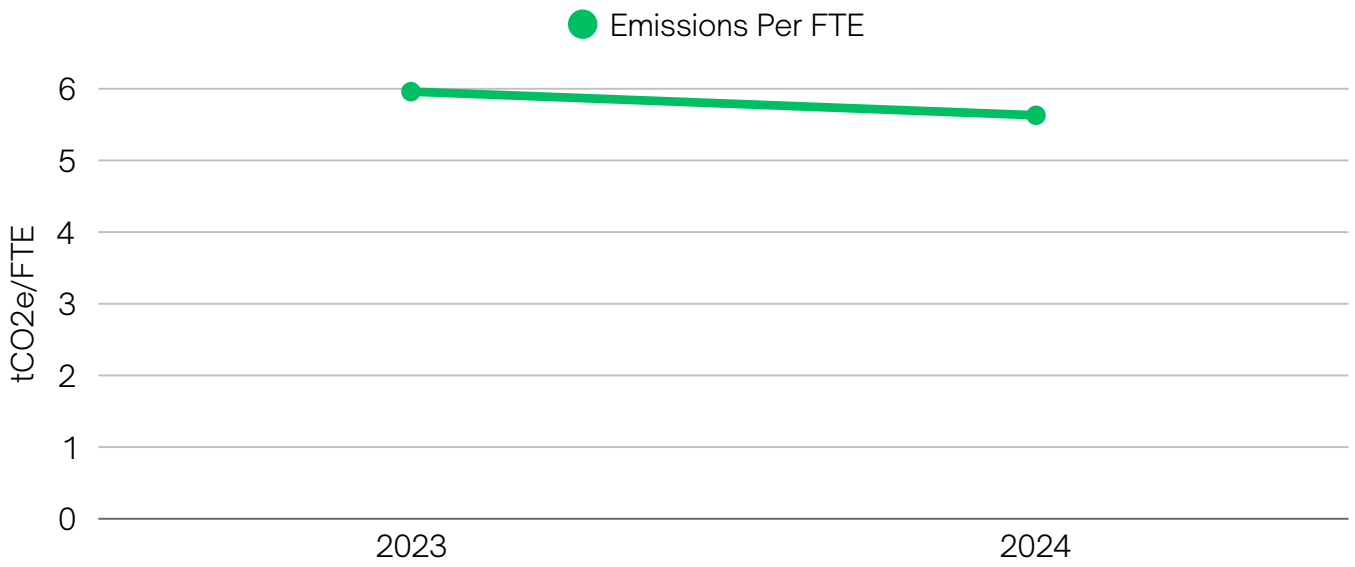

To further showcase PLF Limited's progress, it is important to consider current and historic emissions intensity ratios:

Current emissions/FTE - 5.63 tCO2e
Current emissions/£1m - 15.01 tCO2e

Measurement via these benchmarks provides a standardised way to assess environmental performance, irrespective of changes in the organisation's size or structure.

Additionally, should the need arise for a rebaseline, these metrics provide consistency in progress over time, even when historic data may no longer be relevant to the current structure and size of the organisation.

In future reporting, PLF Limited could consider setting reduction targets for it's intensity ratios, in addition to net emissions.

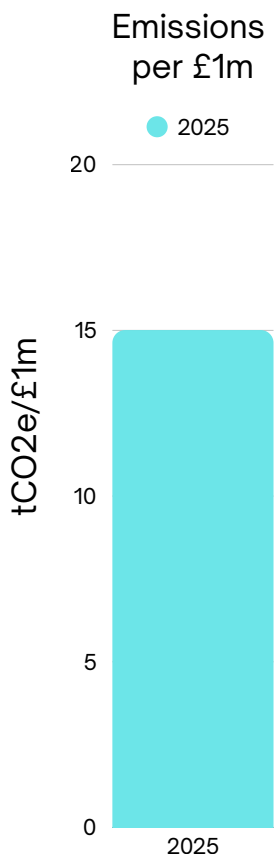



7.8 Reduction Strategies

Company Owned/Leased Vehicles



Company-owned and leased vehicles are a large source of Scope 1 emissions for PLF Limited, with an increase in mileage this year. Last year, the company fleet emitted 73.09 tCO2e, whereas this year, it emitted 75.09 tCO2e, a 3% increase. A rise in mileage has led to a corresponding increase in emissions, highlighting the potential for targeted action to manage and reduce the environmental impact of company vehicle use.

Potential opportunities for the company are:

Fuel Efficiency and Journey Optimization: Optimizing vehicle routes and journey planning could immediately reduce emissions. Internal guidelines could be established to ensure drivers prioritize economical routes, minimizing overall mileage. Utilizing fleet management systems could help monitor vehicle usage, identify the most efficient routes, and reduce unnecessary travel.

Transition to Low-Emission Vehicles: The most impactful way to address the increased emissions is by transitioning to hybrid or electric vehicles within the company fleet. PLF Limited could explore available grants or funding options to support this transition. Replacing older, less efficient vehicles with electric or hybrid models could enhance fleet sustainability and reduce emissions.

7.8 Reduction Strategies (continued)

Internal Education and Eco-Driver Training: Providing education on eco-driving techniques and emphasizing efficient route planning could help mitigate the impact of increased mileage. Implementing training programs focused on fuel-efficient driving habits, such as reducing idle time, smooth acceleration, and maintaining consistent speeds, could lead to incremental but meaningful improvements. Staff could also be encouraged to select the shortest, most economical routes to further reduce mileage and fuel consumption.

Relevant Schemes and Support:

- Plug-In Vehicle Grant: Government incentives could help offset the costs of adopting electric vehicles, making them a more feasible option for fleet replacement.
- Eco-Driver Training Programs: Offering training or workshops on efficient driving techniques could equip drivers with the skills needed to operate vehicles sustainably.
- Fleet Management Software: Investing in technology to track vehicle performance, fuel efficiency, and route planning could provide valuable insights and help optimize fleet operations.

By targeting these areas, PLF Limited could effectively manage the rising emissions from increased vehicle use.

7.8 Reduction Strategies (continued)

Stationary or Mobile Combustion Sources



Fuel combustion from various equipment is a key contributor to PLF Limited's emissions, necessitating focused strategies for reduction.

Reductions could be achieved by enhancing equipment efficiency, limiting unnecessary use, and exploring electric-powered alternatives.

For equipment that cannot be electrified, switching to lower-emission fuels such as biodiesel offers a viable reduction pathway. Operator training to optimize equipment use further supports emission cuts.

To aid these efforts, PLF Limited could take advantage of available grants and rebates for energy-efficient and low-emission equipment upgrades.

Targeting these areas will help PLF Limited lower its combustion-related emissions, contributing to broader sustainability goals.

7.8 Reduction Strategies (continued)

Organisation Waste



Landfill waste is the largest contributor to carbon emissions in waste management and should be minimized wherever possible.

Adopting 'zero to landfill' solutions, which are increasingly accessible to businesses, could reduce emissions. Additionally, reviewing packaging, materials used, and improving the efficiency of material use could help reduce the volume of waste generated at the source.

PLF Limited could implement policies such as tracking waste removal invoices and enhancing waste separation processes within the office.

By monitoring and reporting waste generation, especially in shared office settings, the company could perform more accurate analyses and identify areas for targeted improvement, ultimately leading to reduced emissions.

8 - Contact

2025
The Year to Make a Difference

Help Support Climate Action

© Carbon Neutral Britain LTD 2025

Whilst care has been used in processing, analysing and developing this document, Carbon Neutral Britain Ltd gives no warranty that the information supplied is free from error. Carbon Neutral Britain Ltd shall not be liable for any loss suffered through the use, directly or indirectly, of any information, product or service based on any part of this report.

This report is not intended to be a comprehensive review of the practices of the named recipient nor the viability of its products or services. It is the responsibility of the named recipient to ensure that all its products or services adhere to and are compliant with all applicable laws, regulations and other generally accepted standards of quality and performance.

Calculations have been made based on accurate and assumed full disclosure of all relevant and necessary data by the named recipient, and has not verified the validity, accuracy or comprehensiveness of any information supplied to Carbon Neutral Britain Ltd in the provision of this report.

Carbon Neutral Britain Ltd does not accept any responsibility whether in contract, tort, equity or otherwise for any action taken, or reliance placed on it, or for any error or omission from this report.

OFFICE ADDRESS
2 Eaton Gate, London, SW1W 9BJ

WEBSITE
carbonneutralbritain.org

EMAIL
business@carbonneutralbritain.org

Carbon Neutral Britain™