

Princeton Digital Group

BUILDING AN AI-POWERED LOW-CARBON FUTURE

Princeton Digital Group Sustainability Report 2024-2025

Contents

About this report	3
Message from the CEO	4
About Princeton Digital Group	6
The Year at a Glance	8
Progress on Sustainability	11
Climate	24
Community	50
Conduct	68
Appendix	73
<i>GRI Index</i>	74
<i>Assurance Report</i>	80

About this report

As Asia Pacific’s leading data center operator, Princeton Digital Group (PDG) strives to set the benchmark for environmental excellence. This report highlights our steadfast commitment to sustainability throughout the fiscal year of 2024, as we journey towards our goal of achieving Net Zero for Scope 1 and 2 emissions by 2030.

Now in its fourth edition, this annual Sustainability Report covers the period from January 1, 2024, to December 31, 2024, aligning with our financial year. It adheres to the Global Reporting Initiative (GRI) Standards 2021, ensuring comprehensive and transparent sustainability reporting. Building on last year’s materiality assessment, we have identified nature and biodiversity as a new key material topic, underscoring its importance to our industry and stakeholders.

Developed with insights from internal stakeholders, including executive leadership and department heads, this report outlines our strategic priorities and key sustainability initiatives. Our sustainability approach is aligned with the United Nations Sustainable Development Goals (UN SDGs), ensuring a balanced focus on people, the planet, prosperity, and partnerships.

The report also details our 2024 carbon footprint, measured in accordance with the Greenhouse Gas (GHG) Protocol standards, and includes our continued efforts in assessing Scope 3 emissions. To reinforce transparency and accountability, we have obtained external assurance for our Scope 1, 2, and 3 (Categories 6 & 7) emissions data.

Our disclosures are made voluntarily, reflecting our genuine commitment to sustainability. Transparency is key to our effort, which includes annual sustainability reporting and trackable progress on our website. Stakeholder engagement is essential to us, and we welcome feedback to further refine our sustainability initiatives. Please reach out via info@princetonodg.com.

Reporting scope

This report covers PDG's sustainability performance across our owned and leased properties, as well as data centers in Singapore, Japan, India, Indonesia, China, and Malaysia. The report does not include three data centers that are held in a JV with 21Vianet.

Facility	Country	Location	Status	Capacity (MW)
SG1, SG3	Singapore	Singapore	Operational	20
TY1	Japan	Tokyo Saitama	Operational	96
MU1	India	Mumbai	Operational	150
ID1 (Includes 5 operational data centers)	Indonesia	Jakarta Cibitung Jakarta Bintaro Bandung Pekanbaru Surabaya	Operational	11
JC2	Indonesia	Jakarta Cibitung	Operational	22
SH1	China	Shanghai Fengxian	Operational	42
NJ1	China	Nanjing	Operational	43
LF1	China	Langfang Zhongshi	Operational	66
JH1	Malaysia	Johor	Operational	170

The reporting boundary for Scope 1 and Scope 2 emissions encompasses all operating data centers under our operational control as of December 2024. The report also describes PDG’s efforts to progressively expand the scope of our reporting to include material topics, data points and targets for the company, and regional case studies.

External assurance

PDG has engaged Deloitte & Touche LLP to independently assure Scope 1, Scope 2 and Scope 3 (Categories 6 & 7 only) GHG emissions disclosed on page 27 of the report. The independent limited assurance report is included in the appendix of this report.

Message from the CEO

Artificial intelligence (AI) is a seismic force, transforming industries, daily life, and business models at an unprecedented speed. As AI adoption accelerates and cloud expansion continues, data centers are no longer just enablers—they are the engines driving AI's growth.

AI is driving a surge in demand for computing capacity, performance, and speed—pushing data centers to operate at levels never seen before. Breakthroughs in chip design have enabled more efficient compute systems, but the scale and intensity of AI workloads are outpacing those gains. This places strain on energy systems—and in some regions, water resources—making it imperative for us to act with urgency, foresight and responsibility.

The lines between AI, cloud, and internet ecosystems are rapidly blurring. What once seemed like distinct infrastructure stacks are now converging. AI is increasingly underpinning cloud and internet services, enabling new functionalities and driving mainstream adoption. This convergence is making infrastructure more fungible with shared location strategies and larger-scale capacity requirements shaping how and where we build.

We're also witnessing a shift in AI demand. The first wave of AI infrastructure growth in Asia was primarily to support training for global large language models (LLMs). That wave continues as regional and in-country models emerge—but it is being powerfully amplified by the rise of inferencing. As AI becomes embedded in enterprise and consumer applications, inferencing infrastructure will scale dramatically—dwarfing even the exponential growth of the last 24 months.

2024 was a landmark year for Princeton Digital Group (PDG). We grew our portfolio by over 50%, surpassing 1 gigawatt of IT capacity with new sites across Asia Pacific. We delivered some of Asia Pacific's largest AI-ready data centers in Mumbai, Johor, Tokyo, and Greater Beijing—all within exceptional timelines demonstrating our unmatched execution at scale.

We recognize that AI brings extraordinary opportunity—but also a profound responsibility. We are meeting this moment head-on: building AI ready data centers that support economic transformation, while advancing climate goals and community well-being across the region. This requires us to rethink foundational elements—from cooling strategies and power provisioning to construction methods and technology integration. For us, sustainability is embedded at the core of our operating model—informing every decision, every investment, and every megawatt we deliver.

Balancing Growth with Climate Responsibility

Progress on Our Net Zero Journey

In 2024, we hit some major milestones:

Offset 100% of our historical Scope 1 emissions and 62% of our Scope 2 emissions through renewable energy and high-quality, market-aligned solutions. We are firmly on track to reach Net Zero for our Scope 1 and 2 emissions by 2030.

Energy is central to our strategy—as a key lever for decarbonization, grid stability, and foundational for long-term business resilience. We are accelerating the transition to carbon free energy alternatives and making long term investments in India, Indonesia, China, Malaysia and Japan -aligned with our customers' sustainability goals. And where our power demand could strain local grids, we're working hand-in-hand with utilities to plan for reliability and grid stability, especially in high-growth markets.

We are also looking beyond the meter and are rethinking our design approach to reduce water reliance—especially at water-cooled facilities—minimizing impact on local infrastructure and ecosystems.

Message from the CEO

We piloted low-carbon fuels like hydrotreated vegetable oil (HVO) in Indonesia and are actively exploring HFC-free cooling options. To meet the demands of high-density AI workloads, we continued investing in operational efficiencies—including the scaled deployment of advanced liquid cooling technologies.

As of date we have raised USD 728 million in green loans, underscoring our commitment to aligning capital with our Green Finance Framework and long-term sustainability goals.

Building Inclusive and Resilient Communities

Behind every megawatt we deliver is a team that makes it possible. We uphold the highest health and safety standards for our employees, contractors, partners, and communities, backed by a robust framework that governs every stage of our operations ensuring that everyone at our sites goes home safe, every day. Safety isn't just a metric—it's a mindset. In 2024, PDG was recognized by Royal Society for Prevention of Accidents (RoSPA) across multiple markets for our leadership in health and safety.

With over 400 employees supported by hundreds of contractors and partners, we continue to grow across Asia while staying grounded in a people-centered approach to well-being and workplace culture. Every individual working at or with PDG is vital for our success.

We're equally committed to ensuring our data centers contribute meaningfully to economic growth and social resilience. In 2024, we deepened our partnerships with universities and training institutions to build a robust pipeline of local engineering talent. Through inclusive workplace practices and community engagement, we aim to create real pathways for people to participate in—and benefit from—the region's AI-driven growth.

Leading through Action

We joined RE100 and the Asia Clean Energy Coalition (ACEC), stepping up to play an active role in advancing energy transition across every region we operate. We're actively engaged in global industry initiatives like the iMasons Climate Accord, the Open Compute Project (OCP), and are collaborating with peers on sustainability through our role as a founding member in (APAC Data Center Association) APDCA.

In this report, we are reporting our progress against our goals for all material sustainability topics. This year we identified nature and biodiversity as a new material topic and are conducting biodiversity risk assessment across all our operational sites for the first time to begin reporting under the Taskforce on Nature-related Financial Disclosures (TNFD) framework.

As one of the largest Pan-Asia Pacific data center operators and a trusted hyperscaler partner, we're delivering AI-ready campuses while addressing the urgent need for sustainability. We extend our deepest gratitude to our investors, customers, partners, and employees for their unwavering commitment to this shared mission. Together, we are not just building data centers – we are powering the future of AI, shaping a sustainable, resilient digital ecosystem that will transform industries and improve lives for years to come.

We have an extraordinary opportunity to reimagine the future of technology – one that drives progress, champions climate and community, and paves the way for a just, thriving economic future for all.



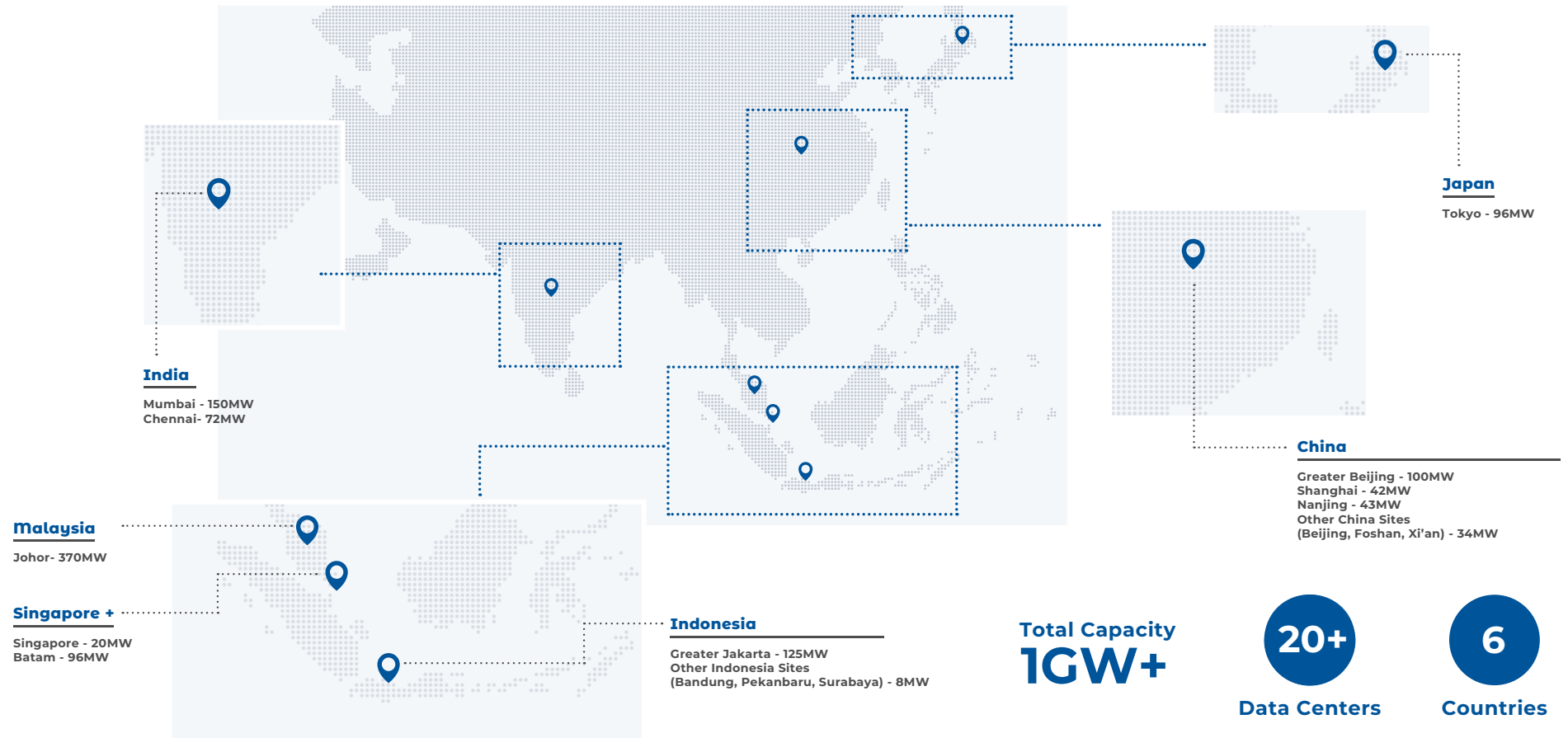
Rangu Salgame

Chairman and CEO,
Princeton Digital Group

About Princeton Digital Group

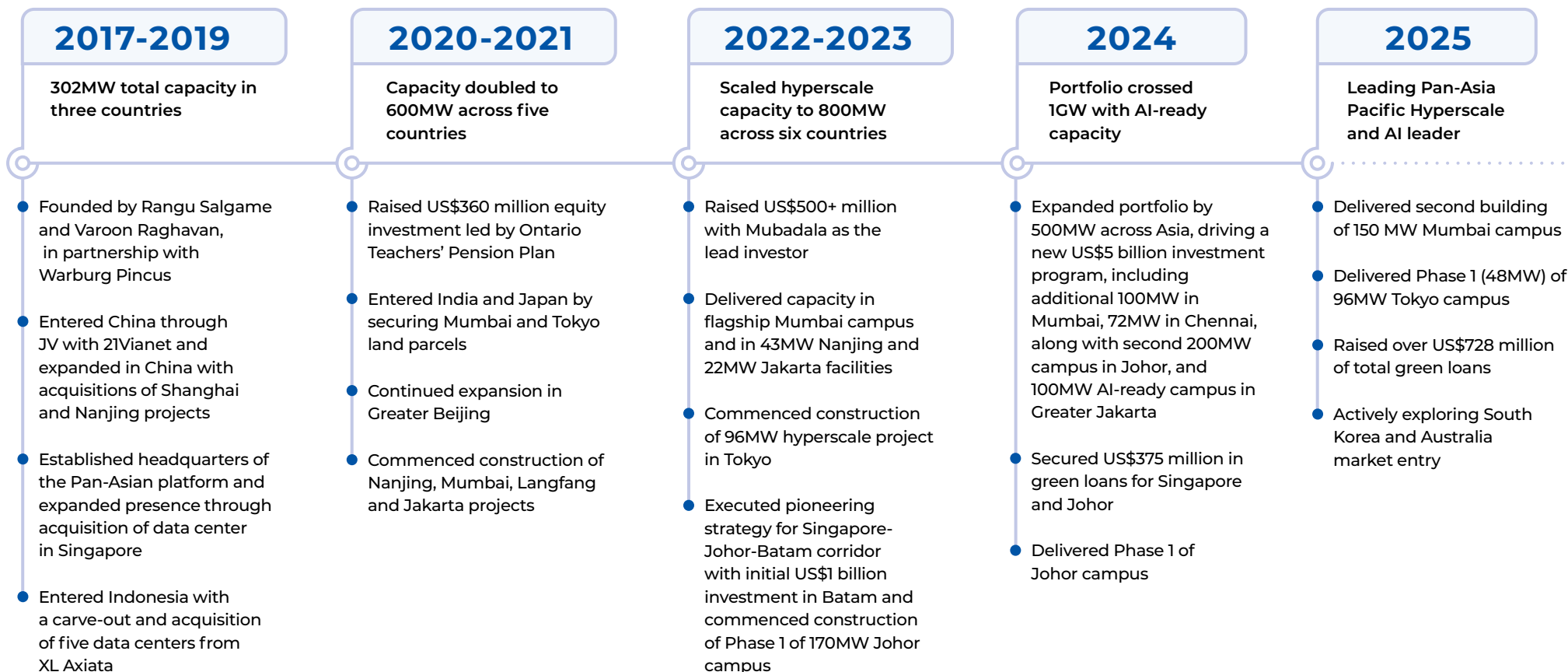
PDG develops and operates scalable, sustainable and standardized data centers in the dynamic digital economies of Asia Pacific, accelerating the growth of cloud and AI for global hyperscalers and enterprises.

Today, our portfolio spans Singapore, Japan, India, Indonesia, China, and Malaysia, with over 1 gigawatt of total IT capacity.



How we got here

Robust portfolio in Asia Pacific's fastest growing markets



The Year at a Glance

2024 marked a defining chapter in our growth journey. We crossed the 1GW milestone in IT capacity across Asia Pacific—an achievement that cements PDG's position as a regional leader. With operations live across all six core markets, PDG is uniquely equipped to meet Asia Pacific's accelerating AI and cloud demands—solidifying our role as the partner of choice for hyperscalers.

Even as we scaled at pace, we remained focused on delivering sustainable, next-generation infrastructure. In 2024, PDG was recognized by leading media and industry associations for our engineering excellence and technology leadership—affirming our role at the forefront of Asia Pacific's AI-powered and low-carbon digital future.

Proven track record of execution across Asia Pacific

PDG's portfolio expands to 1GW+:

As part of a US\$5 billion investment program, we acquired 88 acres of land across Mumbai, Chennai, Johor and Jakarta to develop AI-ready data centers delivering 500MW in IT capacity. These are among the largest AI-ready campuses in the regions, solidifying PDG's leadership position in Asia Pacific.



- **India:**
PDG's flagship Mumbai data center adds 100MW in capacity to become a 150MW campus. With a new 72MW campus in Chennai, our footprint in India has increased to 230MW.



- **Malaysia:**
Johor becomes a 370MW region for PDG with a new 200MW campus.



- **Indonesia:**
The expansion includes a 100MW site in Greater Jakarta.

The Year at a Glance



Tokyo data center launch:

Phase 1 (48MW) of the 96MW TY1 Tokyo data center was launched in April 2025. Located 30km north of central Tokyo in Saitama, TY1 offers excellent stability and scalability in land and power as well as robust connectivity to central Tokyo.

With a US\$1 billion investment, the flagship project is designed to serve high-density rack deployments to meet infrastructure demands of the largest AI and cloud companies.



Second building in Mumbai data center delivered:

The first phase of the second building (DC2) at our flagship 150MW MU1 campus in Airoli, Mumbai was delivered in Q1 2025. The first building of the campus was constructed within 15 months, setting a new benchmark for data center development in India. Designed for high-density deployments, MU1 features hybrid cooling

capabilities and offers AI-ready infrastructure tailored for hyperscaler customers. It is powered by renewable energy from a captive solar plant and is Mumbai's first IGBC Platinum-certified facility.



Greater Beijing data center delivered:

In December 2024, PDG delivered the first phase of the 66MW LF1 project in Langfang, Greater Beijing, China. Situated in the Langfang High-Tech Industrial Development Zone, the campus connects seamlessly to the central Beijing region. Designed for large-scale, high-density deployments, LF1 delivers best-in-class data center solutions tailored for hyperscalers, large enterprises, and AI companies.



PDG acquires Singapore data center:

In August 2024, PDG acquired Yahoo's Singapore data center, SG3.

Yahoo continues to host its infrastructure at SG3, with PDG investing to transform the facility into one with industry-leading efficiency. SG3 further enhances our strategy of industry-leading data centers in Singapore, Batam and Johor.



Johor data center launch:

Phase 1 (60MW) of the state-of-the-art 170MW JH1 data center campus at Sedenak Tech Park in Johor was successfully delivered in the first week of July 2024, just 12 months after groundbreaking.

Among the largest data center campuses in Southeast Asia, JH1 is an integral part of PDG's strategy that enables customers to seamlessly scale their infrastructure from Singapore to across the border in Batam and Johor.

The Year at a Glance

Certifications



MU1, Mumbai

ISO 14001, SOC 1 and SOC 2 Type II, PCI-DSS, OCP Ready™ for HyperScale, IGBC Platinum



SG1, Singapore

PCI-DSS



JH1, Johor

PCI-DSS, OCP Ready™ for HyperScale



TY1, Tokyo

OCP Ready™ for HyperScale, LEED v4 Building Design and Construction: Core and Shell Development Certified



Headquarters, Singapore

LEED GOLD

Awards and recognition



PDG won the **Digital Infrastructure Energy Deal of the Year** award at the **Tech Capital Global Awards 2024**.



SBR Management Excellence Awards recognized PDG's JH1 engineering team for **Data Center - Team of the Year**.



The **2024 W.Media Cloud & Datacenter** awards recognized PDG's Tokyo data center for **Data Center Design & Build** and PDG Japan's Senior Vice President of Engineering, **Imtiaz Issadeen**, for the **Technology Leader** award.



Datacloud Power 50 featured **Rangu Salgame**, Chairman and CEO, in the top 50 most influential figures in shaping the data center industry.



ASSOCHAM recognized PDG's Mumbai data center for **Innovation in Data Center Design & Build**.



PDG was an award recipient of the **AmCham CARES 2025 awards**.



PDG won at the **Tech Capital Global Awards 2025** for **Digital Infrastructure Location** – Johor, Malaysia and was shortlisted for **Digital Infrastructure** project of the year for JH1. **Varoon Raghavan**, co-founder and COO of PDG, was shortlisted for the award for **APAC Digital Infrastructure Leader**.



PDG India's Managing Director **Vipin Shirsat** and VP for Business Development **Keith Klenser** were featured in the **2024 IM100 Awards**.



PDG was shortlisted for the **Digital Infra Growth Story** award and **Rangu Salgame**, Chairman and CEO, was shortlisted for **Leader of the Year**.



PDG won the **Green Project of the Year** at **The Asset Triple A Sustainable Infrastructure Awards 2025**. This recognized PDG's efforts in Malaysia that helped raise **1.28 billion ringgit** in syndicated green term financing and working capital facilities.

Progress on Sustainability

Meeting Our Net Zero Target

100%

of historical Scope 1 emissions offset (2022–2024)

62%

of Scope 2 emissions covered through renewable energy procurement

0.30

Carbon Usage Effectiveness (calculated using Scope 2 market-based emissions)



PDG's First TCFD and TNFD Assessment

TCFD

aligned climate risk assessment first completed in 2024

TNFD

assessment first initiated in 2025, with Nature and Biodiversity added as a material topic

Procurement of Renewable Energy To Date

57%

renewable energy procured through certified RECs in India, Indonesia, China and Malaysia

2,000 solar panels

of 1MWp installed at SH1. Rooftop solar underway at JH1 with 688 kWp capacity.

25-year Solar PPA

secured, sourcing energy from a captive project in India

Biomass Energy

consumed through a partnership with PT Cikarang Listrindo in Indonesia

Health and Safety

TRIR* <1.5

achieved, reflecting our strong commitment to health and safety across all sites

100% ISO 45001

certification across our operational sites

*TRIR – Total Recordable Injury Rate

Enhancing Operational Efficiency

Ongoing deployment of cutting-edge cooling systems to optimize energy use

Memberships and Associations

- Joined RE100 in 2025; actively engaged in OCP Ready™ and iMasons Climate Accord
- Member of industry associations including APDCA, ACCA, and ACEC



Sustainable Financing

\$728 million

in green loans secured for Johor, Singapore, Jakarta, Tokyo and Mumbai projects.

Employee Engagement and Well-Being

34%

growth in employees brought PDG's headcount to 365, with 26% of new hires coming through employee referrals.

4.27/5

engagement score in the employee engagement survey

- 95% participation
- +47 eNPS

25% Women employees

Enhanced Sustainable Procurement

Sustainability criteria embedded in vendor screening and onboarding



Certifications & Awards

Recognized with several sustainability related awards – Tech Capital Awards, ROSPA, ESG Business Awards, and iMasons.

PDG's Sustainability Approach

Our sustainability commitments guide how we grow responsibly, operate efficiently, and deliver lasting value to all stakeholders.

Climate

We are committed to minimizing our environmental impact across the full lifecycle of our data centers—from build to operations—advancing low-carbon, water-efficient, and resource-efficient practices that support a more sustainable future.

Community

We strive to create an inclusive workplace, build strong partnerships, and contribute to the well-being of our customers, suppliers, and the communities we serve.

Conduct

We are guided by strong governance, ethical business practices, and transparent reporting to ensure accountability and responsible decision-making.

PDG's Climate Strategy

Our Vision

Our goal is to operate eco-friendly and energy-efficient data centers to minimize our environmental impact. Across our operations, we prioritize lowering carbon emissions and conserving natural resources. We meticulously track our carbon footprint at our data centers and are committed to a decarbonization journey. Given the energy-intensive nature of data centers, reducing Scope 2 emissions is a critical focus of our sustainability efforts.

Carbon Free Energy & Emission Reduction

- Net Zero Scope 1 & 2 emissions by 2030
- 100% Carbon-Free Energy (CFE) Matching with a target to achieve hourly matching by 2036 (75% – 100%)
- Transition to HVO and low-emission fuels
- Deployment of on-site renewables where feasible
- Progressively increase ratio of renewable energy PPAs and implement regional Energy Attribute Certificate (EAC) strategies

Efficiency in Energy, Water, and Waste

- Design PUE of 1.2-1.4 for all new greenfield projects
- Improve cooling power efficiency by 3% at stabilized assets by 2027
- Continuous WUE tracking and improvement
- Implement waste diversion initiatives at 100% of data centers by 2026

Governance and Monitoring

- Strong governance and monitoring by Sustainability Committee, chaired by the CEO
- Annual sustainability reporting aligned with global frameworks, including GRI, TCFD (Taskforce on Climate-related Financial Disclosures), and TNFD (Taskforce on Nature-related Financial Disclosures).



- Independent third-party assurance of emissions data and renewable energy procurement initiatives

Technology & Innovation for the AI Era

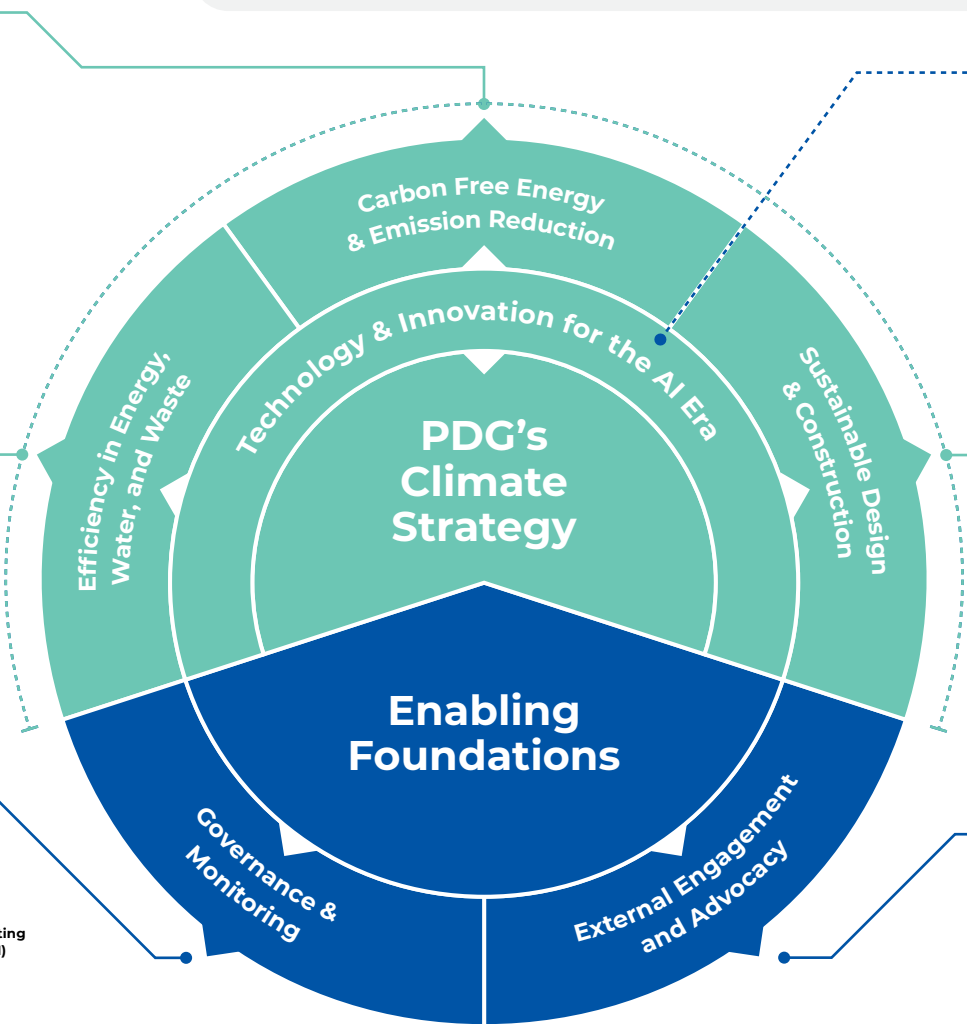
- Deploy advanced, flexible cooling solutions (e.g., liquid, direct-to-chip) to support rising rack densities driven by AI workloads
- Prioritize water-efficient cooling methods, especially in water-stressed regions
- Implement smart energy systems, including modular UPS and AI-driven energy management and predictive maintenance
- Design data centers with flexible cooling systems and enable scalable density based on customer requirements
- Adopt emerging clean energy technologies such as fuel cells and small modular reactors (SMRs) where feasible

Sustainable Design & Construction

- 100% new builds certified to LEED, BCA Green Mark, or equivalent within 18 months of operations
- Embed circular design principles, including embodied carbon reduction and material reuse
- Engage material vendors to promote a cleaner, more sustainable supply chain
- Conduct biodiversity risk assessments for all sites by 2025
- Nature-positive site planning

External Engagement and Advocacy

- Collaborate with relevant stakeholders to accelerate clean energy access
- Be an active and valued member to associations such as RE100, ACEC, APDCA etc
- Promote industry collaboration on sustainability, water stewardship, and circularity



PDG's Approach to Community and Conduct

PDG's approach to Community and Conduct is grounded in responsibility, integrity, and long-term impact.

We uphold the highest standards of ethical conduct across our operations and prioritize the well-being of our people. Health, safety, and inclusion are non-negotiable—we ensure that every employee, partner, and contractor operates in a secure and respectful environment.

By investing in talent development and fostering a values-driven culture, we empower our teams to lead responsibly and contribute meaningfully to the communities we serve, while advancing a more sustainable digital future.

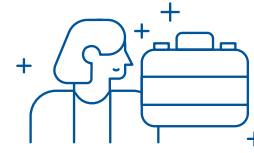
This commitment is structured around four key focus areas:



Health and Safety

Promote and ensure industry leading health and safety practices for all stakeholders

- Achieve and maintain best-in-class safety performance, including TRIR < 1.5 at all sites under construction
- Maintain ISO 45001 certification at 100% of greenfield data centers
- Implement PDG's Health and Safety Framework across the full project lifecycle
- Strengthen monitoring across contractors and service providers during design, build and operations



Empowering People and Communities

Empower employees to build fulfilling and purpose-driven careers while contributing to an inclusive community

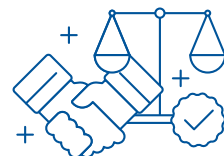
- Attract and retain top talent by supporting employee growth, engagement, and meaningful career pathways
- Promote diverse workforce that advances inclusivity and a sense of belonging within the company
- Build a workplace culture that values wellness as much as performance
- Support local hiring and talent pipelines through internships and educational partnerships



Responsible Supply Chain and Partnerships

Work with suppliers to build a sustainable value chain

- Strategically build sustainable partnerships with suppliers—collaborating to identify and implement next-generation technologies in areas like cooling and energy efficiency that reduce emissions and drive long-term environmental impact
- Engage strategic suppliers in carbon reduction partnerships including efforts to measure and minimize embedded carbon in materials, systems, and construction practices
- Engage key suppliers accounting over 80% of spend by 2030 to decarbonize our value chain



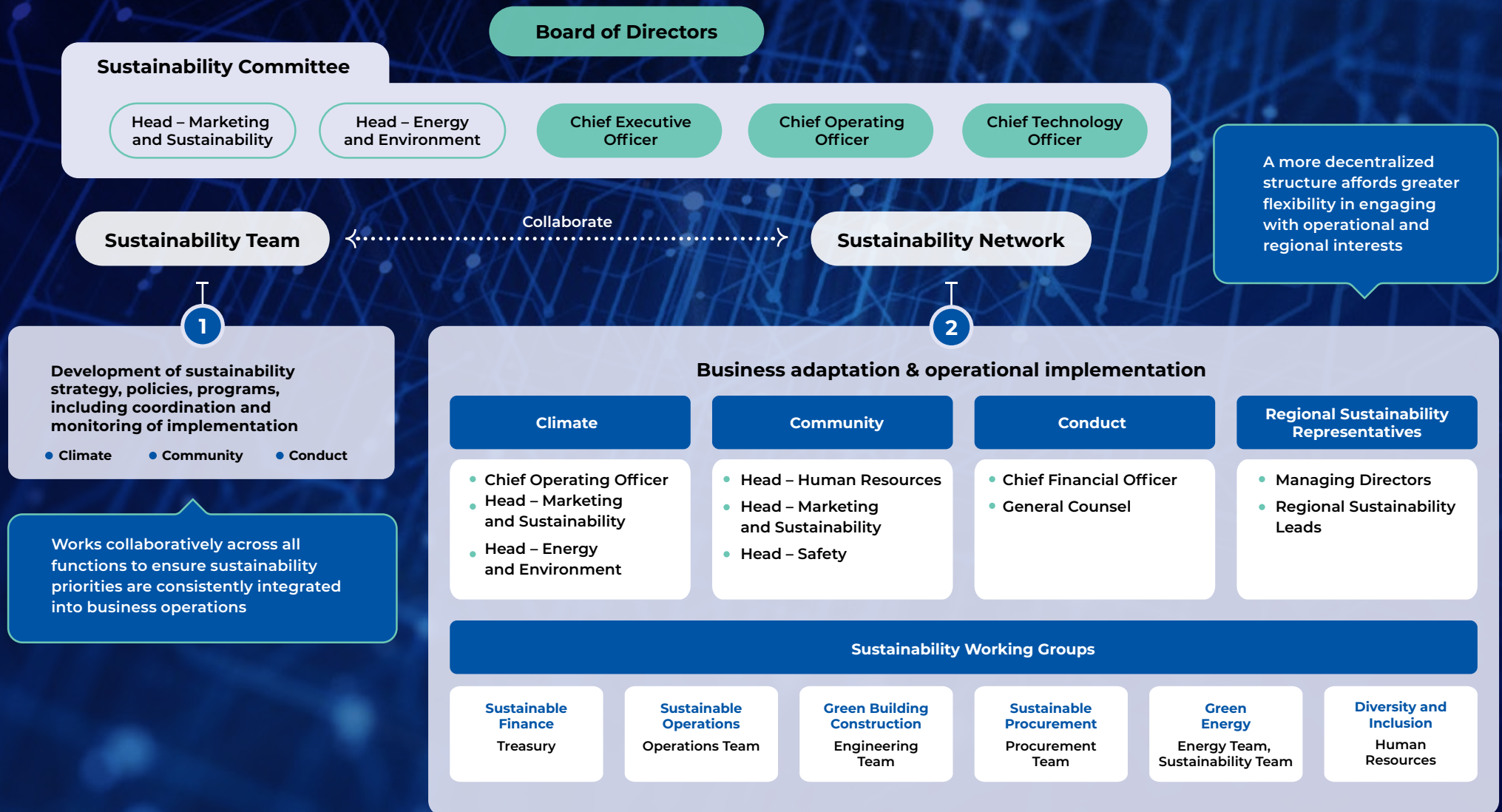
Governance, Integrity and Oversight

Code of Conduct - We practice the highest standards of integrity and business ethics

- Uphold the highest standards of ethical business conduct
- Continue alignment of business practices with relevant international and regional regulatory guidelines and standards

Sustainability Governance Structure at PDG

PDG's sustainability governance integrates strategic oversight with operational execution. Led by the Board and Sustainability Committee, the structure empowers cross-functional and regional teams to embed climate, community, and conduct priorities across the business.



Materiality Assessment: Materiality Matrix

PDG's materiality assessment involves identifying sustainability issues through research and stakeholder feedback, prioritizing them based on internal evaluations, validating them with senior management, and conducting annual reviews to ensure their continued relevance to PDG.












In 2024, we identified 15 material topics, and categorized them into Essential, Fundamental, and Keep in View. Nature and Biodiversity has been added as a new material topic, reflecting the growing global emphasis on nature-positive outcomes and aligning with emerging frameworks like the Taskforce on Nature-related Financial Disclosures (TNFD).

Given our increasing focus on sustainable land use, ecological impact, and water dependencies, biodiversity considerations have become essential to PDG's long-term environmental strategy and stakeholder expectations.








We will continue to review these material topics regularly, particularly when there are significant changes in the business or operational environment of the company.









Materiality Assessment: Climate

Material topic	SDGs supported:	PDG Metrics:	Targets:	Teams in charge
<p>Carbon Management</p>	   	<ul style="list-style-type: none"> • Scope 1 emissions – fuel & gas • Scope 2 emissions – electricity consumption • Scope 3 emissions – purchased goods and services, capital goods, business travel, employee commuting, and downstream leased assets • Quantity and percentage of carbon emissions offset due to initiatives such as procurement of renewable energy • Carbon Usage Effectiveness (CUE), based on Scope 2 market-based emissions 	<ul style="list-style-type: none"> • Net Zero for Scope 1 and Scope 2 emissions by 2030 • Progressively track and reduce embodied carbon at our data centers • Achieve 100% carbon-free energy for all facilities <ul style="list-style-type: none"> • Annual matching by 2026 • Quarterly matching by 2028 • Monthly matching by 2030 • End-2032: 75% - 100% carbon-free energy on a weekly basis • End-2034: 75% - 100% carbon-free energy on a daily basis • End-2036: 75% - 100% carbon-free energy on an hourly basis 	<p>Sustainability, Energy, Engineering, Operations</p>
<p>Energy Transition and Efficiency</p>	   	<ul style="list-style-type: none"> • Percentage of renewable energy usage • Energy intensity/PUE • Improvement in PUE 	<ul style="list-style-type: none"> • Improve PUE by reducing cooling power by 3% for stabilized assets by 2027 • Evaluate and enable new technologies and innovation to improving energy efficiency 	
<p>Green Building, Design and Construction</p>	  	<ul style="list-style-type: none"> • Percentage of greenfield data centers certified with sustainability certifications • Design PUE of greenfield data centers • Percentage of feasible data centers with renewable energy installations • Percentage of data centers with flexible cooling design for high density deployments 	<ul style="list-style-type: none"> • Ensure 100% greenfield data centers are certified with leading sustainability certifications within 18 months of operations • Ensure 100% of greenfield data centers have a design PUE of 1.2-1.4 • Achieve renewable energy installations at 100% of feasible data centers by 2027 • Ensure 100% of data centers are designed with flexible cooling systems and enable scalable density based on customer requirements 	<p>Engineering, Operations</p>





Materiality Assessment: Climate

Material topic	SDGs supported:	PDG Metrics:	Targets:	Teams in charge
<p>Water Stewardship</p>	 	<ul style="list-style-type: none"> • Water Intensity/WUE • Number of water-related initiatives in high-consumption or water-stressed markets 	<ul style="list-style-type: none"> • Continuously upgrade operations to reduce water consumption through recycling and water-efficiency initiatives • Track and improve WUE at all operating sites 	<p>Engineering, Operations</p>
<p>Nature and Biodiversity Stewardship</p>	  	<ul style="list-style-type: none"> • Percentage of sites assessed for biodiversity 	<ul style="list-style-type: none"> • Conduct biodiversity risk assessment for 100% of sites by 2025 	<p>Sustainability</p>
<p>Waste Management</p>	 	<ul style="list-style-type: none"> • Percentage of data centers implementing waste diversion initiatives 	<ul style="list-style-type: none"> • Ensure 100% of data centers implement waste diversion initiatives by 2026 	<p>Operations</p>






Materiality Assessment: Community

Material topic	SDGs supported:	PDG Metrics:	Targets:	Teams in charge
Health and Safety	 	<ul style="list-style-type: none"> Number of safe man hours Percentage achievement of ISO 45001 certification across portfolio Total Recordable Injury Rate (TRIR) 	<ul style="list-style-type: none"> To be the leader within our industry by protecting the health and safety of PDG’s employees, contractors, and customers Ensure a hazard-free work environment and provide appropriate instruction to minimize risk exposure 100% of greenfield data centers to be ISO 45001 certified Achieve TRIR 1.5 or less at all data centers under construction 	Health and safety
Talent Development, Employee Engagement and Well-being	 	<ul style="list-style-type: none"> Percentage of employees receiving regular performance and career development reviews Number of total employees and referral rates Employee engagement participation rate, engagement score and eNPS 	<ul style="list-style-type: none"> Provide a platform to build compelling careers that help employees achieve their aspirations 100% of employees receive regular performance and career development reviews Maintain high employee engagement survey participation rates and scores 	Human Resources
Diversity and Inclusion	 	<ul style="list-style-type: none"> Percentage of employees by gender Enabling policies to promote diversity and inclusion (i.e. maternity/paternity leaves, flexible working hours) Industry initiatives on diversity supported 	<ul style="list-style-type: none"> Practice non-discrimination and equal opportunity Continue improving and reporting on diversity metrics Support at least one diversity and inclusion initiative within industry 	Human Resources





Materiality Assessment: Community

Material topic	SDGs supported:	PDG Metrics:	Targets:	Teams in charge
<p>Sustainable Supply Chain</p>	  	<ul style="list-style-type: none"> Percentage of tenders evaluated using PDG’s procurement evaluation matrix that includes sustainability criteria Percentage of suppliers complying with PDG’s Supply Chain Code of Conduct 	<ul style="list-style-type: none"> Ensure 100% of new suppliers are reviewed using sustainability criteria. Ensure 100% of suppliers sign PDG’s Supplier Code of Conduct. Engage with vendors for Scope 3 accounting on an annual basis: <ul style="list-style-type: none"> Engage with top 10-20 vendors accounting for 40–50% of spend by 2026 Systematically engage with all significant suppliers accounting for over 80% of spend by 2030 	<p>Procurement, Sustainability</p>
<p>Community Engagement</p>		<ul style="list-style-type: none"> Number of initiatives to engage local communities 	<ul style="list-style-type: none"> Engage regularly with local communities to drive long-term value together, primarily in talent upskilling and environmental initiatives Implement at least one community impact initiative annually in each of PDG’s operating regions 	<p>Regional teams</p>

Materiality Assessment: Conduct

Material topic	SDGs supported:	PDG Metrics:	Targets:	Teams in charge
<p>Meeting Customer Sustainability Goals</p>	  	<ul style="list-style-type: none"> Percentage of customers offered renewable energy options Active engagement with customers on sustainability initiatives 	<ul style="list-style-type: none"> Facilitate access to renewable energy solutions for 100% of customers Maintain transparent sustainability engagement and reporting with customers 	<p>Sales, Sustainability</p>
<p>Governance, Transparency, Business Ethics and Integrity</p>	 	<ul style="list-style-type: none"> Communication and training about anti-corruption policies and procedures to employees Internal and external stakeholder reporting Percentage of countries of operation with anti-corruption risk assessment completed Percentage of workforce trained on ethics and compliance Number of employees trained on the topics of child labor, forced labor and modern slavery issues 	<ul style="list-style-type: none"> Uphold the highest standards of integrity in all business conduct Ensure and promote a consistent ethical culture within the company Align practices with global and local regulatory standards Ensure 100% of regions of operation complete anti-corruption risk assessment annually Continue to provide annual training to 100% of employees on key risk and compliance areas, including anti-corruption, bribery, fraud, sanctions, money laundering, conflicts of interest (and related disclosure requirements), data security and privacy, and the whistleblowing policy Conduct periodic reviews of control procedures across 100% of PDG's operations Maintain the existing process for remediating whistleblower complaints 	<p>Legal</p>

Materiality Assessment: Conduct

Material topic	SDGs supported:	PDG Metrics:	Targets:	Teams in charge
<p>Privacy and Data Security</p>	 	<ul style="list-style-type: none"> • Number of substantiated complaints concerning breaches of customer privacy and losses of customer data • Achievement of ISO 27001 certification 	<ul style="list-style-type: none"> • Continue to train 100% of employees annually on data security and privacy • Conduct periodic reviews of control procedures across 100% of PDG's operations • Maintain ISO 27001 certification at 100% of operational greenfield data centers 	<p>IT, Legal</p>
<p>Business Resilience and Climate Risk Management</p>	 	<ul style="list-style-type: none"> • Percentage or number of data center sites assessed for climate-related physical and transition risks 	<ul style="list-style-type: none"> • Ensure continuous, reliable operations while minimizing environmental impact and adapting to climate-related challenges. 	<p>Sustainability</p>

Stakeholder Engagement

We recognize our stakeholders as vital partners in our journey as a global blue-chip company. We foster collaboration and deepen mutual understanding on sustainability through multi-stakeholder forums, surveys, and on-site engagements.

Stakeholders	Topics discussed	Mode of engagement
Shareholders/Investors	<ul style="list-style-type: none"> Financial performance Business performance and outlook Growth strategy Sustainability strategy 	<ul style="list-style-type: none"> Board meetings Site visits Regular management meetings
Employees	<ul style="list-style-type: none"> Learning and development Health and wellness Employee engagement Diversity and inclusion 	<ul style="list-style-type: none"> Internal communications Wellness and recreational activities Team building activities Regular town hall meetings Employee engagement surveys Performance and career development reviews
Customers	<ul style="list-style-type: none"> Health and safety Sustainability Expansion plans Construction and operational best practices 	<ul style="list-style-type: none"> Regular customer meetings Customer satisfaction surveys Website, social media updates Industry events Marketplaces (online platforms for data centers)
Suppliers/Vendors	<ul style="list-style-type: none"> Expansion plans Health and safety guidelines Innovation in the supply chain PDG sustainability initiatives related to suppliers and vendors 	<ul style="list-style-type: none"> Supplier/vendor screening process (Supplier Code of Conduct, Supplier Onboarding Form, and Vendor Screening Form including sustainability criteria) Audits Site visits Regular meetings
Industry	<ul style="list-style-type: none"> Market overview and trends Sustainability Operational efficiency 	<ul style="list-style-type: none"> Industry events Analyst meetings iMasons Climate Accord OCP (Open Compute Project) <p>Association memberships such as:</p> <ul style="list-style-type: none"> ACCA (Asia Cloud Computing Association) APDCA (Asia Pacific Data Centre Alliance) ACEC (Asia Clean Energy Coalition)

Climate

A low-angle, upward-looking shot of a massive, modern conservatory. The structure is composed of a complex, grid-like steel framework supporting a vast glass roof. The perspective is from below, looking up at the ceiling, which creates a sense of height and scale. In the lower portion of the frame, a curved, elevated walkway with a glass railing is visible, where several people are walking. Below the walkway, a dense, lush garden of various tropical plants and trees is visible. The overall atmosphere is bright and airy, with natural light filtering through the glass panels.

Driving Decarbonization and Energy Efficiency Across Our Platform

Key Focus Areas & Targets

Net Zero Commitment

Achieve **Net Zero Scope 1 & 2 emissions** by 2030

Build for Efficiency

Ensure greenfield DCs meet **design PUE of 1.2–1.4**

Achieve 100% Carbon-Free Energy through:

- Annual matching by 2026
- Quarterly matching by 2028
- Monthly matching by 2030
- Weekly matching by 2032 (75% – 100%)
- Daily matching by 2034 (75% – 100%)
- Hourly matching by 2036 (75% – 100%)

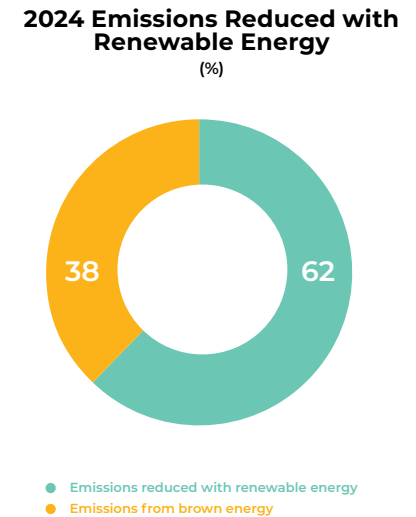
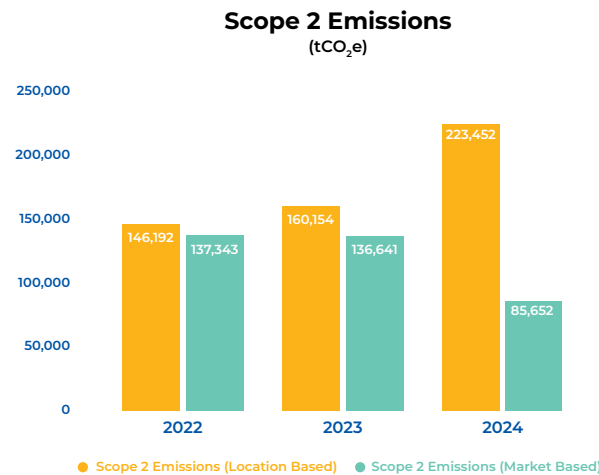
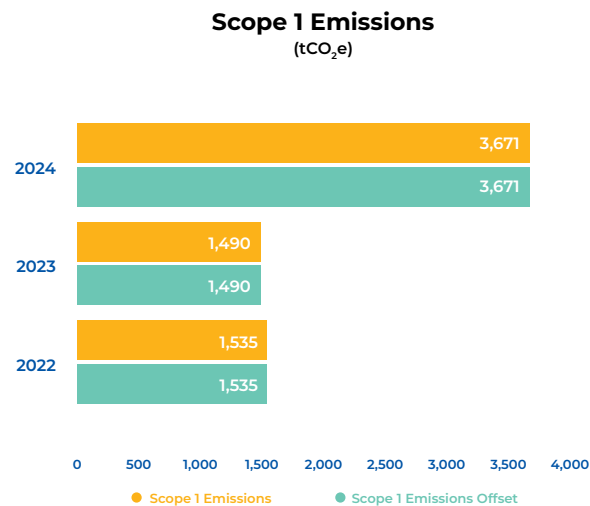
Energy Efficiency

- Improve **PUE by 3%** for stabilized assets by 2027
- Implement solar rooftop projects at **100% of feasible DCs by 2027**
- Design 100% of PDG data centers with **flexible cooling systems** to support scalable density

Carbon Management and Net Zero Progress

Net Zero Commitment Achieve Net Zero Scope 1 & 2 emissions by 2030

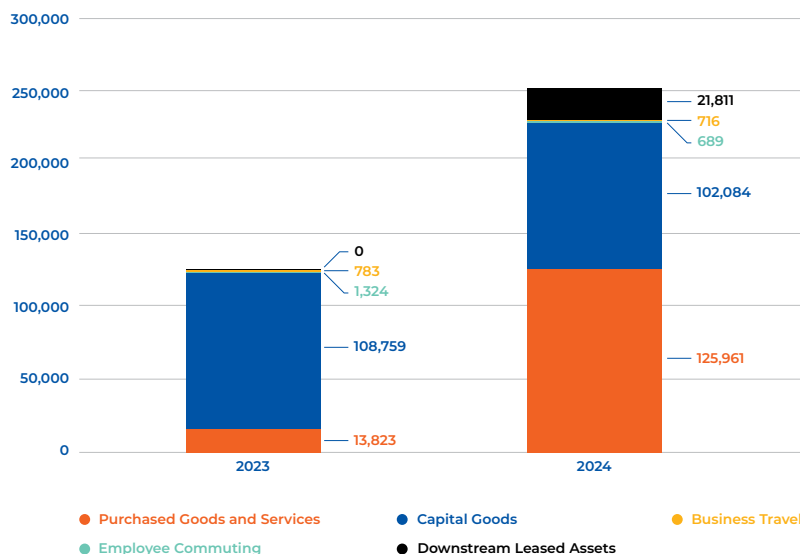
Scope 1 and 2 emissions increased in 2024 as we expanded our operations. To address this, we fully offset our Scope 1 emissions from 2022 to 2024 using high-quality carbon credits. For Scope 2 emissions, we incorporated solar and biomass energy into our energy mix and matched 57% of our total electricity consumption with renewable energy, resulting in a 62% reduction in total Scope 2 emissions.



- Scope 1 emissions – Emissions from fuels and gases such as diesel and refrigerants. Calculated using the 2024 Emission Factors provided by the UK’s Department for Environment, Food & Rural Affairs (DEFRA). High-quality carbon credits were purchased to offset Scope 1 emissions for the years 2022 to 2024.
- Scope 2 emissions – Emissions from electricity consumption. Calculated using emission factors from the International Energy Agency (IEA) for India, Indonesia, Singapore, and Japan; Cikarang Listrindo (for JC Campus, Indonesia); the Energy Commission of Malaysia (for Malaysia); and the Ministry of Ecology and Environment of the People’s Republic of China (for China).

Carbon Management and Net Zero Progress

Scope 3 Emissions
(tCO₂e)



In 2024, our Scope 3 emissions increased primarily due to higher spending to support our expansion. We also began reporting emissions from downstream leased assets, as customers assumed ownership of the electricity consumed in leased spaces and started accounting for the associated emissions in their Scope 2. PDG matched 20% of that electricity consumption with renewable energy, helping to reduce the corresponding emissions footprint.

Scope	Description	2024 Emissions (tCO ₂ e)
Scope 1 Direct GHG emissions from our operations	Combustion of diesel fuel for backup generators	3,671
	Fugitive emissions from refrigerants	
Scope 2 Indirect GHG emissions from purchased electricity	Electricity consumption	Location-based: 223,452 Market-based: 85,652
Scope 3 Other indirect GHG emissions across our value chain	Category 1: Purchased Goods & Services	125,961
	Category 2: Capital Goods	102,084
	Category 6: Business Travels • Air travel and rail travel only	716
	Category 7: Employee Commuting • Employee commuting to and from worksite	689
	Category 13: Downstream Leased Assets • Indirect emissions from customers' electricity consumption (confirmed customer ownership)	21,811 (of which 4,348 tCO ₂ e matched with renewable energy)

- **Scope 1 emissions** – Emissions from fuels and gases such as diesel and refrigerants. Calculated using the 2024 Emission Factors provided by the UK’s Department for Environment, Food & Rural Affairs (DEFRA). High-quality carbon credits were purchased to offset residual Scope 1 emissions for the years 2022 to 2024.
- **Scope 2 emissions** – Emissions from electricity consumption. Calculated using emission factors from the International Energy Agency (IEA) for India, Indonesia, Singapore, and Japan; Cikarang Listrindo (for JC Campus, Indonesia); the Energy Commission of Malaysia (for Malaysia); and the Ministry of Ecology and Environment of the People’s Republic of China (for China).
- **Scope 3 emissions** – Emissions from purchased goods and services, capital goods, business travel (air and rail travel only), employee commuting, and downstream leased assets. Categories 1 and 2 (Purchased Goods and Services, and Capital Goods) are calculated using a spend-based methodology, with emission factors sourced from the US EPA Supply Chain Factors Dataset V1.3 (NAICS-6). Categories 6 (Business Travel) and 7 (Employee Commuting) are calculated using a distance-based methodology, applying the 2024 emission factors published by DEFRA. Employee commuting is estimated based on the distance between each employee’s residential address and main worksite. The calculation covers 365 employees and 17 interns, with full-year employment assumed for all. Workday assumptions are based on the regional flexible work policy, while transport mode assumptions were informed by credible third-party regional surveys or national statistics in [Singapore](#), [Japan](#), [India](#), [Indonesia](#), and [Malaysia](#). In China, transport mode assumptions were informed by an employee survey. The decrease in Category 7 emissions from the prior year reflects refinements in methodology, including updated employee addresses and transport mode assumptions. Category 13 (Downstream Leased Assets) includes only electricity consumption in leased spaces where customers have confirmed ownership of the emissions as part of their Scope 2 emissions.

Our Decarbonization Plan

PDG is unwavering in our commitment to achieve Net Zero Scope 1 and 2 emissions by 2030. Our decarbonization strategy combines innovation and impact—from fuel-switching pilots and carbon-free energy procurement to the use of high-quality offsets—ensuring our operations not only meet global climate goals but actively support the transition to greener grids across Asia Pacific.

Three key focus areas driving our strategy:

- **Mitigating Scope 1 emissions**

As part of our Scope 1 mitigation strategy, we are reducing direct emissions at the source. We are piloting the use of hydrotreated vegetable oil (HVO) to replace conventional diesel in our backup generators, and preparing trials of hydrofluoroolefins (HFOs) as alternatives to hydrofluorocarbons (HFCs) with high global warming potential in our cooling systems.

To address residual emissions in the near term, we invest in high-quality carbon offsets that meet our criteria for additionality, permanence, leakage mitigation, and verification—aligned with criteria set by leading hyperscalers. We also prioritize geographic alignment of our offset purchases to ensure mitigation efforts are tied to the locations where emissions occur.

- **Mitigating Scope 2 emissions**

We prioritize long-term Power Purchase Agreements (PPAs) that enable the addition of new carbon-free energy to the grid, while actively co-investing in renewable energy projects. By securing these PPAs, we not only ensure price stability and supply assurance, but also play a catalytic role in accelerating renewable energy development across our operating regions. This remains our top priority as we continue to increase the share of clean energy in our energy portfolio.

Where PPAs are not feasible or commercially prudent, we adopt a strategic approach through the use of Renewable Energy Certificates (RECs) or Time-based Energy Attribute Certificates (TEACs). These purchases are geographically aligned with our emissions footprint, ensuring our energy sourcing contributes directly to decarbonizing the grids in which we operate.

- **Managing Scope 3 emissions**

To manage our Scope 3 emissions, we conduct supplier assessments using sustainability criteria and will be expanding engagement with suppliers to identify and implement emissions reduction opportunities across our value chain. This includes promoting transparency, supporting capacity building, and aligning expectations around climate performance.

Additionally, as customers account for electricity use in leased spaces under their Scope 2 inventories, we include this consumption in our Scope 3. To help mitigate these emissions, we offer carbon-free energy options and renewable energy certificates (RECs), enabling customers to reduce their environmental impact while reinforcing our broader decarbonization efforts.

Mitigating Scope 1 Carbon Emissions with HVO

We are actively addressing Scope 1 emissions from our operations across regions, with a focus on a key challenge: backup power generation.

As a renewable, low-carbon biofuel made from treated vegetable oils or animal fat, Hydrotreated Vegetable Oil (HVO) has the potential to decarbonize backup power generation by providing a cleaner alternative to traditional diesel fuel.

The HVO revolution:

- Clean combustion, delivering up to 90% reduction in lifecycle carbon emissions and up to 60% lower hydrocarbon emissions than diesel
- Emits lower air pollutants like particulates and nitrogen oxides
- Matches diesel performance to deliver reliable backup power with superior cold-start capabilities and long shelf life

HVO enables data centers to meet emission targets while retaining reliability and supporting a circular economy.

Case Study: HVO Pilot Project at JC2 Cibitung data center

PDG and Pertamina Patra Niaga have launched a pilot project at JC2, Cibitung Data Center using Pertamina's Hydrotreated Vegetable Oil (HVO), also known as Pertamina Renewable Diesel (Pertamina RD).

We have confirmed HVO compatibility with our generators while comparing its performance, fuel consumption, and emissions against conventional diesel. Pertamina provided technical expertise, resources, sampling, and laboratory analysis to ensure robust and credible results.

The pilot project demonstrates that HVO is a renewable fuel alternative to diesel, offering superior generator performance without requiring engine configuration adjustment or additional infrastructure investment. Following this success, we plan to scale up the adoption of HVO across the region with support from Pertamina Patra Niaga, starting with our Jakarta Bintaro data center, JB1.



Mitigating Scope 1 Carbon Emissions with Offsets

PDG invests in high-quality nature-based and technology-based carbon offset projects to mitigate both historical and present-day residual Scope 1 emissions.

In selecting nature-based and technology-based carbon offset projects, we apply stringent criteria aligned with definitions of high-quality offsets established by our hyperscaler customers. We also prioritize geographic alignment between emissions sources and offset locations to maximize environmental and social integrity.

We define high-quality offset projects according to the following criteria:

- **Additionality:** Emissions reductions or removals would not have occurred without the offset project
- **No Leakage:** Emissions reductions in one area do not inadvertently cause increases elsewhere
- **Permanence:** Carbon sequestration is durable, with minimal risk of reversal
- **Scalability:** Solutions can be deployed at a meaningful scale to deliver broad impact
- **Commercial Availability:** Solutions are technically mature and ready for large-scale deployment
- **Affordability:** Projects remain cost-effective without compromising quality
- **Verifiability:** Emissions reductions are validated by independent third parties

By applying these criteria, our offset strategy ensures credibility, effectiveness, and impact, while mitigating residual Scope 1 emissions. This approach strengthens our net-zero commitment, maintains environmental integrity, and aligns with best-in-class industry practices.

Offsetting Historical Scope 1 Emissions

In 2024, we invested strategically in high-integrity carbon offset projects in Singapore, Malaysia, and Indonesia that support both carbon sequestration and avoidance to fully offset our historical Scope 1 emissions—all emissions generated between 2022-2024.

Through these diverse and high-quality offset projects, we have taken meaningful steps to address our historical Scope 1 emissions while supporting sustainable development and climate resilience across Asia.

Singapore: ODS Destruction Carbon Offsets

Carbon offset: 1,834 tCO₂e (2022-2024)

Our partnership with A-Gas Singapore addresses some of the most potent greenhouse gases through the collection and destruction of Ozone-Depleting Substances (ODS).

These substances are collected from decommissioned refrigeration systems and old stockpiles in compliance with regulations of Singapore’s National Environment Agency.

The methodology of this project—featuring comprehensive tracking from recovery to destruction using United Nations-approved Technical and Economic Assessment Panel (TEAP)-certified technology—is recognized by the Carbon Credit Program (CCP) and the Carbon Offsetting and Reduction Scheme for International Aviation (CORSIA), demonstrating high technical integrity.

As one of the first such projects outside the United States, PDG is supporting the scaling of this critical climate solution across Asia.

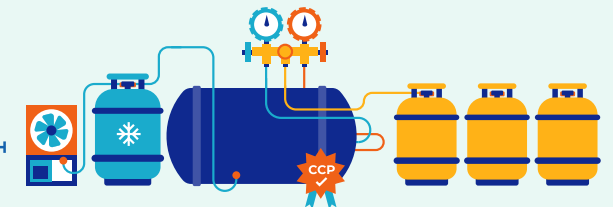
1 Effects of ODS

- Global Warming Potential of ODS can be 10,000 times greater than CO₂
- Though ODS is banned under the Montreal Protocol, stockpiles still leak into the atmosphere, accelerating climate change.



2 Scalable Gold-Standard Carbon Offsets

- A-Gas recovers ODS in Singapore under National Environment Agency (NEA) compliance.
- Delivers permanent, measurable, and additional emissions reductions—qualifying as one of the first Core Carbon Principles (CCP)-approved projects.



3 Managing ODS safely

- The collected gases are consolidated and transported to a UN-certified plasma arc destruction facility in Ohio.
- Few destruction facilities exist (mostly in the U.S.), requiring complex hazardous waste permits for international shipping.

Indonesia:
Katingan Peatland Restoration and Conservation Project (VCS 1477)

Carbon offset: 4,811 tCO₂e (2022-2024)

The Katingan Peatland Restoration and Conservation Project protects and restores 149,800 hectares of critical peatland ecosystems in Central Kalimantan, Indonesia. Peatlands are among the world's most efficient carbon sinks, storing more carbon by weight than any other vegetation type.

This project prevents the release of over 7.4 million tonnes of CO₂ equivalent (tCO₂e) annually by protecting lands that were originally slated for conversion to industrial timber plantations.

The project has received an "AA" rating from Sylvera and is recognized as one of the best-implemented REDD+ projects globally with a conservative baseline that minimizes the risk of over-crediting.



Malaysia:
Kuamut Rainforest Conservation Project (VCS 2609)

Carbon offset: 50 tCO₂e (2024)

The Kuamut Rainforest Conservation Project protects and restores 83,381 hectares of tropical forest in Sabah, Malaysian Borneo.

Prior to the project's implementation, this area had been repeatedly logged and was designated for further commercial exploitation.

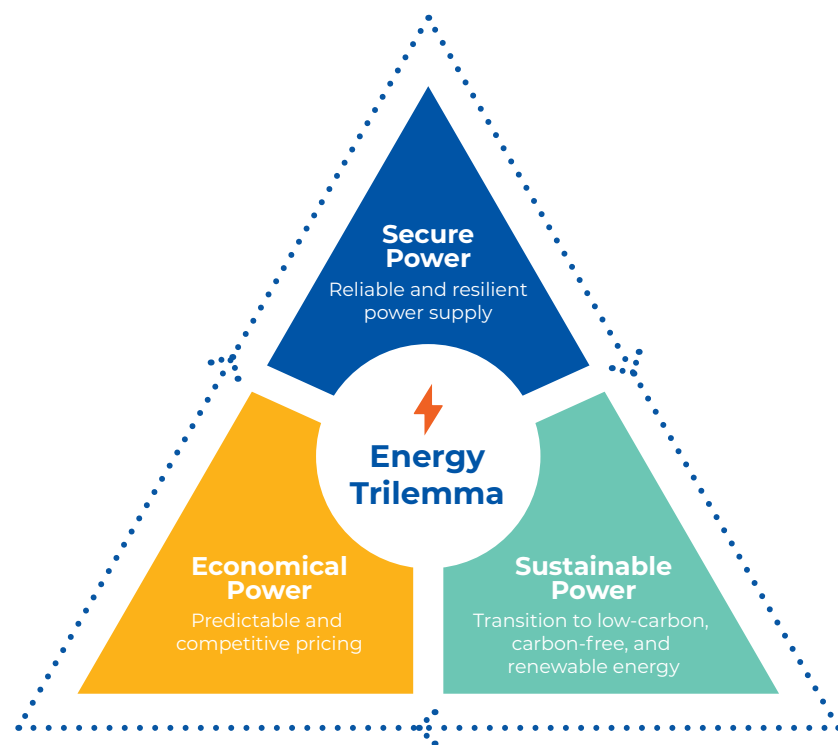
This crucial conservation initiative is expected to prevent over 14 million tonnes of CO₂ equivalent (tCO₂e) over its 30-year lifetime. It has received an "A" rating from both BeZero (the highest of any Improved Forest Management project in the world) and Sylvera.

As one of the few Improved Forest Management (IFM) projects and the first forestry project in Malaysia, this project represents a pioneering effort in forest conservation in the region.



Using Carbon-free Energy

The most important area of our decarbonization strategy is the transition to carbon-free energy at scale. We are accelerating the transition to a carbon-free energy future while ensuring reliability, affordability, and sustainability, thus helping our customers navigate the energy trilemma.



PDG is adopting a dual-pronged approach:

- Securing power purchase agreements (PPAs) that bring new carbon-free energy to the grid whenever feasible; and
- Procuring time-based energy attribute certificates (TEACs) when PPAs are neither prudent nor possible within the grids of our operation

Beyond sourcing carbon-free energy, we take a proactive approach to understanding and addressing real-world grid constraints—by time of day, season, and location. Where limitations exist, we work closely with utility partners to co-develop solutions that strengthen local grid reliability rather than simply drawing power. This strategy turns overlooked or underutilized land into viable, power-secure sites, enabling faster development, lower project risk, and smarter site selection across our portfolio.

We have embarked on an ambitious 24x7 carbon-free energy journey, aspiring to match our electricity consumption with carbon-free sources at increasingly granular levels:

- End-2026: 100% carbon-free energy on an annual basis
- End-2028: 100% carbon-free energy on a quarterly basis
- End-2030: 100% carbon-free energy on a monthly basis
- End-2032: 75% - 100% carbon-free energy on a weekly basis
- End-2034: 75% - 100% carbon-free energy on a daily basis
- End-2036: 75% - 100% carbon-free energy on an hourly basis

PDG's carbon-free energy strategy is designed to provide customers with a resilient, sustainable power supply that balances environmental responsibility with economic and technical feasibility.

What's ahead – The 24x7 carbon-free energy roadmap

To complement our clean energy strategy, PDG is advancing a rigorous 24x7 carbon-free energy roadmap—designed to match electricity consumption with carbon-free energy every hour of every day. The key milestones are:

By progressively aligning our energy use with real-time clean energy availability, PDG is moving toward a future where our operations are powered entirely by carbon-free sources—every hour, everywhere. This holistic approach—combining 24x7 carbon-free energy sourcing, strategic REC and TEAC purchases, fuel switching and high-quality offsets underscores PDG's leadership in driving the data center industry's transition to a truly net-zero future.

100% carbon-free energy on an **annual** basis

100% carbon-free energy on a **monthly** basis

75% - 100% carbon-free energy on a **daily** basis

BY THE
END OF

..... 2026

2028

2030

2032

2034

2036

100% carbon-free energy on a **quarterly** basis

75% - 100% carbon-free energy on a **weekly** basis

75% - 100% carbon-free energy on an **hourly** basis

Mitigating Scope 2 Emissions with Carbon-Free Energy

Case Study: Laying the Groundwork for Time-Matched Clean Energy at MU1, Mumbai

At our Mumbai data center, PDG partnered with Flexidao and Tata Power Renewable Energy Limited (TPREL) to achieve time-matched carbon-free energy (CFE) consumption. This initiative underscores PDG's commitment to integrating innovative energy solutions and supporting India's clean energy transition.

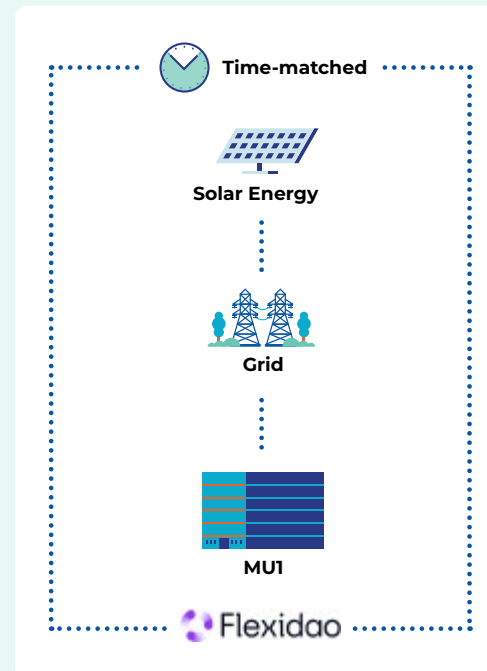
To realize this goal, PDG needed to establish a scalable infrastructure for granular data management—automating electricity meter data collection, performing time matching between consumption and renewable production under our supply contract, and substantiating hourly matching claims, all on a recurring basis.

Flexidao provided its clean energy intelligence platform and advisory support to help achieve this ambitious target. Flexidao guided PDG through emerging global standards for hourly matching and worked with other stakeholders, such as system integrators, to streamline data collection. This was critical to future-proofing PDG's energy strategy and enhancing internal expertise.

With Flexidao's digital tools, PDG can now track and verify clean energy procurement on a time-matched basis. This ensures that electricity consumed at MU1 aligns with India's evolving renewable energy landscape, bringing greater transparency and accountability to our sustainability efforts. The partnership enhances generation and

load-matching strategies, advancing toward a reliable, round-the-clock clean energy supply for the data center.

Through this collaboration, PDG is pioneering a scalable approach to 24x7 CFE in India, setting a new benchmark for the industry. By integrating advanced tracking technologies with robust renewable energy procurement, we are moving closer to our Net Zero commitments while contributing to India's ambitious decarbonization goals.



An Adaptive Approach to Procuring Clean Energy

Recognizing that energy markets vary significantly, we tailor our carbon-free energy procurement to the most cost-effective means available in each region we operate in. This flexible model allows us to optimize our approach—whether through Power Purchase Agreements (PPAs), credible Renewable Energy Certificates (RECs), or grid decarbonization initiatives—to align with local market conditions and sustainability goals.

- Prioritize Power Purchase Agreements (PPAs):**
 We place strategic emphasis on long-term PPAs that add new renewable energy capacity to the grid. These agreements are a cornerstone of our decarbonization strategy, enabling direct carbon footprint reduction while advancing clean energy infrastructure in the regions we serve.
- Strengthen local renewable energy procurement:**
 To maximize sustainability impact, we conduct robust evaluations of each REC's credibility and environmental benefit. Preference is given to long-term, high-quality projects that contribute to local energy security and align closely with our consumption footprint—ensuring both environmental and grid-level coherence.
- Collaborate with advocacy groups and local stakeholders:**
 In regions where scalable carbon-free energy is not yet viable, we collaborate with governments, utilities, and advocacy organizations to help advance enabling policies and infrastructure development.

At PDG, we are focused on balancing immediate action with long-term transformation. While we work to reduce our current carbon footprint, we are also laying the foundation for a decarbonized digital future across Asia Pacific. As regional clean energy markets continue to mature, we are well-positioned to scale our efforts in alignment with evolving national targets.

Decarbonizing JH1, Johor facility

As part of our carbon-free strategy, we combine on-site generation with access to off-site carbon-free energy to support both immediate and long-term decarbonization goals at our JH1, Johor facility.

The transformative initiatives are aimed at delivering responsible and future-ready infrastructure.

- Deploying rooftop solar photovoltaic (PV) system and electric vehicle (EV) infrastructure
- Participating in Malaysia's Corporate Renewable Energy Supply Scheme (CRESS)

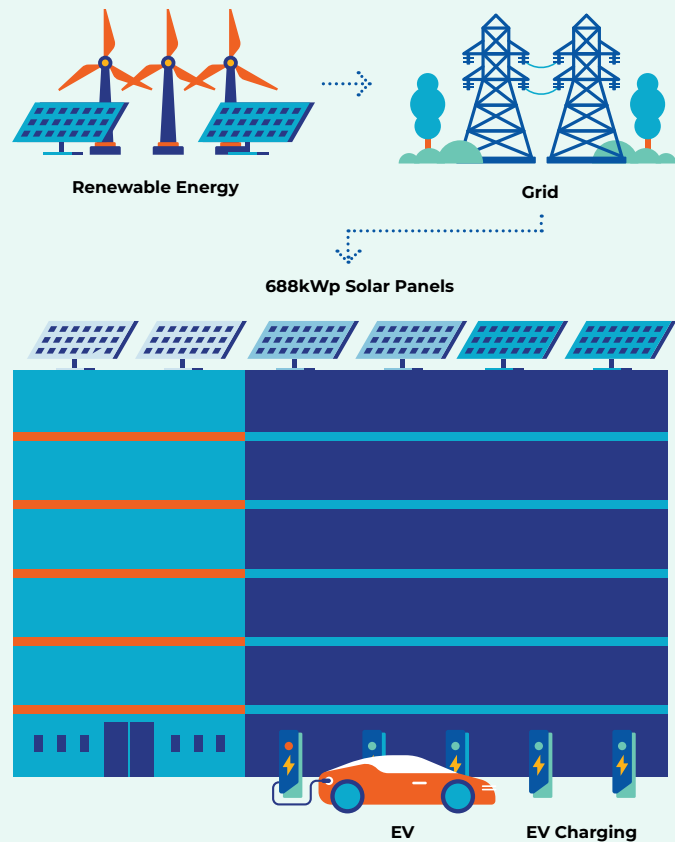
Solar Rooftop and EV Charging

With an installed capacity of approximately 688kWp, the solar PV system is expected to generate around 877 MWh of carbon-free electricity annually. This translates to approximately 682 tCO₂e of avoided carbon emissions each year—or nearly 17,050 tCO₂e over a projected 25-year operational lifespan.

Beyond environmental benefits, the initiative also delivers operational cost savings, supporting PDG's dual objectives of sustainability and cost efficiency.

JH1 will also integrate EV charging infrastructure to promote green mobility for staff, vendors, and visitors.

We endeavor to eventually use 100% renewable energy



Advancing Renewable Energy through Malaysia's CRESS Scheme

Launched in September 2024, Malaysia's CRESS is a national initiative that facilitates direct access to renewable energy for corporate consumers. It allows companies to procure renewable electricity from Renewable Energy Developers (REDs) through physical power purchase agreements (PPAs), leveraging open access to the national grid in Peninsular Malaysia.

The scheme plays a key role in advancing Malaysia's net zero ambition, particularly its goal to reach 70% renewable energy nationally by 2050.

- Through CRESS and other initiatives, PDG aims to transition JH1 to 100% renewable energy, with the longer-term objective of achieving 24x7 carbon-free operations.
- PDG will collaborate with selected REDs to develop, own, and operate renewable energy generation facilities. These partners will supply both the physical electricity and the associated green attributes—such as renewable energy certificates—through the national grid.

With on-site solar generation, EV infrastructure, and participation in CRESS, PDG is taking a comprehensive approach to decarbonizing JH1.

Asset Portfolio PUE



PDG is continuously optimizing energy efficiency at each of our data centers.

Power Usage Effectiveness (PUE) is a widely recognized industry metric for evaluating a data center's energy performance, calculated by dividing total facility energy consumption by the energy used by IT equipment.

The table below presents the PUE of our data centers.

Facility	Country	Location	Capacity (MW)	PUE (2024)
SG (SG1, SG3)	Singapore	Singapore	20	1.56
TY1	Japan	Tokyo Saitama	96	<1.34*
MU1	India	Mumbai	150	<1.50*
ID1 (Includes 5 operational data centers)	Indonesia	Jakarta Cibitung Jakarta Bintaro Bandung Pekanbaru Surabaya	11	1.72
JC2	Indonesia	Jakarta Cibitung	22	<1.40*
SH1	China	Shanghai Fengxian	42	1.22
NJ1	China	Nanjing	43	<1.30*
LF1	China	Langfang Zhongshi	66	<1.30*
JH1	Malaysia	Johor	170	<1.40*

*Design PUE

Energy Transition and Efficiency

Case Study: Energy Optimization in Shanghai

In 2024, PDG's Shanghai data center, SH1, maintained an exceptional Power Usage Effectiveness (PUE) of below 1.25 during operations, underscoring our dedication to energy-efficient performance. This achievement stems from a suite of operational improvements, including:

- Optimized cooling strategies that leverage natural "free cooling," enhanced chiller efficiency, hot aisle containment, and robust building envelope insulation to minimize thermal loss.
- Dynamic HVAC tuning adjusting in real-time to thermal loads and environmental conditions, to reduce unnecessary energy consumption.
- Upgrades to the High Voltage Direct Current (HVDC) system to further enhance electrical conversion efficiency across IT loads.
- Continuous monitoring of key performance indicators such as Cooling Load Factor (CLF), Power Load Factor (PLF), and Point-level PUE (PPUE) to enable ongoing fine-tuning of system operations.

Complementing these technical measures, staff training and automation enhancements embed energy-saving protocols into daily workflows. Together, these integrated efforts demonstrate PDG's commitment to operational excellence and engineering rigor, delivering tangible reductions in energy intensity.



Liquid Cooling as an Efficient Cooling Solution

As data centers evolve to support higher computing demands, liquid cooling is increasingly being adopted as a potentially energy- and water-efficient alternative to traditional air-cooled systems.

Liquid cooling brings:

- Improved thermal efficiency
- Lower energy consumption
- Uninterrupted performance for high-density workloads
- Greater design flexibility
- Generates minimal noise

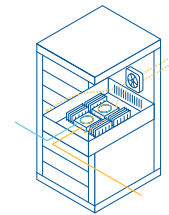
Efficient cooling systems are crucial to AI-ready data centers, where increasingly dense workloads push the limits of traditional air-cooling solutions.

PDG's AI-ready data centers are designed to incorporate flexible cooling solutions. All our greenfield facilities are built to accommodate liquid cooling technologies.

PDG has earned NVIDIA DGX-Ready Data Center certification for liquid cooling—highlighting PDG's capabilities in supporting next-generation AI computing

Liquid Cooling as a Solution

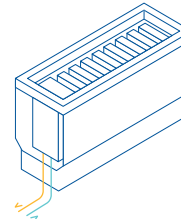
Transitioning from an air-cooled system to a hybrid cooling system could result in lower facility power consumption as well as a reduction in overall data center energy usage.



Liquid-to-Chip

Liquid cooling with conventional air-cooling techniques. Coolant is circulated directly to heat-generating components like CPUs and GPUs, while air remains utilized for facility-wide cooling.

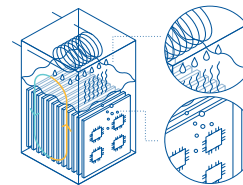
Maximum cooling: >132kW per rack



Immersion – Single Phase

Servers or entire racks are submerged in a dielectric liquid. Liquid absorbs heat from the components, which is then circulated to a heat exchanger for dissipation.

Maximum cooling: ~100kW per tank



Immersion – Dual Phase

Similar to single phase, except the coolant undergoes a phase change from liquid to gas to efficiently absorb and dissipate heat.

Maximum cooling: ~250kW per tank

Rear-Door Heat Exchangers

Water-cooled doors are mounted on the backs of server racks. Hot air from the servers exits through those doors and is cooled before being released into the room.

Liquid Cooling as an Efficient Cooling Solution

Case Study: Hybrid liquid cooling system to optimize cooling efficiency

To meet the new demands of AI workloads and rising rack power densities, PDG implemented a hybrid liquid cooling system at one of our data centers.

The system integrates direct-to-chip (D2C) liquid cooling with Rear Door Heat Exchangers (RDHx) in an innovative setup tailored for high-density racks.

- Direct-to-chip cooling allows liquid to flow directly to the processors via cold plates, efficiently removing heat from up to 75% of the IT load. This method minimizes thermal resistance and significantly improves cooling performance.
- RDHx units mounted at the rear of server racks act like radiators, absorbing the hot air from server exhaust and cooling it with chilled water before it re-enters the environment.

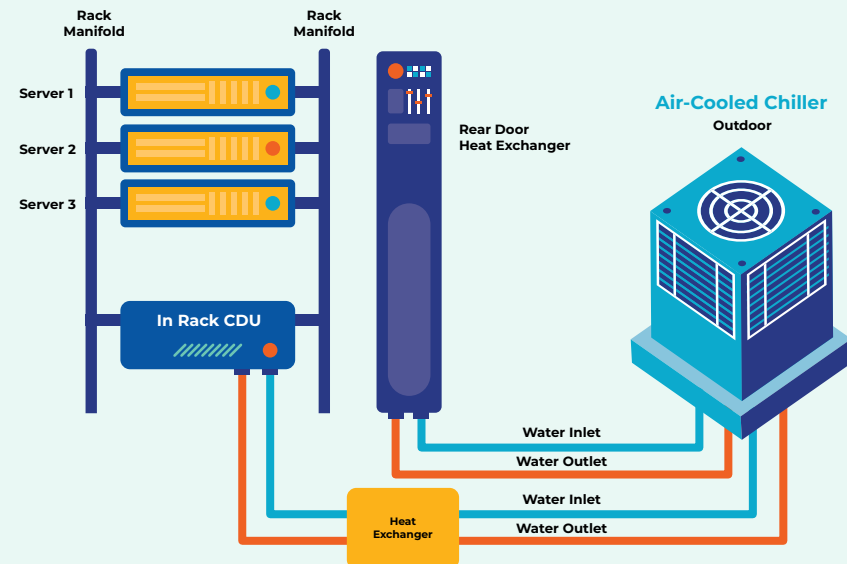
Together, these systems form a powerful hybrid configuration capable of supporting demanding compute environments.

A key differentiator of this implementation is the custom-engineered cold aisle design. Rather than depending solely on room-level cooling, PDG introduced a pressurized cold aisle between rows of AI racks. Cold air from the active RDHx units accumulates within the aisle, creating a high-pressure zone that enables efficient air intake by adjacent racks. This minimizes reliance on large-scale fan wall units or Computer Room Air Handlers (CRAHs), contributing to lower overall power consumption.

At the core of the system is a coolant distribution unit (CDU), which has been customized to handle high heat loads while maintaining precise control of liquid temperature and flow. Depending on the setup, PDG uses both in-row and in-rack CDUs to maximize flexibility and match the needs of different customer workloads. Each aspect of the cooling system is monitored in

real time—including water temperatures, air humidity, and pH levels—to ensure consistent, high-performance operation.

The hybrid liquid cooling system enables a significant reduction in power consumption, improving overall facility energy use by up to 16%, with facility-level power consumption lowered by as much as 27% in comparison to traditional air-cooled solutions. Most notably, the data center achieves a Water Usage Effectiveness (WUE) of zero—a major sustainability milestone—by eliminating the need for evaporative cooling systems and additional water for cooling altogether.



Johor: Centre of Excellence for Sustainable Data Center Innovation

New technologies are playing a pivotal role in enhancing the environmental performance of data centers—driving greater efficiency, reducing emissions, and enabling more sustainable operations at scale.

In recognition of this, PDG has set up a Centre of Excellence (CoE) at JHI—a dedicated space to showcase and test emerging technologies aimed at improving data center efficiency while reducing environmental impact.

- Platform for technology partners:** The CoE will serve as a dynamic platform for partners to showcase innovations such as advanced cooling systems and energy-efficient equipment in a real-world environment. The facility includes a live server rack and fully operational cooling infrastructure, offering a hands-on perspective on how cutting-edge data center technologies are deployed in production settings.
- Training hub:** Beyond a demonstration space, the CoE is also a training hub for PDG and partners. It will host workshops, technical bootcamps, and certification programs aimed at upskilling both new and existing talent.
- Latest innovations:** Technology solutions in the CoE will be refreshed every six months with the latest innovations from our technology partners to ensure that the space stays dynamic and reflects the latest advancements in sustainable digital infrastructure.

By establishing this Center of Excellence, PDG is taking a leadership role in accelerating industry-wide adoption of next-generation technologies through collaboration, innovation, and real-world deployment.



Johor: Centre of Excellence



Lithium battery



Cutting-edge liquid-cooling technologies



Interactive zone

Green Building, Design and Construction



An important part of any sustainability effort is starting on the right foot. When it comes to data centers, it is important to build, design and construct them right to reduce embedded carbon and optimize cooling efficiency. PDG is committed to these fundamentals as we expand across the region.

We actively pursue cost-effective measures to reduce Carbon Usage Effectiveness (CUE), Power Usage Effectiveness (PUE), and Water Usage Effectiveness (WUE). Key to the effort is evaluating new technologies and design optimizations to operate with maximum efficiency while maintaining high-performance computing standards.

Reducing Embedded Carbon Intensity

Embedded carbon—the carbon footprint associated with the materials, construction, and manufacturing processes of a data center—represents a significant portion of a facility’s total emissions over its lifecycle.

To mitigate this, we prioritize sustainable materials, modular construction methodologies, and adaptive reuse strategies where feasible. We are also evaluating low-carbon concrete, recycled steel, and alternative materials with lower embodied carbon for our greenfield projects.

PDG embraces circular economy principles by designing facilities for longevity and adaptability. We have taken early steps in adopting modular and prefabricated components that reduce waste and allow for future scalability without extensive retrofitting.

Optimizing CUE, PUE, and WUE

As a responsible industry leader, PDG will continuously improve key efficiency metrics across our portfolio:

- **CUE (Carbon Usage Effectiveness):** We reduce CUE by integrating renewable energy sources and enhancing energy efficiency
- **PUE (Power Usage Effectiveness):** Through intelligent cooling designs, high-efficiency power distribution systems, and AI-driven monitoring, we optimize PUE to ensure that the maximum amount of power is allocated to computing rather than overhead.
- **WUE (Water Usage Effectiveness):** We prioritize water-efficient cooling technologies, such as closed-loop cooling systems and alternative non-potable water sources to mitigate water consumption in water-stressed regions.

Our sustainability philosophy is rooted in an ethos of continuous improvement. We do not view efficiency as a static achievement but as an ongoing journey. By leveraging cutting-edge innovations and adhering to climate-conscious design principles, our data centers set new benchmarks for environmental stewardship while supporting the ever-growing demands of the digital economy.

Green Building, Design and Construction

Case Study: Green Building Design in China

PDG's data centers in Shanghai (SH1), Langfang (LF1), and Nanjing (NJ1) reflect our commitment to sustainable infrastructure through integrated energy- and resource-efficient design measures.

To improve thermal performance, the buildings incorporate high-performance insulation materials on exterior walls and roofs, supported by an external thermal insulation composite system (ETICS) to minimize thermal bridging. Thermal-break aluminum window frames paired with low emissivity glass further enhance indoor climate control and energy efficiency.

Across all three sites, PDG has prioritized energy efficiency by deploying high-efficiency transformers and switchgear, supported by adaptive controls that dynamically adjust to real-time load demands to optimize energy use. Lighting systems use energy-saving LED fixtures, while reactive power compensation devices improve the power factor, reduce reactive power losses, and enhance electrical energy utilization efficiency.

Variable frequency drive (VFD) technology is applied to chillers, pumps, cooling towers, and precision air-conditioning units, enabling dynamic energy efficiency optimization. Chilled water supply temperatures are raised within allowable operational limits to improve the system's energy efficiency ratio. During colder seasons, free cooling strategies—combining mechanical, partial natural, and full natural cooling modes—are adopted to harness environmental conditions and conserve energy.

Differential pressure gauges are installed before and after the circulating pump inlet filters to monitor clogging. Routine maintenance helps reduce system resistance and lower pump energy consumption. Water-source heat pump (WSHP) systems are also used for comfort cooling to significantly reduce related energy usage.

Furthermore, at SH1, solar panels have been installed to support partial energy self-sufficiency through renewable energy. At NJ1, we are implementing water and stormwater management solutions such as rainwater harvesting and controlled discharge systems to reduce runoff and mitigate flood risks.

Together, these design elements underscore PDG's commitment to sustainability-led performance, combining innovation and operational efficiency to minimize environmental impact across our China portfolio.



Green Building, Design and Construction

Climate-Conscious Cooling: Tailored for Performance and Sustainability

PDG's approach to climate-conscious cooling is built on the belief that efficient, low-impact cooling requires a multi-dimensional strategy tailored to each data center's unique context. We define climate-conscious cooling as an approach that optimizes efficiency while minimizing carbon emissions, by leveraging local climate conditions, advanced thermal management, and energy-efficient technologies.

Our first step is understanding customer needs –including performance requirements, cooling capacity, and reliability standards –which directly inform the selection and integration of appropriate cooling technologies. PDG works closely with local experts to evaluate critical site-specific factors, such as:

- Local hydrology and climate, including water availability and temperature profiles, to determine the viability of systems like evaporative or direct water-cooled cooling.
- Geographical advantages, such as naturally cooler climates or wind patterns, which can support free cooling or natural ventilation.
- Energy grid emissions intensity and access to renewable energy, to ensure alignment with both customer and PDG decarbonization goals.

To achieve optimal outcomes, we integrate AI-driven cooling optimization, free cooling techniques, and liquid cooling where applicable. Our campus designs also feature advanced airflow management systems –including hybrid and climate-responsive setups –that lower Power Usage Effectiveness (PUE) and reduce reliance on carbon-intensive mechanical chillers.

Through this tailored, regionally responsive approach, PDG delivers efficient, scalable, and sustainable cooling infrastructure that meets evolving technical demands while supporting long-term environmental stewardship.



Water Stewardship

PDG is committed to responsible water stewardship across our data center operations, aligning with best-in-class strategies to drive sustainability and resilience. Recognizing water as a critical resource, our approach focuses on efficiency, circularity, and community impact.

Efficiency is at the core of PDG's strategy, prioritizing the reduction of water usage through advanced cooling technologies, AI-driven optimizations, and site-specific design choices that minimize dependence on potable water.

- When prudent, PDG integrates air-cooling, closed-loop cooling systems, and reclaimed water sources to reduce freshwater withdrawals.
- Our hyperscale campuses in Mumbai and Tokyo are air-cooled and consume minimal water.
- In Singapore, 98% of our water usage in SG1 is from PUB (Singapore's national water agency) NEWater, which is high grade reclaimed water.

Circularity ensures that PDG maximizes water reuse, drawing inspiration from innovative approaches, such as utilizing industrial and municipal wastewater for operations. By collaborating with local utilities, PDG seeks to enable infrastructure enhancements that benefit both our facilities and surrounding communities.

Community impact remains a key pillar. PDG understands the importance of replenishing water sources to balance consumption. We are evaluating investments in select watershed restoration projects, supporting rainwater harvesting initiatives, and engaging with stakeholders to promote regional water resilience.

We seek a sustainable way forward by minimizing our water footprint and setting a new standard for water stewardship in the data center sector. We envision our growth as one that contributes to a more sustainable water future.

Case Study: Water Stewardship in China

Achieving water efficiency at SH1

In 2024, PDG's Shanghai data center, SH1, further improved its water efficiency, achieving a 7% year-on-year improvement in WUE. This improvement reflects the ongoing refinement of operational measures first introduced in 2023, including continuous water consumption monitoring, smart discharge protocols enabled by real-time analytics, and proactive maintenance such as enhanced chemical dosing controls, optimization of cooling tower sand filters, and quarterly water quality checks. The SH1 team's consistent focus on performance optimization and staff engagement has enabled measurable gains in water efficiency.



Supporting Nanjing's Sponge City Initiative

Nanjing is one of China's designated pilot cities under the national Sponge City Initiative—a multi-billion-dollar program aimed at transforming urban areas into water-resilient environments through nature-based solutions. It encourages cities to enhance their ability to absorb, store, and reuse rainwater using green infrastructure, and it sets clear targets for commercial sites, including managing at least 70% of stormwater and reducing runoff by 40%.

At PDG's NJ1 data center, we support this national initiative by implementing integrated water and stormwater management systems that combine engineered and natural features. These include:

- An underground rainwater harvesting system that enables water reuse for non-potable applications, potentially reducing dependence on municipal water supply
- Permeable pavements to allow water infiltration and reduce surface runoff
- Bioswales to channel heavy rainfall, reduce flood risk, and enhance groundwater recharge

This project reflects PDG's commitment to water stewardship, aligning our facility development with city-wide sustainability goals.

Nature and Biodiversity

Our commitment to environmental stewardship extends beyond carbon reduction to include biodiversity protection in critical ecosystems. Healthy ecosystems are fundamental to long-term climate resilience, and nature-based solutions must be designed holistically to deliver meaningful environmental and community benefits.

TNFD Alignment in Progress

To strengthen our approach to biodiversity and nature-related risks, PDG is aligning with the Taskforce on Nature-related Financial Disclosures (TNFD):

- We launched a structured assessment across our portfolio using TNFD's LEAP framework (Locate, Evaluate, Assess, and Prepare). This enables us to better understand how our operations interact with and depend on natural ecosystems.
- We are currently identifying key environmental dependencies, such as freshwater availability for cooling, air quality for system efficiency, and stable land and soil conditions for infrastructure integrity.
- We are assessing potential impacts associated with our data center activities, including greenhouse gas emissions, land use change during site development, and waste generation from construction and operations.

This exercise marks an important step in integrating nature-related considerations into our broader sustainability strategy. Insights gathered will inform future planning, operational practices, and mitigation measures to enhance ecosystem resilience around our sites. While our initial focus is on direct operations, we intend to expand the scope to include value chain activities in the future.



Waste Management

As part of our sustainability efforts, PDG is committed to minimizing e-waste and ensuring responsible waste management across all sites. While our operations generate relatively low volumes of e-waste, we take a proactive approach to managing all waste streams, particularly hazardous materials.

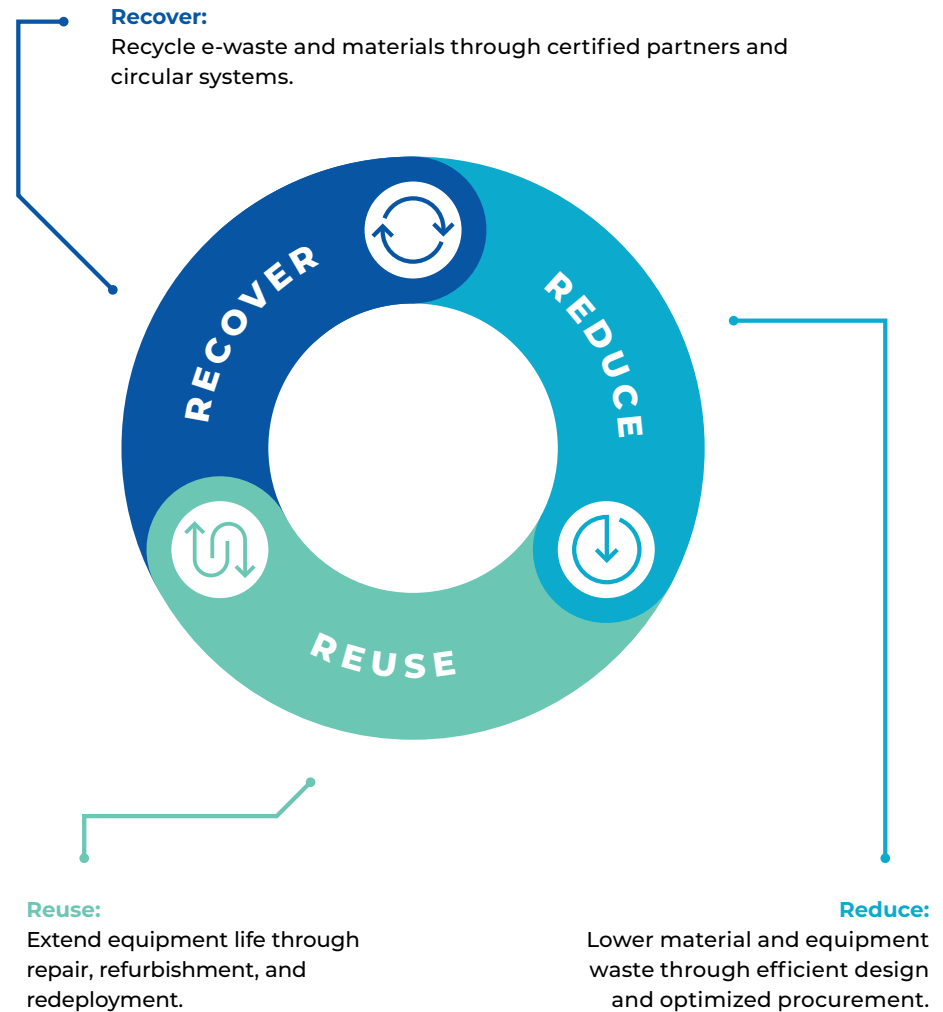
In Singapore, PDG has built on our corporate pledge under the eRevival Square initiative with SGTech and Sustainable Living Lab. We work with a licensed vendor that collects, sorts, and transports e-waste to qualified recyclers for further processing—including recycling and refurbishment—in line with Singapore’s environmental public health regulations.

At our Mumbai data center, we follow a rigorous waste segregation process. An on-site organic waste converter manages biodegradable waste, and total waste volumes are reported regularly to local authorities. Disposal is carried out through government nominated agencies with valid certifications.

Similarly in Indonesia, licensed vendors are engaged to handle our e-waste and chemical waste in accordance with national environmental requirements, ensuring recyclable components are extracted prior to final disposal.

In China, PDG requires original manufacturers to take back and recycle e-waste. The manufacturer is responsible for handling the waste directly—provided they hold the necessary qualifications—or may appoint a qualified third party to do so, ensuring compliance with local environmental standards.

All procedures across PDG sites are implemented in accordance with the ISO 14001 Environmental Management System.



Sustainable Financing



Green and sustainability-linked financing is essential for data centers, which are highly capital and energy-intensive assets. By aligning funding with climate goals, operators can invest in low-carbon, energy-efficient infrastructure while strengthening their sustainability commitments.

These instruments attract long-term, sustainability-focused capital and can also lower financing costs through performance-linked incentives. As digital infrastructure demand accelerates, sustainable financing ensures responsible growth that supports global climate commitments, promotes positive societal impact and future-proofs the business.

PDG has established our own Green Finance Framework (GFF) for lenders to assess our projects' adherence to environmental sustainability standards, ensuring alignment with Green Bond Principles (GBP) and Green Loan Principles (GLP). In 2024, the GFF underwent a review as part of a Second Party Opinion (SPO) conducted by a globally recognized independent SPO services provider, ISS Corporate Solutions.

- Our greenfield projects in Jakarta, Johor, Mumbai and Tokyo are all financed by green loans and the total sustainable financing raised by the company to date is US\$728 million.
- PDG is committed to ensuring that 100% of financing raised for corporate purposes and greenfield developments is aligned with green or sustainable financing principles.

Sustainable Financing

"PDG is paving the way in sustainable digital infrastructure by establishing a Green Finance Framework. **Their commitment to energy-efficient AI-ready data centers demonstrates leadership in combining technological innovation with environmental responsibility**—a crucial alignment for banks supporting the transition to a low-carbon economy."

Wan Thonh Chow

*Head Coverage Singapore & ASEAN
Standard Chartered*

"**PDG's rigorous ESG disclosures**—including granular performance metrics and details on carbon reduction initiatives—**set a gold standard for transparency in the data center industry**. This level of accountability and transparency provides a strong base for PDG's green financing initiatives and helps to ensure that sustainability commitments are measurable, traceable, and aligned with global decarbonization goals."

Stephanie Clement de Givry

*Head of Global Banking and Advisory,
Asia Pacific
Societe Generale*

"We are honoured to be the preferred bank for Princeton Digital Group's (PDG) projects in ASEAN, including PDG's data centre in Johor, Malaysia and its AI-ready data centre campus in West Java, Indonesia. **Our long-term global partnership with PDG reflects our commitment to supporting businesses that adhere to sustainable environmental practices.**

As the One Bank for ASEAN, UOB proactively supports our clients across the region in their sustainability journeys. We are committed to working with businesses, such as PDG, to decarbonise and seize transition opportunities to achieve sustainable growth."

Lim Lay Wah

*Group Head of Sector Solutions and
Global Financial Institutions Group
UOB*

Community



Building Stronger Communities Through Opportunities, Partnerships, and Purpose

Key Focus Areas & Targets

Health & Safety

- Maintain **TRIR < 1.5** at all data centers under construction
- Maintain **ISO 45001 certification** at 100% of greenfield data centers

Diversity and Inclusion

- Promote **non-discrimination and equal opportunity** in the workplace
- Support **diversity initiatives** in the industry every year

Talent Development & Well-being

- Be the **workplace of choice** for top talent in all regions we operate

Sustainable Supply Chain

- Ensure 100% of **new suppliers screened** using sustainability criteria
- 100% of suppliers to sign **PDG's Supplier Code of Conduct**
- Engage top suppliers covering 80% of our procurement spend for Scope 3 carbon accounting by 2030

Community Engagement

- Implement at least one community impact initiative annually in each of PDG's operating regions

Health and Safety

Safety is a non-negotiable priority across all our operations at PDG.

As a leading developer of data centers, we recognize that managing safety in our industry is a complex challenge that requires continuous improvement and adaptation:

- Different types of projects may have distinct risk profiles;
- Safety practices that are effective in one country may not be directly applicable in another; and
- Safety management systems should be tailored to each project and region while adhering to core principles and PDG's safety culture.

Operating in multiple countries enables us to facilitate the exchange and integration of best practices throughout the organization, enhancing the development of our distinctive safety standards.

Our vision

PDG aims to be the leader within our industry by protecting the health and safety of our employees, contractors, and customers by ensuring an environment free of hazards and providing appropriate instruction at work to minimize risk exposures.


PDG's health, safety and environment (HSE) framework encompasses three focus elements:

Employees/Contractors



- Proactively engage in safety audit/check and feedback for incident prevention
- Provide safety induction training on PDG's HSE Vision and Policy, safety practices, PPE and others
- Maintain a safe and healthy working environment via safe work procedure/ job safety analysis and risk assessment
- Ensure and govern insurance/ workman compensation coverage for all workers
- Maintain site-based Safety Training Centres to upskill workforce and best practices

Customers



- Provide safe data center environment to customers
- Communicate PDG's HSE Vision and Policy
- Proactively engage with customers for feedback on safety

Governance



- Adhere to corporate directive for compliance
- Fulfill and meet all relevant legislative requirements
- Transparently report any major incident/accident
- Collaborate for regulatory inspections

PDG has also implemented the following procedures at all sites:

- **Regular audit/ inspection on-site** for adhering to control plan
- **Rigorous incident reporting framework** with regular reporting to Head of Safety
- **PDG Safety Day** conducted in all regions to promote safety culture

PDG's Minimum Requirements across the Six Phases of a Project



To manage risk in a structured manner, PDG sets out minimum requirements that define the required health, safety and environment (HSE) standards across the six fundamental phases of developing and operating a data center project.

This **6-Phase Health and Safety Framework**, grounded in **PDG's Minimum Requirements**, outlines the safety governance, performance expectations, and cultural foundations applicable across the full project lifecycle:

1. Robust risk assessment and mitigation planning
2. Comprehensive safety training for all employees and contractors
3. Regular safety audits and inspections
4. Prompt incident reporting and thorough investigations
5. Continuous improvement through data analysis and sharing of best practices

In cases where PDG's Minimum Requirements differ from those required by legislation, codes, standards, or other external requirements, the higher standard will apply.

PDG's Minimum Requirements across the Six Phases of a Project



Health and Safety

Case Study: Raising the Bar on Safety in Langfang, China

In 2024, PDG's Langfang data center (LF1) reached the safety milestone of 1.97 million safe man-hours with zero incidents.

This accomplishment reflects the success of our proactive and structured approach to health and safety management in a complex, high-risk construction environment. At LF1, we implemented a series of robust control measures to manage these risks effectively across all work phases.

- To manage overlapping and high-risk activities, PDG introduced a three-tiered approach: pre-task risk assessments, protective measures preparation, and real-time hazard monitoring during operations. Post-task debriefings were conducted regularly to refine mitigation strategies based on on-ground experience.
- During heavy lifting operations, we enforced comprehensive lift plan approvals, contractor coordination, and scheduled lifting windows. Operations were carried out within barrier-controlled zones under full-time supervision, with rigorous inspections of rigging and lifting equipment.
- To prevent falls and manage exposure at edges and openings, guardrails were installed immediately after any new opening was created. Mandatory personal protective equipment (PPE) use, temporary closure permits, and post-task verification by safety officers ensured safety remained uncompromised.
- Night work, essential to meeting project timelines, was supported by enhanced lighting (minimum 50 lux), fatigue prevention through shift rotation, and continuous supervisor coverage throughout 24/7 operations.
- For hot-work activities involving flammable materials, we enforced strict permit-to-work systems, deployed dedicated fire watch patrols, and conducted post-work smoldering checks to mitigate fire risk.



Health and Safety

LFI also piloted and refined a range of best-in-class practices designed to raise safety standards for future projects:

- Combined use of mobile elevated work platforms (MEWPs), horizontal lifelines, and routine harness audits for steel platforms and elevated work to reduce fall risks.
- Fire-resistant blankets were used during high-level hot work to limit ignition hazards, especially on MEWPs.
- Industrial-grade plugs standardized temporary power setups, to reduce the risk of unauthorized wiring.
- Progressive shielding techniques were applied in excavation zones to ensure continuous protection as trench depth increased.
- Prefabricated piping and plasma cutting replaced oxygen-acetylene methods in designated areas to reduce flammable risk.
- Permanent staircase handrails were installed in phases with clear zone isolation for added site safety.
- Daily toolbox talks delivered via group alerts, along with monthly safety assemblies, to build strong site-wide awareness.
- A digital hazard tracking system to ensure timely closure of identified risks, reinforcing accountability and responsiveness.

These layered measures and innovations demonstrate our continued commitment to workplace safety and responsible construction. By embedding strong controls and driving a culture of vigilance, LFI not only delivered high-performance infrastructure on schedule, but did so without compromising the wellbeing of our workforce.



Health and Safety

Case Study: Promoting Safety Awareness in Johor, Malaysia

PDG's JH1 campus held a dedicated Health & Safety Day on 9 January 2025, featuring awareness talks by the Department of Occupational Safety and Health of Malaysia (DOSH) and the Social Security Organization of Malaysia (SOCSO), a live emergency response demonstration, and a management pledge to reinforce safety commitment on site.

During construction, several best practices were implemented to ensure health and safety, including:

- Clearly demarcated and barricaded zones in excavation areas
- Independent occupational safety and health (OSH) performance evaluation by the Construction Industry Development Board of Malaysia (CIDB) at the 275kV site (score: 89.93%)
- Installation of recycling bins to promote environmental awareness
- Safe man-hours celebration to recognize strong H&S performance

These efforts reflect PDG's proactive approach to embedding safety into both operations and construction.



PDG Core Values and Culture

Working at PDG

At PDG, we seek to create an environment that is safe, enriching, and rewarding for all.

PDG aims to be a platform for building an exciting career, offering rapid growth in all regions and providing opportunities to advance into new roles vertically and horizontally.

PDG Core Values



Pursuit of Excellence:

We are relentless in our pursuit of excellence in all areas of work



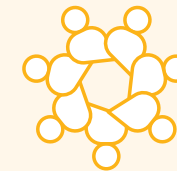
Customer Centricity:

We strive to understand our customers' needs and are focused on solving complexities and bringing the best solutions to our customers at every stage



Ethical Conduct and Safe Workplace:

We conduct our business with the highest standards of integrity and ethics, maintain full compliance with all applicable laws, and uphold a zero-tolerance policy for workplace harassment of any kind



Diversity & Inclusion:

Everyone is respected irrespective of age, gender, ethnicity, religion, disability, sexual orientation, education, and national origin. Every opinion matters - Individuals having different backgrounds are culturally and socially accepted and welcomed



Sustainability:

At the core of our business. We take our responsibility to our employees, the environment, and stakeholders very seriously, including good governance



Integrity:

We uphold the highest level of integrity in conducting our business

Talent Development: Powering Growth Through People

Our people are the foundation of our long-term success. Building a resilient and sustainable business depends on our ability to attract, develop, and retain exceptional talent.

We are deeply committed to fostering a workplace where our people can grow, thrive, and make meaningful contributions toward our shared vision.

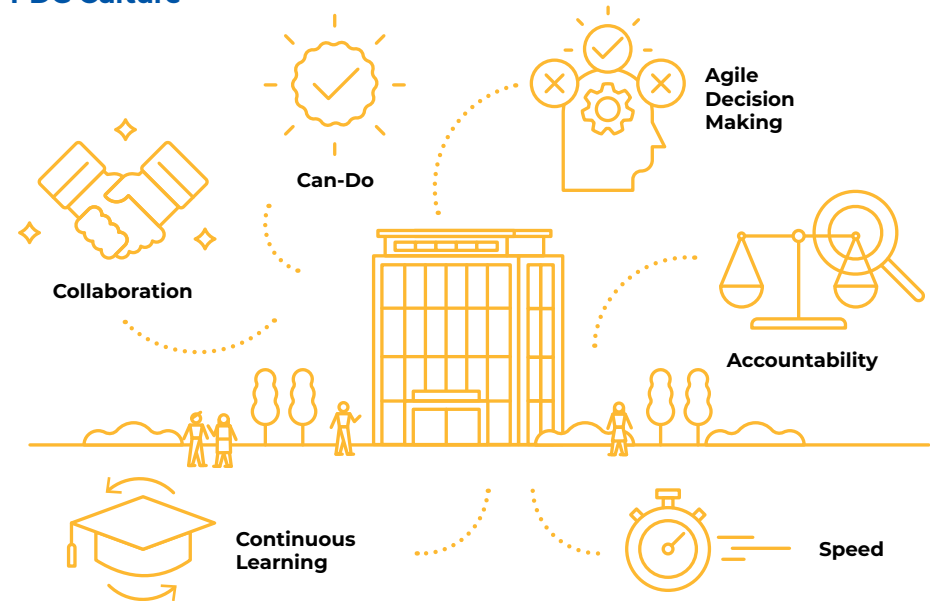
In 2024, PDG’s employee base grew from 272 to 365—a significant 34% increase year-on-year.

This growth not only reflects our business momentum but also demonstrates our dedication to nurturing a diverse, highly skilled, and future-ready workforce.

As we scale to meet rising customer demand and address the evolving needs of the AI era, attracting and retaining top talent remains a key strategic focus.

In 2024, 26% of our new hires came through employee referrals—a strong indicator of trust and engagement within our workforce, and a testament to the strong culture we have built at PDG.

PDG Culture



Developing local talent:

We are invested in nurturing local talent to meet the evolving needs of the data center industry. By equipping communities with future-ready skills, we are building a resilient workforce that drives digital transformation across the region. In every market we operate, our local teams bring deep regional expertise—effectively managing local nuances while delivering at speed and quality.

Beyond recruitment, we are equally committed to empowering our existing employees through continuous learning and career development.

- Comprehensive training programs support technical upskilling, leadership development, and cross-functional knowledge-sharing.

- Through cross-market collaboration across the region, our employees gain unique opportunities to broaden their expertise, drive innovation, and progress in their careers.

This holistic approach ensures that every PDG employee, whether new or tenured, is equipped with the skills, resources, and opportunities to thrive, as we build Asia's most energy-efficient, low-carbon, and climate-resilient data center portfolio.

Next-gen Talent Development

Graduate Engineer Trainees (GET) Program

PDG's Graduate Engineer Trainees (GET) program, launched in 2021 in partnership with leading engineering institutes, continues to grow as a key initiative in nurturing early-career engineering talent. As one of the few companies to implement a structured GET program at an early stage of growth, PDG aims to develop the next generation of data center professionals through an 18-month, comprehensive training journey.

The program includes three core pillars:

- **Technical Training:** Hands-on training in data center operations, including server maintenance, network configuration, troubleshooting, and exposure to advanced technologies such as liquid cooling, energy management, and security protocols.
- **Project Management:** Experience in end-to-end project planning and execution, helping trainees understand how complex infrastructure is developed and delivered.
- **Safety and Compliance:** Training aligned with industry safety protocols and regulatory requirements, ensuring trainees understand the importance of operational integrity.

Trainees rotate across departments to gain a holistic understanding of technical and business operations, learning directly from seasoned engineers and managers while contributing to live projects.

In 2024, we welcomed our third GET cohort in India and launched the program in Malaysia, onboarding two new trainees from Universiti Teknologi Malaysia. We continue to work closely with academic partners in both countries to deepen this commitment to develop new talent.



Internship Program

PDG runs structured internship programs across Singapore, China, India and Indonesia, providing students with hands-on experience and valuable exposure in their chosen fields. In 2024, we hired 17 interns across our offices.

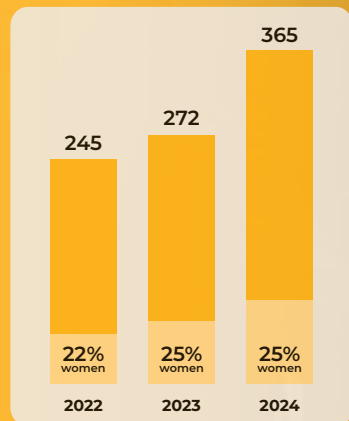
Employee Engagement and Well-being

Growing with Our People

As of 31 December 2024, we recorded a total of 365 employees—a **34% increase year-on-year**. Of the new hires, 26% were employee referrals, reflecting a strong sense of trust, engagement, and advocacy within our workforce.

Diversity and Inclusion

As at 31 December 2024, female employees accounted for 25% of the total workforce.

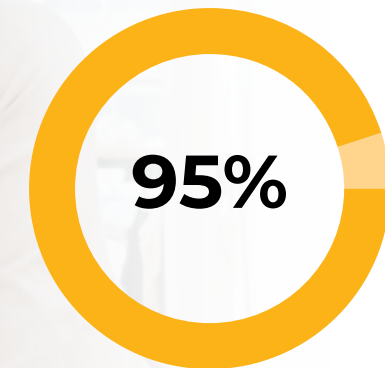


2024 Employee Engagement Survey results:

Overall engagement score:



Participation rate:



eNPS score:



Employee Engagement and Well-being, Diversity and Inclusion

Our people strategy goes beyond headcount. We continue to focus on employee engagement, well-being, and foster a diverse and inclusive work environment through targeted initiatives. These include structured learning programs, leadership development pathways, and fostering a culture of collaboration and inclusion across all levels of the organization.



Health and Well-being

We believe employee well-being is fundamental to sustaining a productive and resilient workforce. Our approach extends beyond promoting a healthy workplace and work-life balance. We focus on fostering a healthy and inclusive environment where employees feel valued and connect both at work and beyond.

- Local wellness committees organize customized activities in each country
- Social initiatives like team bonding events and annual PDG Family Day



Employee Engagement and Recognition

Open and transparent communication, along with active employee participation, are cornerstones of PDG's culture. We prioritize regular feedback through engagement surveys and direct dialogues with leadership to understand evolving needs and concerns. By celebrating individual and team achievements through structured recognition programs, we cultivate a workplace where every contribution is acknowledged, and employees are motivated to thrive and grow with the company.

- Annual engagement surveys and regular CEO led townhalls, ensuring open communication
- Recognition programs celebrate employee contributions, reinforcing a culture of appreciation



Diversity and Inclusion

We strive to build an environment where different perspectives are welcomed and respected, supporting innovation and better business outcomes. PDG practices non-discrimination and equal opportunity, irrespective of age, gender, ethnicity, religion, disability, sexual orientation, education, and national origin.

In 2024, PDG enhanced maternity and paternity benefits, and continued active participation in diversity initiatives such as Women's Tech Forum and iMasons Women events.

Employee Engagement and Well-being



In 2024, PDG opened a state-of-the-art global headquarters at CapitaGreen in the heart of Singapore's Central Business District—marking a significant milestone in our growth and a renewed commitment to employee engagement and well-being.

As a collaborative, people-first space, the headquarters reflects our ambition to be a center of excellence for top talent in the digital infrastructure industry. It brings together cross-functional teams in an environment that fosters innovation, strengthens culture, and promotes a sense of belonging through thoughtfully planned, wellness-oriented features, and flexible, connected workspaces.

Underscoring our commitment to sustainability and workplace quality, the Singapore Headquarters has achieved LEED Gold certification. The certification recognizes design and operational excellence in environmental performance, indoor air quality, energy efficiency, and occupant comfort.

As the hub of our global operations, the Singapore headquarters plays a strategic role in driving PDG's growth across Asia Pacific and symbolizes our investment in people. The new space enhances collaboration across regional teams while reinforcing our vision to grow as a purpose-driven company that attracts and empowers talent.



Sustainable Supply Chain



Supply chain partners are integral to our business, delivering critical technologies, specialized expertise, and essential resources that support the design, construction, and efficient operation of our facilities. Our supply chain is an important component of our commitment to conducting business in a legal, ethical, sustainable, and socially responsible manner.

The PDG Responsible Supply Chain Standard is grounded in international norms and principles, including:

- UN Global Compact
- Universal Declaration of Human Rights
- ILO's Declaration on Fundamental Principles and Rights at Work
- Rio Declaration
- UN Convention against Corruption
- UN Guiding Principles on Business and Human Rights.

All suppliers are expected to comply with this standard and abide by the [PDG Supplier Code of Conduct](#).

In 2024, we strengthened our sustainable supply chain management and deepened supplier engagement, aligned with our Climate, Community, and Conduct (3Cs) focus areas:

- **Sustainability Screening and Risk Assessment:** We enhanced our vendor screening process by embedding sustainability criteria across environmental, labor, and governance dimensions. This allows us to better evaluate supplier alignment with PDG's sustainability values during onboarding and ongoing assessments.
- **Integrated Vendor Management:** Sustainability due diligence has been formalized as part of our procurement workflow, ensuring responsible sourcing is consistently applied across our operations.
- **Scope 3 Collaboration:** We advanced our Scope 3 emissions program by engaging key suppliers to understand and begin addressing emissions across our value chain. This year, we are moving toward co-developing carbon reduction action plans with strategic partners.

Community Engagement

At PDG, community engagement remains a core part of our growth strategy. We are dedicated to creating meaningful, lasting impact in the communities where we operate.

This year, our efforts focused on nurturing local talent, supporting environmental restoration, and fostering inclusive communities across our markets. In Johor, we strengthened future workforce capabilities through the Johor Public Universities Talent Partnership and contributed to ecosystem regeneration with a mangrove replanting project.

In Mumbai, we celebrated World Environment Day by enhancing green spaces through tree planting and promoting responsible waste management with a plastic cleanup drive. In Tokyo, we built stronger connections with our neighbors through collaborative mural painting and the planting of flower beds, brightening shared public spaces.

In Shanghai, we joined a handmade soap workshop hosted by a local NGO, fostering inclusion and skill development for individuals with diverse cognitive abilities. Meanwhile in Singapore, we partnered with Food from the Heart on a Toy Drive to bring festive cheer to children in need, and participated in a reservoir cleanup activity to support marine conservation.

Through these initiatives, we continue to integrate social and environmental responsibility into the way we grow—not just as a business, but as a neighbor and community partner.



Local Talent Development in Johor

In early November 2024, the Johor State Government launched the Johor Talent Development Council (JTDC) to strengthen collaboration between higher education institutions and industries, focusing on job placements and career readiness in high-demand sectors like data centers. At the event, PDG signed a Memorandum of Understanding (MoU) with Universiti Teknologi Malaysia (UTM) and Universiti Teknologi MARA (UiTM) for the Johor Public Universities Talent Partnership.

The MoU was signed by key university leaders and PDG's Chief Technology Officer, Asher Ling, and witnessed by senior government officials, including Deputy Prime Minister YAB Dato' Seri Dr. Ahmad Zahid Hamidi and Johor Menteri Besar YAB Dato' Onn Hafiz Ghazi.

This partnership underscores PDG's commitment to fostering local talent development in Johor, complementing our recent launch of the first phase of the 170MW JH1 project, which aims to create high-value job opportunities and support long-term career growth in the region.

Community Engagement



Mangrove Replanting at Tanjung Piai National Park, Johor

In February 2025, PDG's Malaysia team took part in the Mangrove Replanting initiative at Tanjung Piai National Park in Johor. From exploring the park's diverse marine and terrestrial species to understanding the significance of migratory bird routes, we gained a deeper appreciation for how these interconnected ecosystems contribute to a healthier and more resilient world.

As part of our Nurture Roots, Cultivate Hope sustainability initiative, we cleared trash to protect local habitats and planted 50 *Rhizophora apiculata* (Bakau) trees, contributing to the restoration of mangrove forests. Mangroves are not only critical carbon sinks but also serve as natural barriers against coastal erosion, making this effort a step towards climate change mitigation.



Plastic Cleanup and Tree Plantation Drive in Mumbai

In early 2025, PDG employees and site workers at our Mumbai data centers marked World Environment Day with a tree plantation and plastic cleanup drive, aligned with the global theme of combating plastic pollution.

Participants planted indigenous flowering saplings around the site, enhancing green cover and supporting local biodiversity. Around 30 kilograms of plastic waste were also collected for responsible recycling.

The initiative reflected PDG's ongoing commitment to environmental sustainability and community-focused action.



Community Mural and Flower Planting at TY1, Japan

In April 2025, PDG's Japan team hosted a community mural and flower planting event at our TY1 site. The initiative aimed to build stronger connections with our neighbors while enhancing the local environment through creativity and greenery. Families from the surrounding community were invited to join us in transforming the exterior of TY1 into a more vibrant and welcoming space.

Approximately 70 members of the local community joined hands with 11 PDG volunteers to paint murals and plant flower beds around the site. The event fostered a sense of shared ownership and pride while contributing to a more colorful and inviting neighborhood for all.

Community Engagement



Kayak 'N' Klean

Kayak 'N' Klean is an environmental conservation initiative that combines kayaking with litter collection at Marina Reservoir in Singapore. Participants actively remove waste from waterways while learning about marine conservation and the impact of pollution.

The program fosters environmental responsibility, teamwork, and awareness, with collected litter weighed and recorded to track its impact. Each session engaged up to 32 participants, contributing to cleaner water bodies and reinforcing sustainable practices. By integrating education with action, the initiative promotes long-term behavioral change in protecting marine ecosystems.



PDG x Food from the Heart: Toy Buffet

PDG supported Food from the Heart's Toy Buffet 2024 through a Toy Drive, collecting and distributing toys to 2,500 underprivileged children (aged 5-12) from 45 schools and social service organizations. The event, themed Monster Mayhem: Brave the Unknown, aimed to provide beneficiaries with a positive and inclusive experience. Food from the Heart currently serves nearly 60,000 individuals and families in Singapore.



Inclusive Soap-Making Workshop in Shanghai

In December 2024, 20 PDG employees participated in a handmade soap workshop organized by Zhanlan Public Welfare in partnership with Changning Vocational School. These organizations work together to provide creative vocational training and social integration opportunities for individuals with diverse cognitive abilities, supporting their development through structured learning and hands-on skill-building.

The workshop created a platform for meaningful interaction, encouraging communication, coordination, and creativity through shared activities. For PDG employees, it was a chance to connect with the local community, gain new perspectives, and support an inclusive initiative that empowers individuals through craft and collaboration.

Conduct



Upholding Governance, Ethics, and Trust Across Our Business

Key Focus Areas & Targets

Governance, transparency, business ethics and integrity

- 100% of countries of operation complete annual anti-corruption risk assessments
- 100% of employees receive annual training on key compliance areas (including anti-corruption, bribery, fraud, sanctions, money laundering, and conflicts of interest)
- Maintain internal and external stakeholder reporting on business ethics

Privacy and Data security

- Maintain zero breaches of customer privacy
- 100% of employees trained annually on data security and privacy
- Maintain ISO 27001 certification at 100% of operational greenfield data centers

Meeting Customer Sustainability Goals

Decarbonizing digital infrastructure has become central to the sustainability strategies of hyperscalers and large enterprises.

As a trusted partner, PDG plays an active role in supporting our customers' sustainability goals through transparent reporting and close collaboration on renewable energy procurement to reduce environmental impact across our data centers.

Tailored renewable energy solutions:

In every market and data center, we provide customized renewable energy solutions—aligned with local market structures—to match our customers' consumption. In close partnership with our customers, we also explore renewable energy procurement models and carbon offset programs that directly contribute to their emissions reduction targets.

Regular sustainability progress reporting to customers:

We ensure full transparency at the site level—reporting GHG emissions, progress on renewable energy procurement, use of carbon offsets, and all relevant sustainability initiatives. Our campus designs incorporate hybrid cooling and high-efficiency systems to reduce operational footprint, while our governance, health & safety, and sustainability policies are aligned to meet or exceed customer expectations.

Accounting and Ownership

Electricity consumption within our facilities is primarily driven by customer utilization and equipment operating parameters. When customers take ownership of emissions related to electricity consumption, they are classified as Scope 2 for these customers and Scope 3 for PDG. However, in cases where customers have not accounted for these emissions, PDG assumes full responsibility and includes them in our Scope 2 reporting. This approach prevents double counting and ensures transparent and accurate emissions accounting.

By aligning our operating model with our customers' sustainability objectives, we foster innovation, improve operational efficiency, and enable collaborative decarbonization—driving both improved sustainability outcomes and long-term partnership value.



Governance, Transparency, Business Ethics and Integrity

At PDG, we are fully committed to maintaining the highest standards of governance as part of our sustainability strategy. We prioritize compliance with local laws and regulations across the jurisdictions in which we operate and ensure that our data centers maintain strict adherence to all applicable laws including environmental, health, safety, and labor laws.

Ethics and Compliance

Ethical conduct forms the cornerstone of our corporate culture. We believe that strong ethics contribute to our long-term business success and sustainability. We have implemented various internal policies which set out clear guidelines for ethical behavior, including:

- Anti-Bribery and Corruption policy
- Conflict of Interest policy
- Anti-Money Laundering
- Counter Financing Terrorism and Sanctions Policy
- Whistle Blowing Policy
- Modern Slavery Labor Policy
- Third Party Management Compliance Policy
- Employee Handbook and guidelines for travel, gifts, and hospitality.

We also provide periodic training to all employees on ethics and compliance to educate them on the principles and procedures of our internal policies and to reinforce the importance of ethics in the workplace.

Our whistle-blower policy gives comfort to employees and other personnel who come forward to report any suspected misconduct.

Furthermore, we have developed a comprehensive [Supplier Code of Conduct](#), which is readily accessible on our website. By mandating that our suppliers commit to adhering to this policy before engaging in any business with us, we cultivate an atmosphere of integrity and accountability that aligns with our core ethical principles.

Data Protection and Cybersecurity

Our Privacy Policy sets out clear guidelines on how we collect, use, store, and share personal data, with detailed provisions on reporting and escalation protocol in the unlikely event of a data breach.

We do not control, manage, or access data stored on customer servers in any of our data centers – nonetheless, we remain dedicated to upholding and safeguarding the privacy rights of all individuals we engage with.

We also conduct data privacy training for employees to keep them apprised of the laws and regulations governing data protection. With the increasing frequency and sophistication of cyber threats, our IT team remains vigilant in monitoring and analyzing the threat landscape, taking pre-emptive measures to prevent and respond to potential security incidents to ensure the ongoing effectiveness of our cybersecurity framework.

In 2024, there were no incidents of data breach or loss of customer data reported across our group.

Employee Compliance Training

In 2024, we further strengthened our approach to employee awareness and knowledge of compliance requirements through a revamp of our mandatory employee training. Delivered online and on-demand to each employee, the training now covers a range of relevant topics and is more interactive and engaging.

Business Resilience and Climate Risk Management

At PDG, we continue to strengthen our business resilience by integrating climate-related considerations into our operational and strategic decisions.

Our focus this year has been on implementing practical and forward-looking initiatives that reduce emissions, enhance adaptability, and position us for long-term success in a low-carbon economy.

As part of our commitment to long-term resilience, PDG conducted a comprehensive climate risk assessment in 2024 in line with the Task Force on Climate-related Financial Disclosures (TCFD) framework. This assessment examined both physical and transition risks across our data center platform, using scenario analysis based on RCP 2.6 and RCP 8.5 climate pathways for the years 2030, 2050, and 2100. Risks were evaluated and categorized from low to extremely high.

On the physical risk front, our assessment identified potential impacts from rising temperatures, humidity, flooding, and water stress. These factors may influence cooling demands, equipment performance, and long-term operational continuity.

Transition risks, including evolving policies, regulations, and decarbonization costs, are actively managed through our climate strategy and ongoing improvements in energy efficiency and renewable energy adoption.

To support our ambition of transitioning to 100% carbon-free energy, we are securing power purchase agreements (PPAs) in key markets. These PPAs not only reduce our Scope 2 emissions but also act as a strategic hedge against rising tariffs on fossil-based electricity and potential carbon-related costs.


We are also adapting our cooling strategies to be more climate conscious, particularly in regions facing high water stress. By aligning our cooling approaches with local environmental conditions, we aim to minimize resource use while maintaining operational efficiency and enhancing community resilience.

We are actively transitioning to lower-emission solutions that also prepare our operations for future regulatory developments:

- Transitioning to hydrotreated vegetable oil (HVO) for backup power to lower emissions while maintaining high reliability
- Phasing down the use of high-global warming potential refrigerants, such as HFCs and HCFCs, to reduce our environmental footprint while complying with emerging regulations

These ongoing efforts reflect our commitment to building a future-ready business—one that is both environmentally responsible and financially resilient.

For further information, see our TCFD Report [here](#).



Appendix

Included Supporting Materials

- GRI Content Index
- Assurance Report

GRI Content Index

Statement of use	PDG has reported in accordance with the GRI Standards for the period 01/01/2024 – 31/12/2024
GRI 1 used	GRI 1: Foundation 2021
Applicable GRI Sector Standard(s)	None applicable

GRI STANDARD		DISCLOSURE	LOCATION
GRI 2: General Disclosures 2021	GRI 2-1	Organizational details	6
	GRI 2-2	Entities included in the organization’s sustainability reporting	3
	GRI 2-3	Reporting period, frequency and contact point	3, 81
	GRI 2-4	Restatements of information	No restatements
	GRI 2-5	External assurance	3, 80
	GRI 2-6	Activities, value chain and other business relationships	6-11
	GRI 2-7	Employees	61
	GRI 2-8	Workers who are not employees	N/A
	GRI 2-9	Governance structure and composition	15
	GRI 2-10	Nomination and selection of the highest governance body	15
	GRI 2-11	Chair of the highest governance body	15
	GRI 2-12	Role of the highest governance body in overseeing the management of impacts	15
	GRI 2-13	Delegation of responsibility for managing impacts	15
	GRI 2-14	Role of the highest governance body in sustainability reporting	15
	GRI 2-15	Conflicts of interest	71

GRI Content Index

GRI STANDARD	DISCLOSURE	LOCATION	
GRI 2: General Disclosures 2021	GRI 2-16	Communication of critical concerns	71
	GRI 2-17	Collective knowledge of the highest governance body	N/A
	GRI 2-18	Evaluation of the performance of the highest governance body	Confidential
	GRI 2-19	Remuneration policies	Confidential
	GRI 2-20	Process to determine remuneration	Confidential
	GRI 2-21	Annual total compensation ratio	Confidential
	GRI 2-22	Statement on sustainable development strategy	12-14
	GRI 2-23	Policy commitments	64, 71
	GRI 2-24	Embedding policy commitments	64, 71
	GRI 2-25	Processes to remediate negative impacts	71
	GRI 2-26	Mechanisms for seeking advice and raising concerns	71
	GRI 2-27	Compliance with laws and regulations	64, 71
	GRI 2-28	Membership associations	10
	GRI 2-29	Approach to stakeholder engagement	23
	GRI 2-30	Collective bargaining agreements	N/A
GRI 3: Material Topics 2021	GRI 3-1	Process to determine material topics	16
	GRI 3-2	List of material topics	17-22
	GRI 3-3	Management of material topics	64

GRI Content Index

GRI STANDARD		DISCLOSURE	LOCATION
GRI 204: Procurement Practices 2016	GRI 204-1	Proportion of spending on local suppliers	N/A
GRI 205: Anti-corruption 2016	GRI 3-3	Management of material topics	71
	GRI 205-1	Operations assessed for risks related to corruption	Zero significant risk related to corruption identified across all operations assessed in 2024
	GRI 205-2	Communication and training about anti-corruption policies and procedures	71
	GRI 205-3	Confirmed incidents of corruption and actions taken	Zero confirmed incidents of corruption in 2024
GRI 302: Energy 2016	GRI 3-3	Management of material topics	33, 37-40, 72
	GRI 302-1	Energy consumption within the organization	Confidential
	GRI 302-2	Energy consumption outside of the organization	27
	GRI 302-3	Energy intensity	37 (Reported as PUE)
	GRI 302-4	Reduction of energy consumption	38-40
	GRI 302-5	Reductions in energy requirements of products and services	38-40
GRI 303: Water and Effluents 2018	GRI 3-3	Management of material topics	44-45, 72
	GRI 303-1	Interactions with water as a shared resource	44-45
	GRI 303-2	Management of water discharge-related impacts	44-45

GRI Content Index

GRI STANDARD		DISCLOSURE	LOCATION
GRI 304: Biodiversity 2016	GRI 3-3	Management of material topics	46, 72
	GRI 304-1	Operational sites owned, leased, managed in, or adjacent to, protected areas and areas of high biodiversity value outside protected areas	46
	GRI 304-2	Significant impacts of activities, products and services on biodiversity	46
	GRI 304-3	Habitats protected or restored	32, 46
	GRI 304-4	IUCN Red List species and national conservation list species with habitats in areas affected by operations	N/A
GRI 305: Emissions 2016	GRI 3-3	Management of material topics	25, 28-36, 72
	GRI 305-1	Direct (Scope 1) GHG emissions	26
	GRI 305-2	Energy indirect (Scope 2) GHG emissions	26
	GRI 305-3	Other indirect (Scope 3) GHG emissions	27
	GRI 305-4	GHG emissions intensity	11 (Reported as CUE)
	GRI 305-5	Reduction of GHG emissions	28-36
	GRI 305-6	Emissions of ozone-depleting substances (ODS)	31
	GRI 305-7	Nitrogen oxides (NOx), sulfur oxides (SOx), and other significant air emissions	N/A

GRI Content Index

GRI STANDARD		DISCLOSURE	LOCATION
GRI 306: Waste 2020	GRI 3-3	Management of material topics	47
	GRI 306-1	Waste generation and significant waste-related impacts	47
	GRI 306-2	Management of significant waste-related impacts	47
	GRI 306-3	Waste generated	47
GRI 308: Supplier Environmental Assessment 2016	GRI 3-3	Management of material topics	64
	GRI 308-1	New suppliers that were screened using environmental criteria	100% of new suppliers were screened using environmental criteria
GRI 401: Employment 2016	GRI 3-3	Management of material topics	58, 61-63
	GRI 401-1	New employee hires and employee turnover	61
	GRI 401-2	Benefits provided to full-time employees that are not provided to temporary or part-time employees	62-63
	GRI 401-3	Parental leave	PDG has parental leave policy available for all full-time employees. In 2024, 100% of employees who took parental leave have returned.
GRI 403: Occupational Health and Safety 2018	GRI 3-3	Management of material topics	52-57
	GRI 403-1	Occupational health and safety management system	52-54
	GRI 403-2	Hazard identification, risk assessment, and incident investigation	52-57
	GRI 403-3	Occupational health services	52-57
	GRI 403-4	Worker participation, consultation, and communication on occupational health and safety	52-57
	GRI 403-5	Worker training on occupational health and safety	52-57
	GRI 403-6	Promotion of worker health	52-57

GRI Content Index

GRI STANDARD		DISCLOSURE	LOCATION
GRI 403: Occupational Health and Safety 2018	GRI 403-7	Prevention and mitigation of occupational health and safety impacts directly linked by business relationships	52-57
	GRI 403-8	Workers covered by an occupational health and safety management system	100% FTE are covered under industry leading insurance policy
	GRI 403-9	Work-related injuries	TRIR < 1.5
	GRI 403-10	Work-related ill health	Confidential
GRI 404: Training and Education 2016	GRI 3-3	Management of material topics	59-60
	GRI 404-2	Programs for upgrading employee skills and transition assistance programs	59-60
	GRI 404-3	Percentage of employees receiving regular performance and career development reviews	At PDG, 100% of employees receive regular performance and career development review
GRI 405: Diversity and Equal Opportunity 2016	GRI 3-3	Management of material topics	61-62
	GRI 405-1	Diversity of governance bodies and employees	Confidential
	GRI 405-2	Ratio of basic salary and remuneration of women to men	Confidential
GRI 413: Local Communities 2016	GRI 3-3	Management of material topics	65-67
	GRI 413-1	Operations with local community engagement, impact assessments, and development programs	65-67
	GRI 413-2	Operations with significant actual and potential negative impacts on local communities	N/A
GRI 414: Supplier Social Assessment 2016	GRI 3-3	Management of material topics	64
	414-1	New suppliers that were screened using social criteria	100% of new suppliers were screened using social criteria
GRI 418: Customer Privacy 2016	GRI 3-3	Management of material topics	71
	418-1	Substantiated complaints concerning breaches of customer privacy and losses of customer data	Zero substantiated complaints in 2024

Assurance Report



Deloitte & Touche LLP
 Unique Entity No. T08LL0721A
 6 Shenton Way
 OUE Downtown 2
 #33-00
 Singapore 058809
 Tel: +65 6224 8288
 Fax: +65 6538 6166
 www.deloitte.com/sg

INDEPENDENT LIMITED ASSURANCE REPORT IN CONNECTION WITH PRINCETON DIGITAL GROUP'S SUSTAINABILITY REPORT FOR THE YEAR ENDED 31 DECEMBER 2024

We have performed a limited assurance engagement on Princeton Digital Group (Singapore) Management Private Limited ("PDG" or "Group")'s selected Global Reporting Initiative ("GRI") Universal Standards 2021 disclosures ("Disclosures") made in PDG's Sustainability Report for the year ended 31 December 2024 ("Sustainability Report 2024"), as identified below (the "Sustainability Information").

Our assurance engagement does not extend to information in respect of earlier periods included in or linked to from the Sustainability Report 2024, including any images, audio files or embedded videos.

Limited Assurance Conclusion

Based on the procedures we have performed as described under the "Summary of the work we performed as the basis of our assurance conclusion" and the evidence we have obtained, nothing has come to our attention that causes us to believe that the selected GRI Disclosures as identified in the table below and as disclosed on page 27 of the Sustainability Report 2024, are not prepared, in all material respects, in accordance with the relevant GRI Standards - Topic-Specific Disclosures Requirements.

Material Topic	GRI Standards - Topic-Specific Disclosure Requirements		Selected GRI Disclosures
Emissions	GRI 305-1 (2016)	Energy direct (Scope 1) greenhouse gas (GHG) emissions – gross emissions	3,671 tCO ₂ e
	GRI 305-2 (2016)	Energy indirect (Scope 2) greenhouse gas (GHG) emissions (Location-based)	223,452 tCO ₂ e
	GRI 305-2 (2016)	Energy indirect (Scope 2) greenhouse gas (GHG) emissions (Market-based)	85,652 tCO ₂ e
	GRI 305-3 (2016)	Other indirect (Scope 3) (Category 6: Business Travel) greenhouse gas (GHG) emissions	716 tCO ₂ e
	GRI 305-3 (2016)	Other indirect (Scope 3) (Category 7: Employee Commuting) greenhouse gas (GHG) emissions	689 tCO ₂ e

Understanding how PDG has prepared the Sustainability Information

The absence of a commonly used generally accepted reporting framework or a significant body of established practice on which to draw to evaluate and measure sustainability information allows for different, but acceptable, measurement techniques that can affect comparability between entities and over time.

Consequently, the Sustainability Information needs to be read and understood together with the Reporting Criteria and the reporting scope set out under "About This Report" of the Sustainability Report 2024, which PDG has used to prepare the Sustainability Information.

Deloitte & Touche LLP (Unique Entity No. T08LL0721A) is an accounting limited liability partnership registered in Singapore under the Limited Liability Partnerships Act (Chapter 163A).

Assurance Report



PDG's Responsibilities

Management of PDG is responsible for:

- Selecting or establishing suitable criteria for preparing the Sustainability Information;
- Preparing the Sustainability Information in accordance with GRI Standards - Topic-Specific Disclosure Requirements identified in the table above ("Reporting Criteria"); and
- Designing, implementing and maintaining internal control over information relevant to the preparation of the Sustainability Information that is free from material misstatement, whether due to fraud or error.

Our Responsibilities

We are responsible for:

- Planning and performing the engagement to obtain limited assurance about whether the Sustainability Information is free from material misstatement, whether due to fraud or error;
- Forming an independent conclusion, based on the procedures we have performed and the evidence we have obtained; and
- Reporting our conclusion to the Senior Management of PDG.

As we are engaged to form an independent conclusion on the Sustainability Information as prepared by management, we are not permitted to be involved in the preparation of the Sustainability Information as doing so may compromise our independence.

Professional Standards Applied

We performed a limited assurance engagement in accordance with Singapore Standard on Assurance Engagements 3000 (Revised) – Assurance Engagements other than Audits or Reviews of Historical Financial Information ("Standard").

Practitioner's Independence and Quality Management

We have complied with the independence and other ethical requirements of the *Accounting and Corporate Regulatory Authority ("ACRA") Code of Professional Conduct and Ethics for Public Accountants and Accounting Entities ("ACRA Code")*, which is founded on fundamental principles of integrity, objectivity, professional competence and due care, confidentiality and professional behaviour.

Our firm applies Singapore Standard on Quality Management 1, which requires the firm to design, implement and operate a system of quality management including policies or procedures regarding compliance with ethical requirements, professional standards and applicable legal and regulatory requirements.

Summary of the work we performed as the basis of our assurance conclusion

We are required to plan and perform our work to address the areas where we have identified that a material misstatement of the Sustainability Information is likely to arise. The procedures we performed were based on our professional judgement. In carrying out our limited assurance engagement on the Sustainability Information, our procedures included the following:

- Evaluated the suitability in the circumstances of PDG's use of the Reporting Criteria, as the basis for preparing the Sustainability Information;
- Through inquiries, obtained an understanding of PDG's control environment, processes and information systems relevant to the preparation of the Sustainability Information, but we did not evaluate the design of particular control activities, did not obtain evidence about their implementation and did not test their operating effectiveness;

Assurance Report



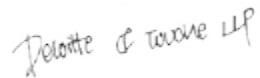
- Evaluated whether PDG's methods for developing estimates are appropriate and had been consistently applied, but our procedures did not include testing the data on which the estimates were based and we did not separately develop our own estimates against which to evaluate PDG's estimates;
- Sample tested a number of items to supporting records, as appropriate;
- Performed analytical procedures by comparing the Sustainability Information in the current period to prior period, and made inquiries of management to obtain explanations as appropriate; and
- Considered the presentation and disclosure relevant to the Sustainability Information.

The procedures performed in a limited assurance engagement vary in nature and timing from, and are less in extent than for a reasonable assurance engagement. Consequently, the level of assurance obtained in a limited assurance engagement is substantially lower than the assurance that would have been obtained had a reasonable assurance engagement been performed.

Purpose and Restriction on Distribution and Use

This report is made solely to the Senior Management of PDG in accordance with our engagement letter dated 3 March 2025 for the purpose of providing a limited assurance conclusion on the Sustainability Information. As a result, this report may not be suitable for another purpose.

We disclaim any assumption of responsibility for any reliance on this report to any person other than the Senior Management of PDG, or for any purpose other than that for which it was prepared.



Public Accountants and
Chartered Accountants
Singapore

3 July 2025

Contact

PDG strives to improve through feedback from our stakeholders. Please send suggestions to us at info@princetonog.com.



Our offices

Singapore

Global Headquarters
CapitaGreen, Level 29, 03-04
138 Market Street
Singapore 048946


Indonesia

Menara Astra, 37/F,
JI Jendral Sudirman No Kelurahan Karet
Tengsin, Kecamatan Tanah Abang
Jakarta Pusat 10220, Indonesia

Japan

Level 8, Tri-Seven Roppongi,
7-7-7 Roppongi, Minato-ku
Tokyo, 106-0032, Japan

Connect with us

 Princeton Digital Group

 PDG-wechat



China

Greenland Center, B-1503
600 Longhuazhong Road
Shanghai, 200032, China

India

First Floor, FIFC
Bandra Kurla Complex
Mumbai 400 051, India

Malaysia

No. 15 (PTD 32639), Jalan Digital Utama,
Sedenak Tech Park,
Mukim Bukit Batu, 81000 Kulai, Johor
Malaysia

PDG

www.princetondg.com