



Società Elettromeccanica Arzignanese

# **SUSTAINABILITY REPORT** 2024

---

## OVERVIEW

[seatrasformatori.it](http://seatrasformatori.it)

**S.E.A. Società Elettromeccanica Arzignanese S.p.A.**

Via Leonardo Da Vinci, 14  
36071 Tezze di Arzignano (VI) Italia  
Tel. +39 0444 482100  
Fax. +39 0444 482519  
[info@seatrasformatori.it](mailto:info@seatrasformatori.it)

# SEA - BETWEEN HISTORY AND INNOVATION

Since 1959, we have been designing, manufacturing and providing after-sales assistance of electric liquid immersed and dry type reactors and transformers for distribution, power and special application.

We cover the entire process of winding construction, magnetic core creation, execution of thermal and insulation treatments, final assembling, and test and acceptance testing procedures.

Our products meet high quality standards and are the result of the expertise and professionalism of our collaborators. Our commitment to innovation and quality has allowed us to establish ourselves on the national and international electrical market, yet without ever forgetting our heritage as a craftsman's workshop.

We firmly believe that ongoing evolution is the key for continuously improving our offer and services. We stand out in the market thanks to our 65 years of experience in the industry and to the use of the most advanced production technologies.

**TECHNOLOGY, RELIABILITY AND SAFETY ARE THE PRINCIPLES THAT DRIVE OUR ACTIONS.**

**INNOVATION AND SUSTAINABILITY ARE THE VALUES THAT GUIDE OUR EVOLUTION TOWARDS THE CHALLENGES OF THE FUTURE.**

## VISION

### TRANSFORMING THE FUTURE.

Through state-of-the-art technology, quality and commitment to customer satisfaction, we aim to be a leading manufacturer of transformers, reactors and electromechanical components.

## MISSION

### SUPPORTING THE FUTURE.

We aspire to develop the knowledge and industrial culture to provide processes and solutions that improve well-being, sustainability and productivity, enabling our customers to increase energy efficiency in this digital age.



# OUR VALUES



## TECHNOLOGY

To us, technology represents a continuous dedication to innovation. We are committed to creating advanced and sustainable solutions that ensure competitiveness and growth.



## RELIABILITY

For us, reliability means continuity and security. It represents the ability to live up to the high quality standards that have always characterised our production, delivering optimal performance and fostering the trust of our customers.



## SAFETY

Process and product safety is a fundamental value that protects not only the well-being of our collaborators, but also the efficiency and operational continuity of our company.



## SUSTAINABILITY

For us, sustainability means working in harmony with people and the environment, promoting solutions that reduce negative impacts on communities and the environment, and preserving resources for future generations. It is a principle that guides the company's actions towards achieving a balance between progress and responsibility.

# OUR PRODUCTS

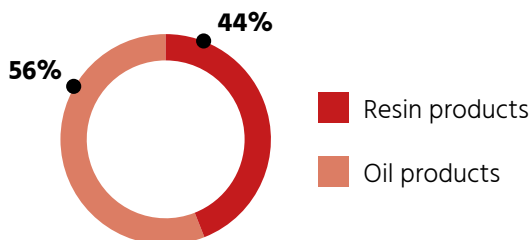
We engineer and manufacture a wide range of **distribution and power transformers, reactors and coils** designed to meet the needs of various sectors: utilities, EPCs, renewables and traditional energy plants, manufacturing industry, infrastructure and strategic areas related to energy transition.

Our production capacity and technical know-how allow us to offer **both standardised solutions**, suitable for established applications, **and highly customised products**, developed in close collaboration with the customer to meet specific performance, regulatory and environmental requirements.

Our product portfolio comprises two main lines: liquid-immersed transformers and dry-type transformers.

## PRODUCTION TREND IN KVA

	2022	2023	2024
Oil products	2,226,161	2,521,378	3,064,564
Resin products	2,398,369	2,155,226	2,442,317
<b>Total</b>	<b>4,624,530</b>	<b>4,676,604</b>	<b>5,506,881</b>
Year-on-year difference		+1%	+18%



## LIQUID-IMMERSED TRANSFORMERS

- **Distribution transformers**, with a rated power from 25 kVA to 3150 kVA and primary voltage up to 36 kV
- **Power transformers**, with a rated power of up to 180 MVA and primary voltage of up to 245 kVA
- **Transformers for rectifiers and converters**, with a rated power of up to 120 MVA and an operation of up to 72 pulses
- **DC furnace transformers**, with a rated power of up to 150 MVA and a secondary side rated current of up to 120 kA
- **Reactors and coils** of up to 30/50 MVar and insulating level up to 750kV



## DRY TYPE TRANSFORMERS

- Distribution and power **cast resin transformers**, and special transformers for rectifiers and converters, with a rated power of up to 30 MVA and primary voltage of up to 72.5 kV
- **Air-insulated transformers**, with a rated power of up to 25 MVA and primary voltage of up to 40.5 kV
- **Reactors and coils** of up to 15 MVar and insulating level up to 200kV

# ENVIRONMENT

## 2022-2024 TRENDS

**-5%**

reduction in electricity consumption

**+114%**

increase of energy from renewable sources  
(purchased and self-generated)

**+278%**

increase in photovoltaic production

**-37%**

reduction in energy intensity based on net revenue

**-15%**

reduction in energy intensity per kVA produced

**-60%**

reduction in Scope 1+2+3 emissions (market-based)

**-38%**

reduction in water consumption per kVA produced

**-42%**

reduction in hazardous waste

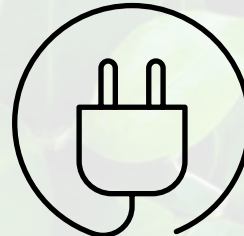
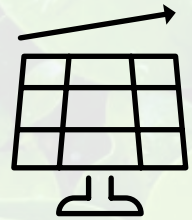
## 2024 HIGHLIGHTS



electricity from  
renewable sources

**+143%**

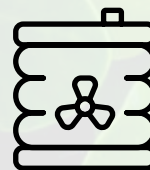
increase of energy from  
renewable sources



Scope 2 emissions  
(market-based)

**-53%**

reduction in Scope 1+2+3  
emissions (market-based)



**-51%**

reduction in  
hazardous waste

## FUTURE PROJECTS

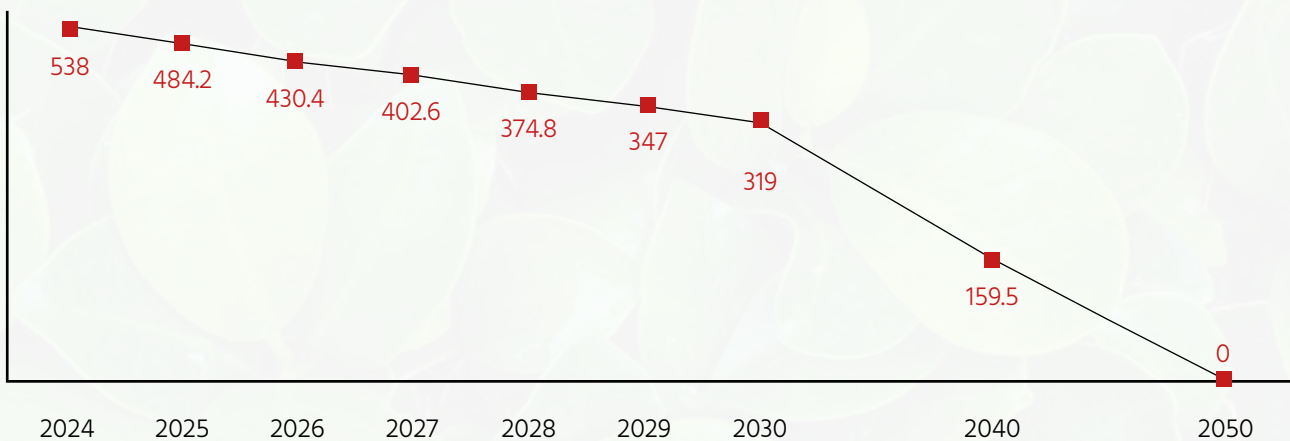
### DECARBONISATION ROADMAP

In line with the goals of the Paris Agreement and the growing urgency to combat climate change, we have embarked on a structured decarbonisation path aimed at progressively reducing our climate-changing emissions.

Our commitment to climate neutrality translates into a **multi-year strategy based on the reduction of direct emissions, energy efficiency and the promotion of sources with low environmental impact.**

We constantly monitor our environmental performance and update our decarbonisation roadmap in response to regulatory developments and the results achieved, ensuring transparency and consistency throughout our journey.

#### HISTORICAL TREND IN SCOPE 1 EMISSIONS (TCO<sub>2</sub> eq.)



### PLANNED ACTION PLANS

To stay aligned with the defined trajectory, we have identified the following priority actions:

- improving the efficiency of thermal consumption and industrial processes;
- electrifying activities currently powered by gas or fossil fuels;
- reducing fuel consumption through fleet modernization;
- controlling refrigerant gas leaks;
- providing internal training and raising climate awareness;
- assessing temporary offset solutions while awaiting the complete elimination of residual emissions.

# PEOPLE

## 2022-2024 TRENDS

**+14%**

increase in total employees

**+15%**

increase in female employees

**+38%**

increase in under 30 employees

**+145%**

increase in non-mandatory training hours

**-43%**

reduction in the accident frequency rate

**+331%**

family leave hours allowed

**+77%**

increase in the amount of welfare benefits

**€ 344.669**

value of sponsorships and donations provided (+117% over the 2022-2024 period)

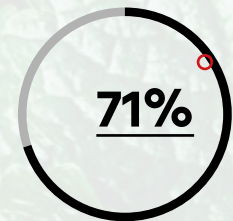
## 2024 HIGHLIGHTS

**+7%**



increase in total employees

under 50 employees




**93%**

employees based in the Province of Vicenza

**4.983**

total training hours delivered

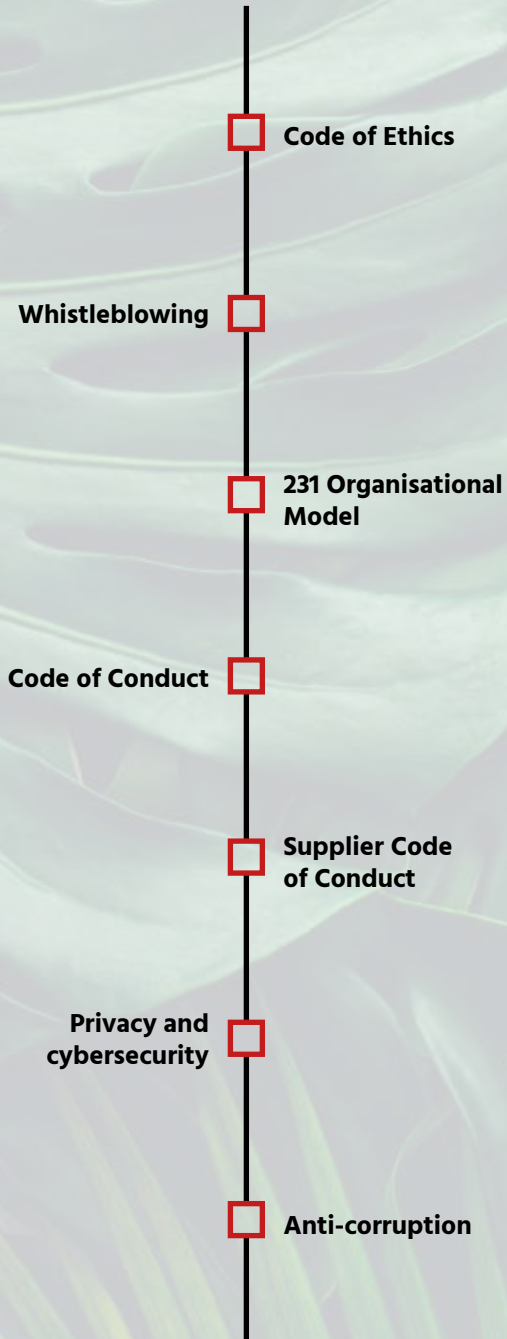


**+26%**

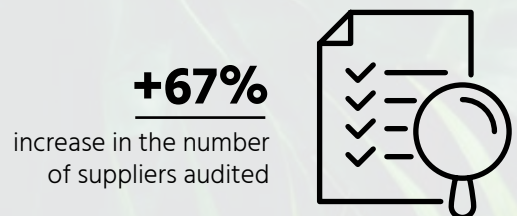
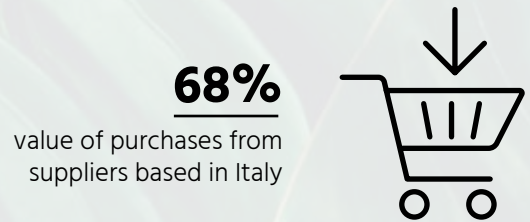
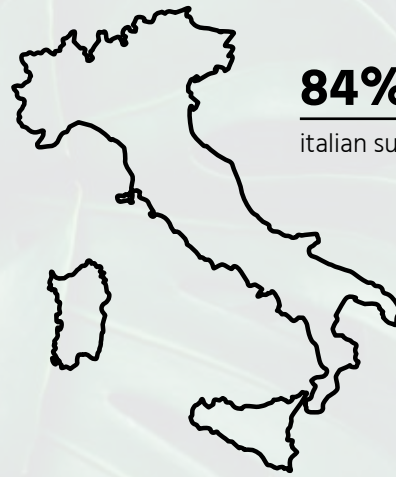
increase in training hours on health and safety

# GOVERNANCE

















## GOVERNANCE TOOLS



## 2024 HIGHLIGHTS



# SHARED VALUE

Purchases	2023		85,334,179
^ +9%	2024		93,020,015
	<hr/>		
Salaries	2023		11,088,035
^ +15%	2024		12,773,593
	<hr/>		
Interest and financial charges	2023		416,422
v -24%	2024		314,872
	<hr/>		
Sponsorships and donations	2023		144,644
v -5%	2024		136,895
	<hr/>		
Taxes and duties	2023		5,842,994
^ +43%	2024		8,345,005
	<hr/>		
<b>Total value distributed to stakeholders</b>	2023		<b>102,826,274</b>
^ +11%	2024		<b>114,590,380</b>
	<hr/>		
Retained earnings	2023		15,397,638
^ +36%	2024		20,936,941
	<hr/>		
<b>Total value generated</b>	2023		<b>118,223,912</b>
^ +15%	2024		<b>135,527,321</b>


# CERTIFICATIONS AND RATINGS



ISO 9001



ISO 14001



ISO 45001



ISO 14040 (LCA Analysis)



ISO 14025 (EPD Validation)



Ecovadis → **silver**



OPEN ES → **scoring 95/100**



Legality Rating → **★ ★+**

