



Vygon (UK) Ltd
The Pierre Simonet Building
V Park, Gateway North
Latham Road
Swindon
Wiltshire SN25 4DL

VYGON (UK) LTD - CARBON REDUCTION PLAN

Supplier name: **Vygon (UK) Ltd**
Publication date: **July 2025 (next revision scheduled for July 2026)**
Carbon Reduction Plan Based on PPN 06/21 Template

Commitment to Achieving Net Zero

Vygon (UK) Ltd is committed to achieving Net Zero emissions by 2045, as demonstrated through previous and ongoing reduction actions detailed in this Carbon Reduction Plan.

Resetting Baseline to 2023

Vygon started emissions reporting with an initial baseline year of 2020 which focused on Scope 1 and Scope 2 elements. Reporting based on this content continued for the years 2021 and 2022.

In response to increasing external stakeholder expectations, Vygon expanded its emissions reporting with the inclusion of elements of Scope 3 and reset the baseline reporting year to 2023.

Resetting the baseline reporting year to 2023 enabled Vygon to review its operational boundary reporting activities, providing the opportunity to expand reporting through the inclusion of Scope 3 elements, as detailed below, into our carbon reporting for the first time.

- Upstream & Downstream Transportation & Distribution
- Business Travel (Flights, trains, taxis, ferries etc)
- Employee Commuting
- Homeworking

The total emissions sources included cover electricity, natural gas, petrol fuel, refrigerants, transmission and distribution losses, business, fleet travel, freight, homeworking (not included in total footprint), paper, waste and water.

Baseline Emissions Footprint 2023

Baseline Year: 2023
Additional details relating to the Baseline Emissions Calculations
The original baseline reporting year was 2020, however, this only covered Scope 1 and Scope 2. In order to expand reporting the Baseline Year has been reset to 2023 to include Scope 1, Scope 2 and elements of Scope 3.

Baseline Year Emissions: 2023	
EMISSIONS	TOTAL (tCO ₂ e) – Measured Carbon Emissions by Scope for year ending 2023
Scope 1	189.2
Scope 2 (Market Based)	0
Scope 3 (Included Sources)	321.5
Total Emissions (Market Based)	510.6

Current Emissions Reporting

Reporting Year: 2024	
EMISSIONS	TOTAL (tCO ₂ e) 2024
Scope 1	120.5
Scope 2 (Market Based)	0
Scope 3 (Included Sources)	235.0
Total Emissions (Market Based)	355.4

Comparison of Baseline Reporting Year 2023 to Reporting Year 2024

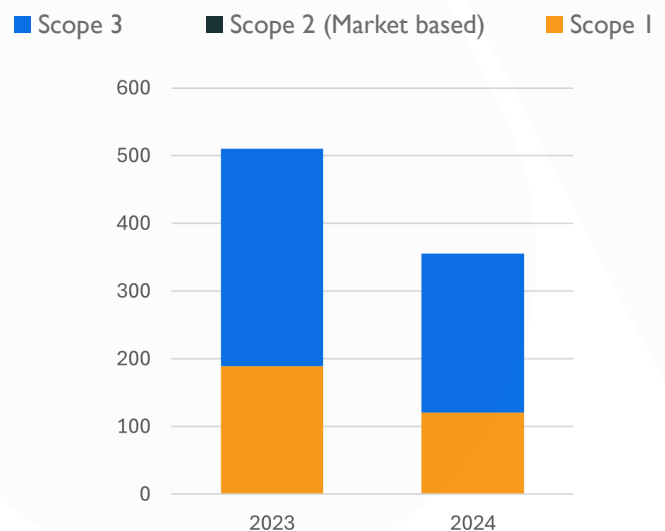
The 2024 emissions reporting has been Business Certified by Planet Mark, resulting in Vygon UK's Measured Carbon Footprint reducing from **510.6** in 2023 to **355.4** in 2024, an overall reduction of **30.4%**.

Measured carbon footprint By Scope Market Based

Overall market-based emissions have decreased by **30.4%**

Scope	2023	2024
Scope 1	189.2	120.5
Scope 2 (Market Based)	0	0
Scope 3	321.5	235.0
Total (market-based)	510.6	355.4










Measured carbon emissions by scope for year ending 2024, tCO₂e



*All rows and tables are rounded to one decimal place. This may lead to slight discrepancies in totals within the report.

The emissions reduction contributed towards nine of the United Nations (UN) Sustainability Development Goals (SDGs), as shown below.

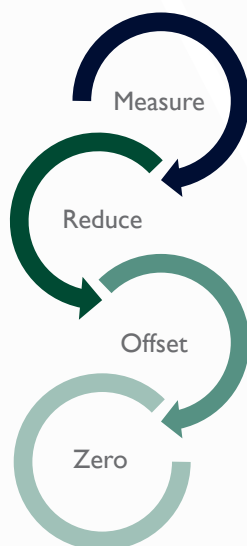
Sustainable Development Goals (SDGs) Alignment

6 CLEAN WATER AND SANITATION 	6.3 - 95% of water treated 6.4 - Reduction in water consumption 6.6 - Reduction in water consumption	9 INDUSTRY, INNOVATION AND INFRASTRUCTURE 	9.4 - Reduction in energy use 9.4 - Reduction in electricity use	13 CLIMATE ACTION 	13.3 - Reduction in absolute carbon emissions 13.3 - Donation to the Eden Project
7 AFFORDABLE AND CLEAN ENERGY 	7.2 - 45% of energy demand met by renewable energy 7.3 - Reduction in energy use 7.3 - Reduction in electricity use	11 SUSTAINABLE CITIES AND COMMUNITIES 	11.6 - Measured carbon emissions 11.6 - Reduction in absolute carbon emissions 11.6 - Reduction in travel emissions 11.6 - 84% of waste recycled and composted 11.4 - Donation to the Eden Project	14 LIFE BELOW WATER 	14.3 - Reduction in absolute carbon emissions
8 DECENT WORK AND ECONOMIC GROWTH 	8.4 - Reduction in absolute carbon emissions 8.4 - Reduction in carbon emissions per intensity	12 RESPONSIBLE CONSUMPTION AND PRODUCTION 	12.6 - Measured carbon emissions 12.1 - Reduction in absolute carbon emissions 12.5 - 84% of waste recycled and composted	15 LIFE ON LAND 	15.5 - Reduction in absolute carbon emissions 15.2 - 14% of paper FSC/PEFC certified

Carbon Reduction Projects

As a leading supplier of medical and surgical devices, supplying products to healthcare professionals in the NHS and private practices throughout the UK, Vygon supports the NHS supplier roadmap to Net Zero and strives to deliver enhanced Corporate Social Responsibility (CSR), ensuring we manage the social, economic and environmental effects of Vygon's operations responsibly in line with public expectations, while aligning with NHS Sustainability Goals.

Vygon UK is conscious of its carbon emissions, over recent years we have developed a continuous energy reduction programme based on four key factors.



1. **Measure** by identifying and assessing emission sources.
2. **Reduce** emissions through a carbon reduction plan to ensure continuous emissions reductions.
3. **Offset** any residual emissions through the purchase of high quality verified carbon credits to achieve Carbon Neutral Status.
4. **Zero** is the long term aim of the programme.

Completed Carbon Reduction Initiatives

The starting point of Measure identified energy usage areas and enabled Vygon to focus on reducing energy demand, as the main way to minimise operational emissions.

Actions taken include:

- The installation of 504kWp Solar Panels in 2020 has reduced energy requirements by approximately 25-30% and enabled CO2 emissions reductions to be calculated.

Since 2023 initiatives include:

- Transitioning the company fleet from hybrid to electric vehicles.
- The replacement of existing lighting in the warehouse and office areas with energy efficient LED lighting.
- The fitting of timers to car park lights, resulting in reduced energy usage and ensuring social benefit to the local community and wildlife as false light is reduced.
- In 2024, 40 new EV chargers were installed in the car park, enabling employees with hybrid and EV cars to charge their vehicles free of charge.
- A variety of recycling points are located throughout the building and food waste bins for composting are situated in the kitchen areas.

Emissions Reduction Targets

In order to continue our progress towards achieving Net Zero, we have adopted the following carbon reduction target. Working with Planet Mark a 5% reduction of Scope 1 & 2 carbon emissions has been targeted on an annual basis.

The Future Plan

Vygon has an innovative and exciting plan for the future, focused on building a new UK Head Office on our existing site. A Project Team was established at the start of 2025 tasked with delivering a new highly efficient sustainable building requiring less energy, reduced operational carbon emissions, while also including other key sustainable aspects, such as rainwater harvesting, the use of recycled building materials etc.

The project will increase Vygon's contribution and alignment with UN Sustainable Development Goals (SDGs) while significantly contributing to substantial emission reductions.

Declaration and Sign Off

This Carbon Reduction Plan has been completed in accordance with PPN 06/21 and associated guidance and reporting standard for Carbon Reduction Plans.

Emissions have been reported and recorded in accordance with the published reporting standard for Carbon Reduction Plans and the GHG Reporting Protocol corporate standard and uses the appropriate Government emission conversion factors for greenhouse gas company reporting.

Scope 1 and Scope 2 emissions have been reported in accordance with SECR requirements, and the required subset of Scope 3 emissions have been reported in accordance with the published reporting standard for Carbon Reduction Plans and the Corporate Value Chain (Scope 3) Standard.

This Carbon Reduction Plan has been reviewed and signed off by the board of directors (or equivalent management body).

Signed on behalf of the Supplier:



.....
Date: 02/07/2025

<https://ghgprotocol.org/corporate-standard>

<https://www.gov.uk/government/collections/government-conversion-factors-for-company-reporting>

<https://ghgprotocol.org/standards/scope-3-standard>